

Shielded CHAMP Right Angle PCB Connectors

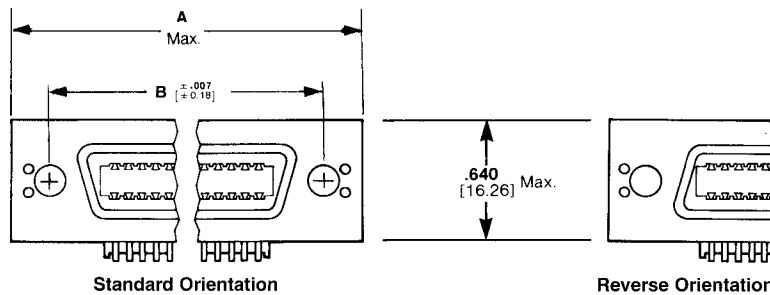

Preassembled Screw Lock

Material and Finish

Housing, Bracket, Connector Comb and Terminal Support Plate — Thermoplastic (black)

Terminals — Selectively plated gold over nickel plated high strength copper alloy, tin plated tails

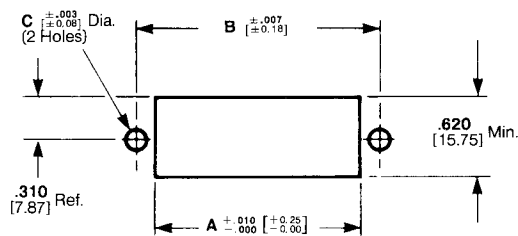
EMI Shield — Nickel plated die casting



No. of Positions	Preassembled Screw Lock				
	Dimensions		Screw Size	Part Numbers	
	A	B		Standard	Reverse
24	2.205 56.01	1.842 46.79	6-32	553811-11	553811-21
50	3.305 83.95	2.946 74.83	4-40	553813-3 ²	553813-4 ²

¹ Can be used with Interface Bus Application per IEEE-488.
² For capacitive filtered connector, order Part Number. 93533-X.

Recommended Panel Cutout (Rear Panel Mounting Only)



No. of Positions	Preassembled Screw Lock		
	Dimensions		
	A	B	C
24	1.575 40.01	1.842 46.79	.152 3.86
50	2.700 68.58	2.946 74.83	.126 3.20

Panel thickness range: .062 [1.57] max. Loose Piece and Preassembled Connector, .062-.093 [1.57-2.36] for metric per IEEE-488 on loose piece connectors.

¹ Dimensions C=.192 ± .003 [4.88± 0.08] for metric hardware per IEEE-488 applications.