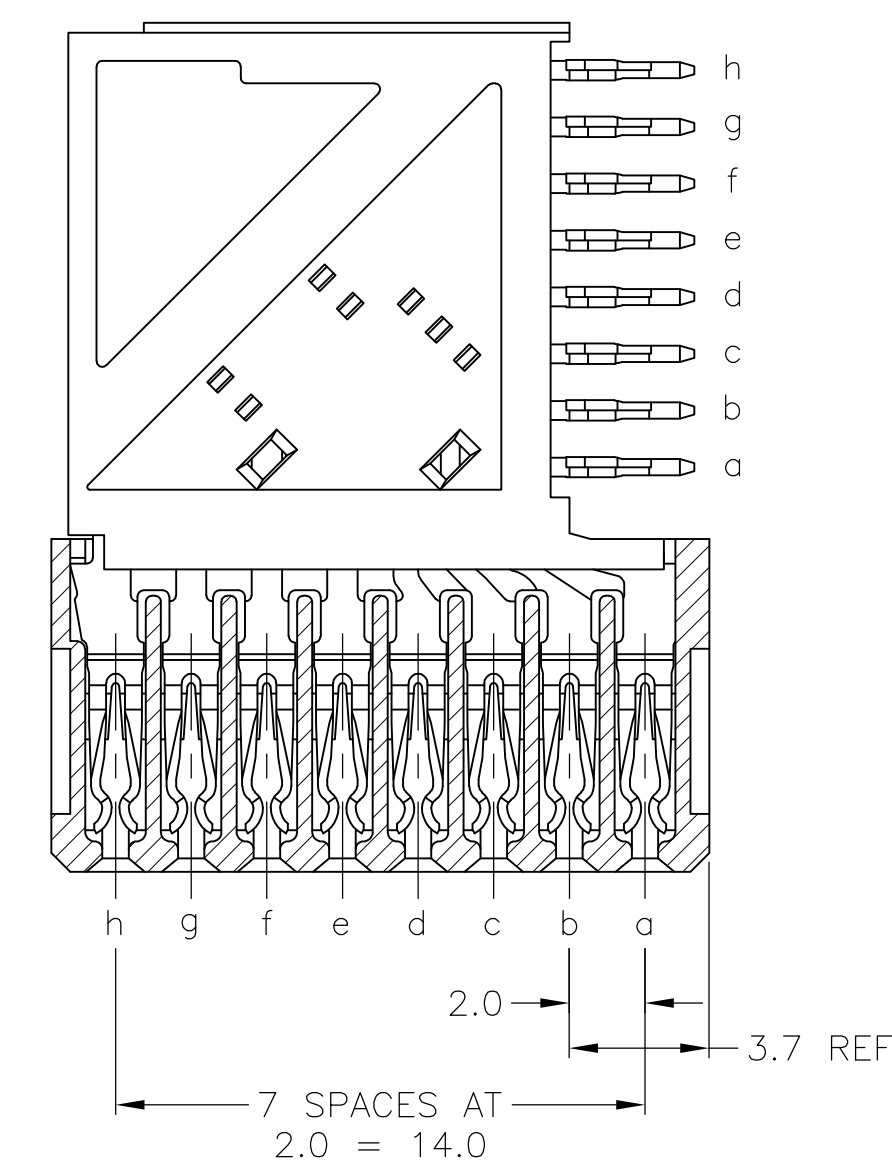
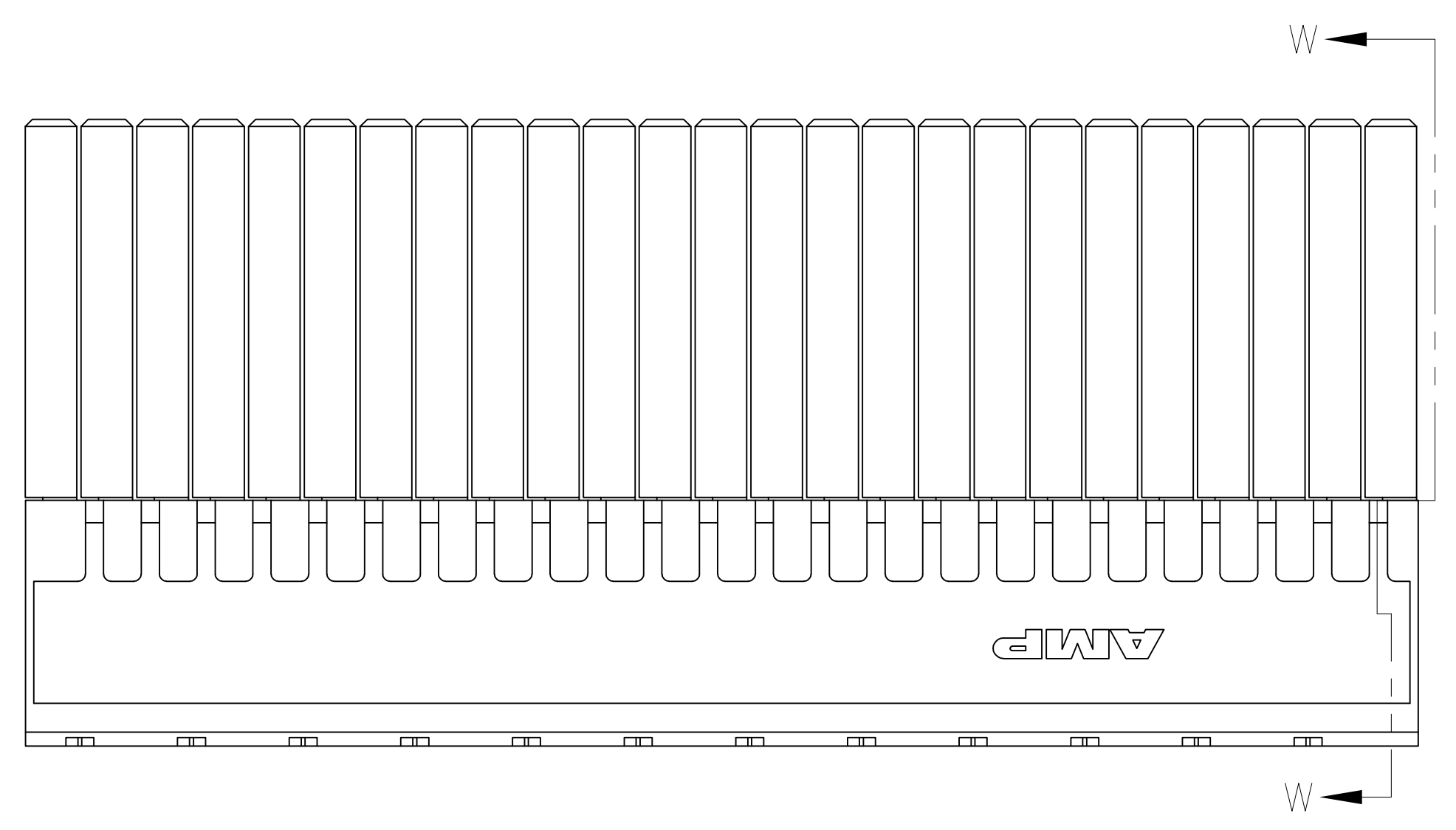
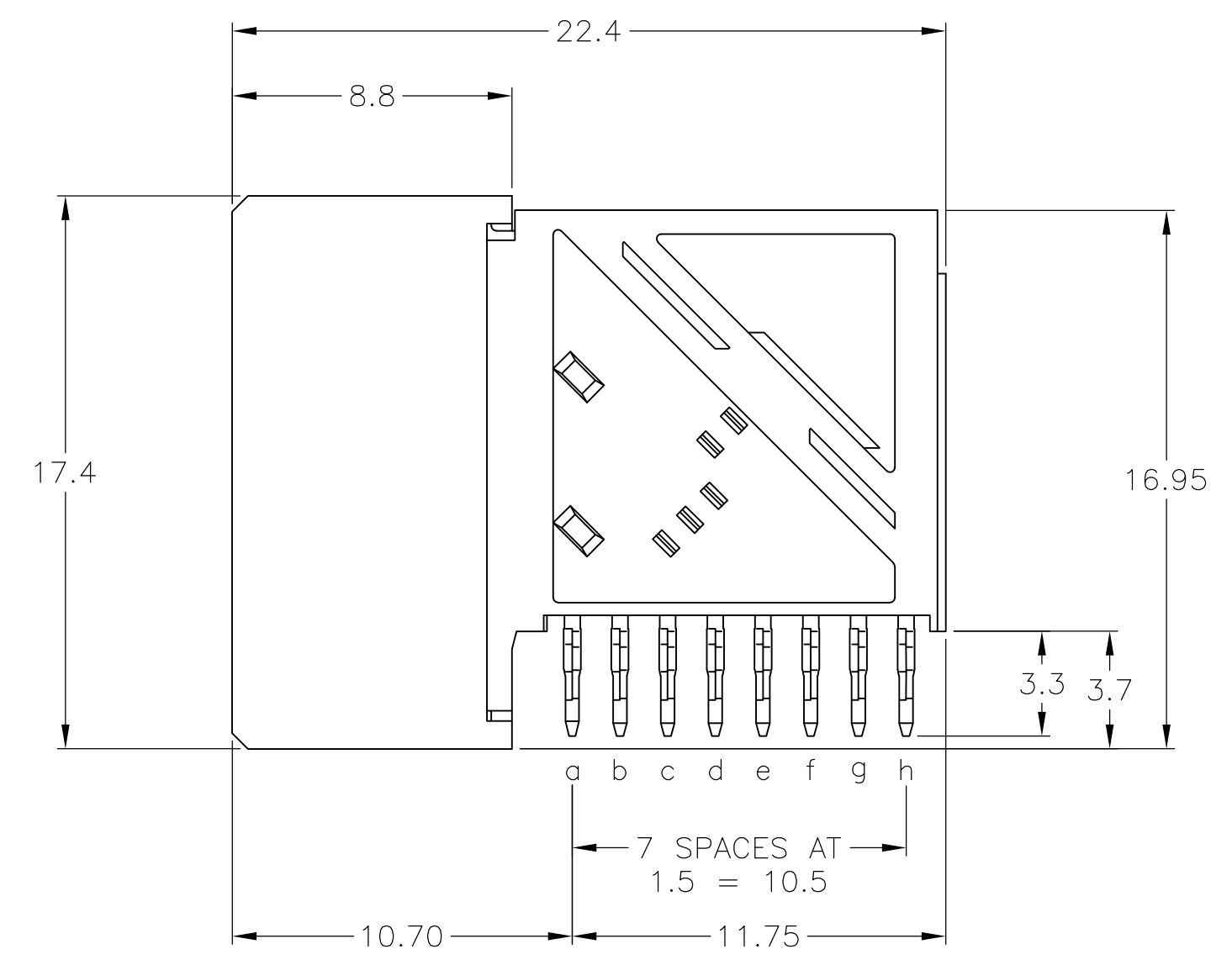
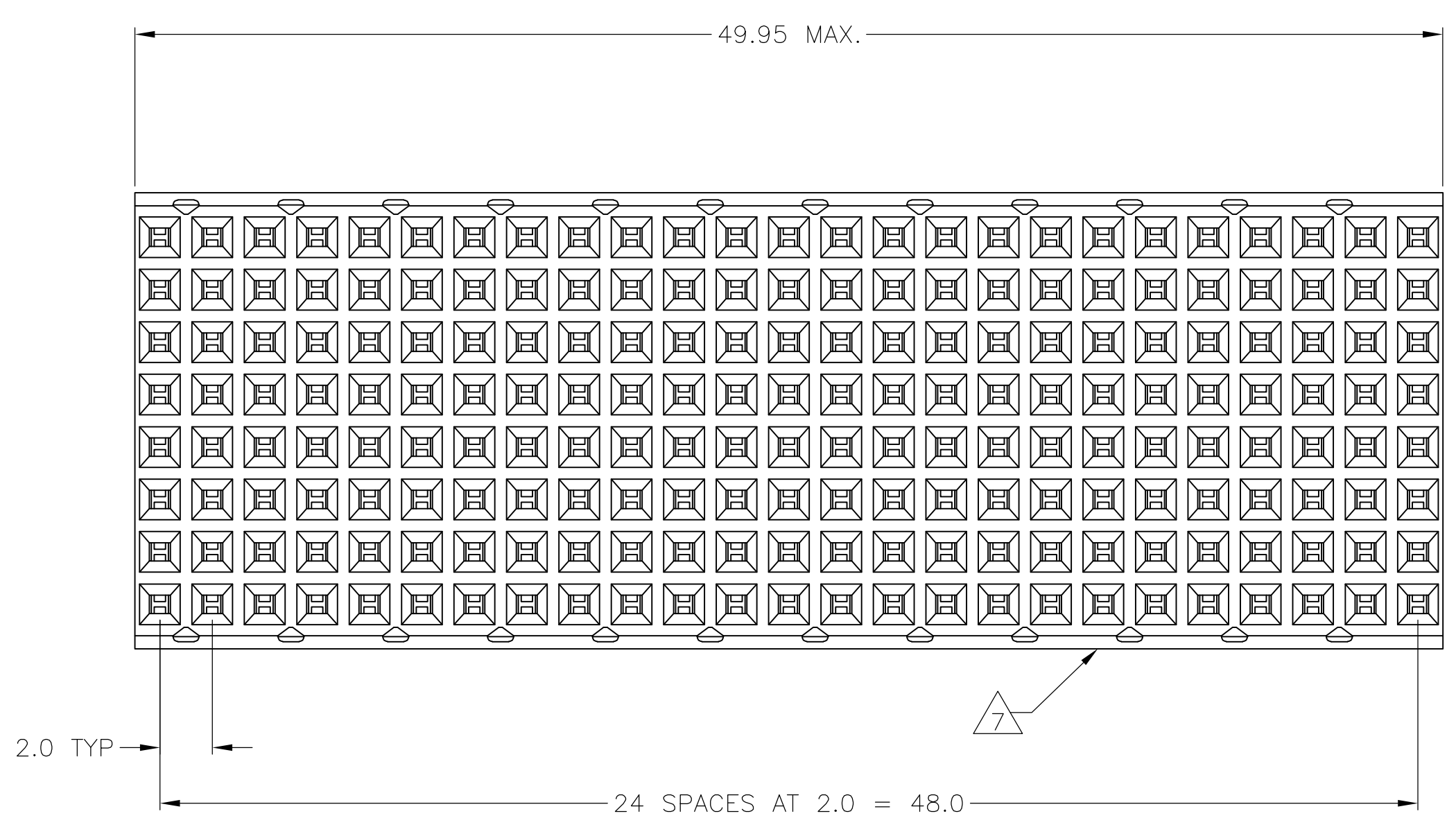


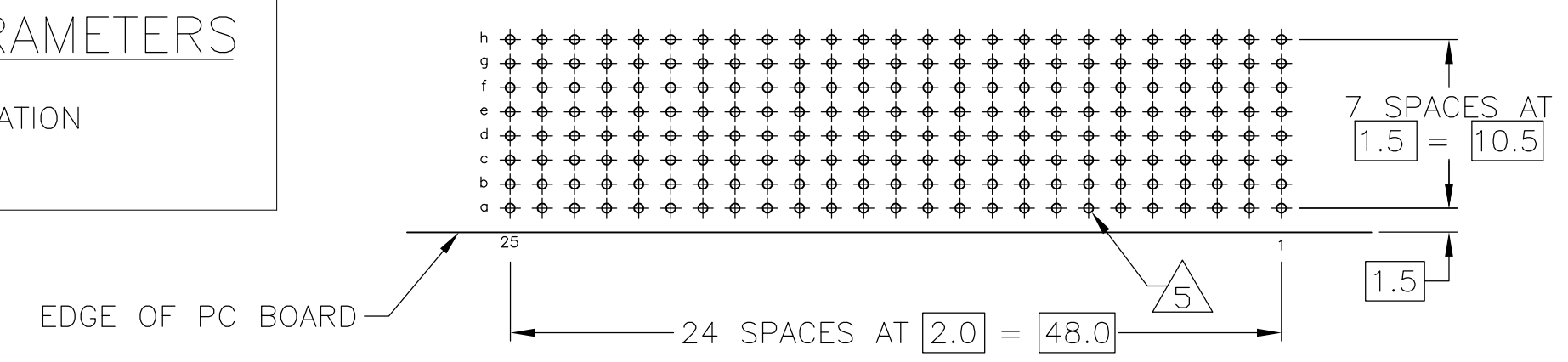
| LOC | | DIST | | REVISIONS | | | |
|-----|-----|---------------------------|---------|-----------|------|--|--|
| P | LTR | DESCRIPTION | DATE | DMN | APVD | | |
| B1 | | REVISED PER ECO-11-005033 | 29MAR11 | RK | HMR | | |
| C | | ECO-11-024491 | 13DEC11 | SY | MOV | | |



SECTION W-W



PLATED THRU HOLES PARAMETERS
REFERENCE APPLICATION SPECIFICATION



RECOMMENDED PCB-HOLE LAYOUT
COMPONENT SIDE SHOWN
SCALE 2.5:1

- 1 MATERIAL:
CONTACT: PHOSPHOR BRONZE.
HOUSING: GLASS-FILLED POLYESTER.
- 2 GENERAL PLATING SPECIFICATION: UNDERPLATING
(ENTIRE CONTACT): 1.27µm MIN NICKEL AND ACTION
PIN: 0.5µm MIN TIN.
FOR PLATING OF MATING SURFACES SEE APPLICABLE
SPECIFICATION REFERENCE FOR EACH DASH NUMBER.
- 3 CONFORMS TO ALL TESTING ACCORDING TO IEC 61076-4-101
PERFORMANCE LEVEL 2.
- 4 CONNECTOR TESTED AND QUALIFIED AGAINST TELCORDIA GR-1217-CORE QUALITY LEVEL 3,
CENTRAL OFFICE APPLICATIONS.
- 5 PLATED THRU HOLES AT 2x1.5mm GRID. 200 TOTAL HOLES.
- 6 CONTACT AREA LUBRICATED WITH BELLCORE APPROVED LUBRICANT.
TECHNICAL REFERENCE: GR-1217-CORE, ISSUE 1, NOVEMBER 1995.
- 7 CONNECTOR PRINTED WITH PART NUMBER AND DATE CODE THIS SIDE.
ADDITIONAL CHARACTERS OR MARKINGS, AS WELL AS THE
LOCATION OF THE MARKINGS, MAY BE ADDED FOR TRACEABILITY BASED
UPON MANUFACTURERS DISCRETION.
- 8 OBSOLETE PARTS: OBSOLETE CIS STREAMLINING PER D.RENAUD/D.SINISI

| | | |
|----------|--------|-------------|
| OBSOLETE | 1 4 6 | 5646445-9 |
| | 2 3 | 5646445-1 |
| | FINISH | PART NUMBER |

| | | | | | |
|--|--|------------------|-----------|---|------------------------------|
| THIS DRAWING IS A CONTROLLED DOCUMENT. | | DIN B CARBO | OBDEC04 | TE Connectivity | |
| DIMENSIONS: mm | | CJK G SKIPPER | OBDEC04 | NAME | |
| TOLERANCES UNLESS OTHERWISE SPECIFIED: | | APVD G SKIPPER | OBDEC04 | RECEPTACLE ASSEMBLY, 200 POSITION, TYPE E, 8 ROW, W/TWISTED TULIP CONTACTS, Z-PACK 2mm HM | |
| 0-PLC ± | | PRODUCT SPEC | | SIZE | CAGE CODE DRAWING NO |
| 1-PLC ±0.1 | | APPLICATION SPEC | | A1 | 00779 C=5646445 |
| 2-PLC ±0.05 ±0.2 | | | | WEIGHT | |
| 3-PLC ± | | | | | |
| 4-PLC ± | | | | | |
| ANGLES | | | | | |
| MATERIAL 1 | | FINISH | SEE TABLE | CUSTOMER DRAWING | SCALE 5:1 SHEET 1 OF 1 REV C |