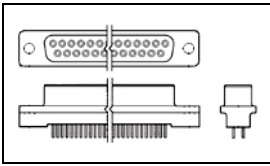


## 5745077-4 Product Details

[Share](#) [Print](#) [Email](#)



**5745077-4**

TE Internal Number: 5745077-4

Active

[View 3D PDF](#)

### Standard Board Mount Connectors

Always EU RoHS/ELV Compliant (Statement of Compliance)

#### Product Highlights:

- 15 Positions
- Connector Style = Receptacle
- PCB Mounting Orientation = Vertical
- Product Series = HD 20
- With Mating Connector Lock

[View all Features](#)

### Quick Links

- ▶ [Pricing & Availability](#)
- ▶ [Search for Tooling](#)
- ▶ [View Mating Products \(3\)](#)
- ▶ [Product Feature Selector](#)
- ▶ [Contact Us About This Product](#)

[Add to My Part List](#)

[Request Sample](#)

[Find Similar Products](#)

[Buy Product](#)

### Documentation & Additional Information

#### Product Drawings:

- [RECEPTACLE ASSEMBLY, SIZE 2, 15 POSN, VERTICAL, AMPL...](#) (PDF, English)

#### Catalog Pages/Data Sheets:

- [AMPLIMITE Subminiature D Connectors - Straight Poste...](#) (PDF, English)

#### Product Specifications:

- None Available

#### Application Specifications:

- None Available

#### Instruction Sheets:

- None Available

#### CAD Files: [\(CAD Format & Compression Information\)](#)

- [2D Drawing](#) (DXF, Version A)
- [3D Model](#) (IGES, Version A)
- [3D Model](#) (STEP, Version A)

[List all Documents](#)

#### Additional Information:

- [Product Line Information](#)

#### Additional Product Images:

- [Product Photo](#)
- [Typical Application](#)

#### Related Products:

- [Tooling](#)
- [Mating Products \(3\)](#)

### Product Features (Please use the Product Drawing for all design activity)

#### Product Type Features:

- PCB Mounting Orientation = Vertical
- Product Series = HD 20
- Mating Connector Lock = With
- Mating Connector Lock Type = Female Screwlocks, Fixed
- PCB Mount Retention = With
- PCB Mount Retention Type = Mounting Hole(s)
- Shell Type = All Plastic
- Shell Size = 2
- Grounding Indents = Without
- Grounding Straps = Without
- PCB Mount Style = Through Hole
- Color Code = None
- Sealed = No
- Profile = Standard
- Post Size (mm [in]) = 0.66 [.026]
- Mounting Hole Diameter (mm [in]) = 3.05 [.120]

#### Mechanical Attachment:

- Panel Mount Retention = Without

#### Termination Features:

- Grounding Clips = Without
- Termination Post Length (mm [in]) = 3.18 [0.125]

#### Dimensions:

- PCB Thickness, Recommended (in [mm]) = 0.062 - 0.093 [1.57 - 2.36]

#### Body Features:

- Female Screwlock Material = Brass
- Female Screwlock Plating = Nickel over Copper Flash

#### Contact Features:

- Contact Plating, Mating Area, Material = Gold (30)
- Solder Tail Contact Plating = Tin over Nickel
- Contact Shape = Round
- Contact Base Material = Phosphor Bronze

#### Housing Features:

- Connector Style = Receptacle
- UL Flammability Rating = UL 94V-0
- Housing Material = Thermoplastic - GF

#### Configuration Features:

- Number of Positions = 15

#### Industry Standards:

- RoHS/ELV Compliance = RoHS compliant, ELV compliant
- Lead Free Solder Processes = Wave solder capable to 240°C, Wave solder capable to 260°C, Wave solder capable to 265°C
- RoHS/ELV Compliance History = Always was RoHS compliant

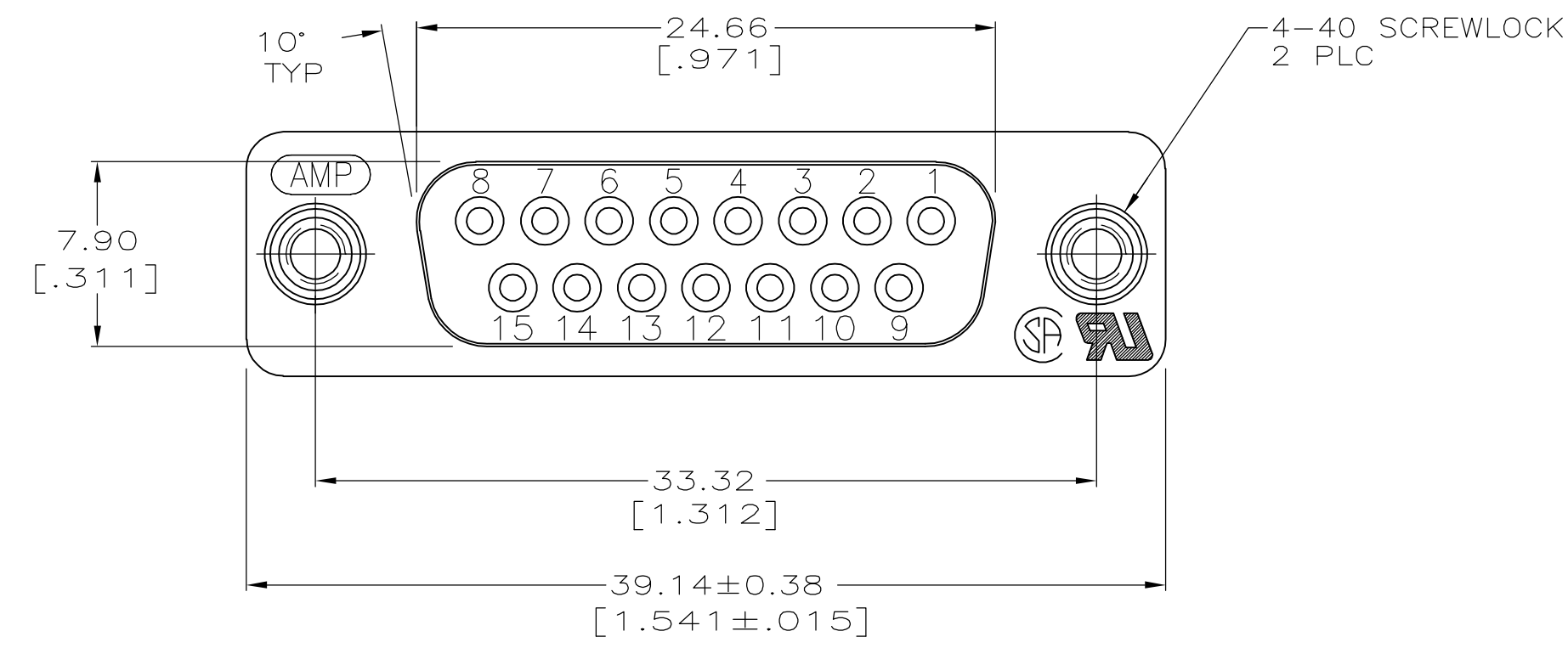
#### Operation/Application:

- Application = Standard

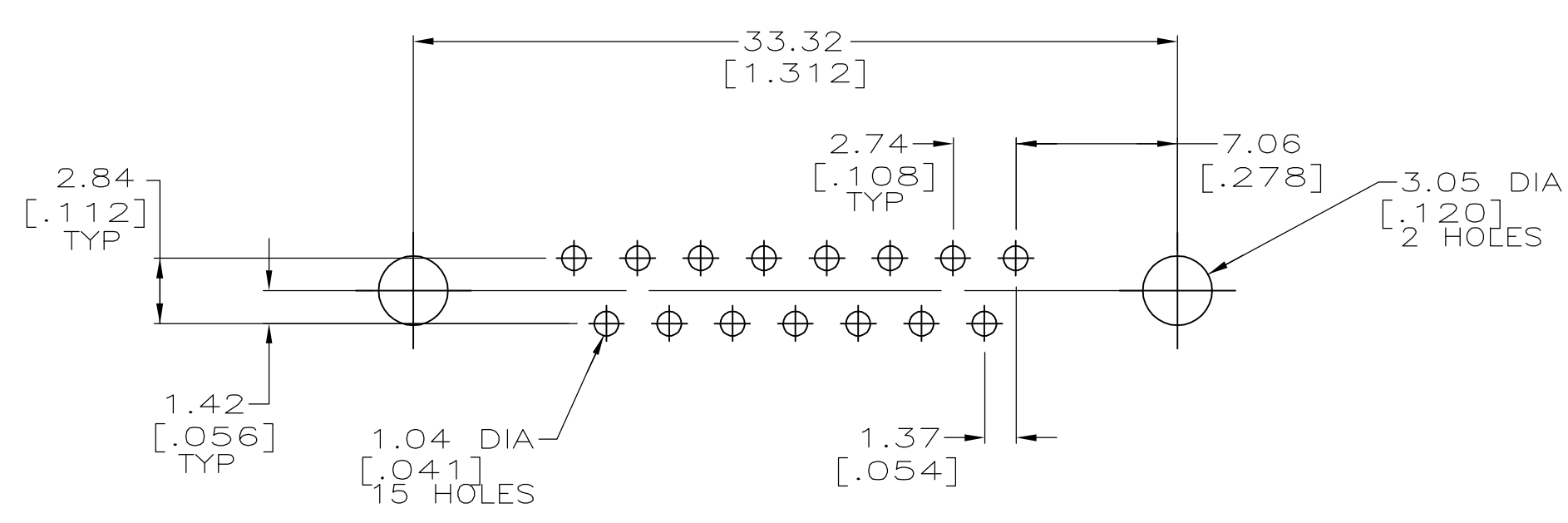
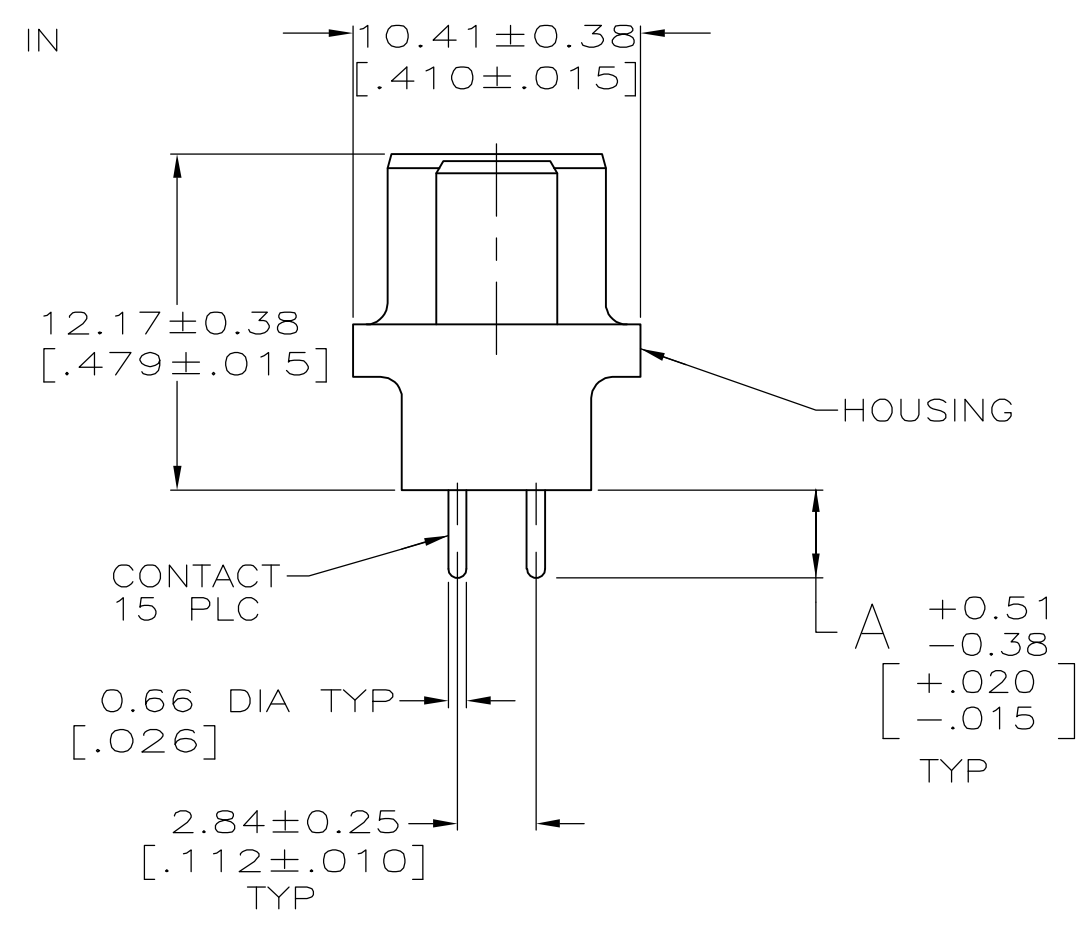
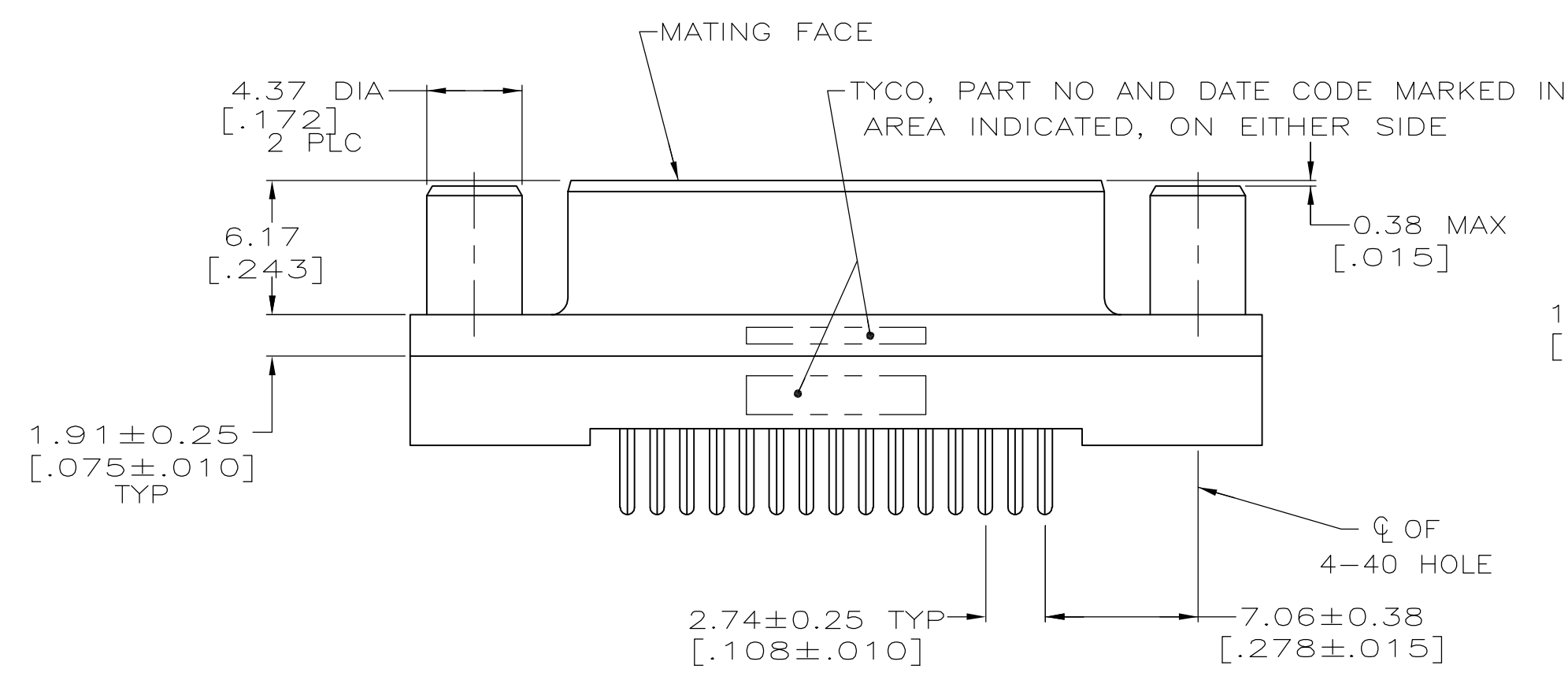
#### Other:

- Brand = AMP
- Comment = All receptacles are preloaded with size 20 DF posted socket contacts

LOC	DIST	REVISIONS					
GP	00	P	LTR	DESCRIPTION	DATE	OWN	APVD
		0		RELEASED PER EC 0S13-0087-05	31AUG05	GP	JG



- ① HOUSING: BLACK POLYESTER, UL 94V-0 RATED; CONTACTS: PHOSPHOR BRONZE; SCREWLOCKS: BRASS.
- ② CONTACTS: SEE TABLE. SCREWLOCKS: 1.27µm [0.000050] MIN NICKEL OVER COPPER FLASH.
- ③ GOLD FLASH FOR A LENGTH OF 2.54 [0.100] MIN FROM MATING END, 2.54µm [0.000100] MIN TIN FOR A LENGTH OF DIMENSION A FROM OPPOSITE END, ALL OVER 1.27µm [0.000050] MIN NICKEL.
- ④ 0.76 µm [0.000030] MIN GOLD FOR A LENGTH OF 2.54 [0.100] MIN FROM MATING END, 2.54µm [0.000100] MIN TIN FOR A LENGTH OF DIMENSION A FROM OPPOSITE END, ALL OVER 1.27µm [0.000050] MIN NICKEL.



RECOMMENDED PC BOARD MOUNTING DIMENSIONS

4.32 [0.170]	④	5745077-6
3.18 [0.125]	④	5745077-4
3.18 [0.125]	③	5745077-3
A	CONTACT FINISH	PART NO

THIS DRAWING IS A CONTROLLED DOCUMENT.		DWN G.PETERS 31AUG05	Tyco Electronics Corporation Harrisburg, Pa 17105-3608	
DIMENSIONS: mm [INCHES]		CHK J.GERACE 31AUG05	RECEPTACLE ASSEMBLY, SIZE 2, 15 POSN, VERTICAL, AMPLIMITE HD-20	
TOLERANCES UNLESS OTHERWISE SPECIFIED:		APVD M.WALMSLEY 31AUG05	NAME 108-40025	
0 PLC ± -	1 PLC ± -	PRODUCT SPEC	SIZE CAGE CODE DRAWING NO RESTRICTED TO	
2 PLC ± 0.13 [0.005]	3 PLC ± -	APPLICATION SPEC	A2 00779 G-5745077	
4 PLC ± -	ANGLES ± ± 2'	WEIGHT	SCALE 4:1 SHEET 1 OF 1 REV 0	
MATERIAL ①	FINISH ②	CUSTOMER DRAWING		