

5745414-1 Product Details

[Share](#) [Print](#) [Email](#)



5745414-1

TE Internal Number: 5745414-1

Active

[View 3D PDF](#)

Standard Board Mount Connectors

Always EU RoHS/ELV Compliant
(Statement of Compliance)

Product Highlights:

- 50 Positions
- Connector Style = Plug
- PCB Mounting Orientation = Vertical
- Product Series = HD 20
- Without Mating Connector Lock

[View all Features](#)

Quick Links

- ▶ [Pricing & Availability](#)
- ▶ [Search for Tooling](#)
- ▶ [View Mating Products \(1\)](#)
- ▶ [Product Feature Selector](#)
- ▶ [Contact Us About This Product](#)

[Add to My Part List](#)

[Request Sample](#)

[Find Similar Products](#)

[Buy Product](#)

Documentation & Additional Information

Product Drawings:

- [PLUG ASSEMBLY, SIZE 5, 50 POSN, VERTICAL, .025 SQ. P...](#) (PDF, English)

Catalog Pages/Data Sheets:

- [AMPLIMITE Subminiature D Connectors - Straight Poste...](#) (PDF, English)

Product Specifications:

- [AMPLIMITE HD-20 PCB Mounted Connector](#) (PDF, English)

Application Specifications:

- [AMPLIMITE HD-20 Straight Solder Contact Tine, Front ...](#) (PDF, English)

Instruction Sheets:

- None Available

CAD Files: (CAD Format & Compression Information)

- [2D Drawing](#) (DXF, Version B)
- [3D Model](#) (IGES, Version B)
- [3D Model](#) (STEP, Version B)

[List all Documents](#)

Additional Information:

- [Product Line Information](#)

Additional Product Images:

- [Product Photo](#)

Related Products:

- [Tooling](#)
- [Mating Products \(1\)](#)

Product Features (Please use the Product Drawing for all design activity)

Product Type Features:

- [PCB Mounting Orientation](#) = Vertical
- [Product Series](#) = HD 20
- [Mating Connector Lock](#) = Without
- [PCB Mount Retention](#) = Without
- [PCB Mount Retention Type](#) = Mounting Hole(s)
- [Shell Type](#) = Full Metal
- [Shell Size](#) = 5
- [Grounding Indents](#) = With
- [Grounding Straps](#) = Without
- [PCB Mount Style](#) = Through Hole
- [Color Code](#) = None

- Sealed = No
- Profile = High
- Post Size (mm [in]) = 0.64 [.025]

Body Features:

- [Insert Material](#) = Thermoplastic
- [Shell Material](#) = Steel
- [Shell Plating](#) = Tin

Contact Features:

- [Contact Plating, Mating Area, Material](#) = Gold (30)
- [Solder Tail Contact Plating](#) = Tin over Nickel
- [Contact Shape](#) = Square
- [Contact Base Material](#) = Brass

Housing Features:

- [Connector Style](#) = Plug

Configuration Features:

- [Number of Positions](#) = 50

- Mounting Hole Diameter (mm [in]) = 3.05 [.120]

Mechanical Attachment:

- [Panel Mount Retention](#) = Without

Termination Features:

- [Grounding Clips](#) = Without
- [Termination Post Length \(mm \[in\]\)](#) = 3.18 [0.125]

Dimensions:

- [PCB Thickness, Recommended \(in \[mm\]\)](#) = 0.062 - 0.093 [1.57 - 2.36]

Industry Standards:

- [RoHS/ELV Compliance](#) = RoHS compliant, ELV compliant
- [Lead Free Solder Processes](#) = Wave solder capable to 240°C, Wave solder capable to 260°C, Wave solder capable to 265°C
- [RoHS/ELV Compliance History](#) = Always was RoHS compliant
- [Insert Flammability Rating](#) = UL 94V-0

Operation/Application:

- [Application](#) = Standard

Other:

- [Brand](#) = AMP
- [Comment](#) = Plugs are preloaded with size 20 DF posted pin contacts

Corporate Information

- [About TE](#)
- [Investors](#)
- [News Room](#)
- [Supplier Portal](#)
- [Careers](#)
- [Terms & Conditions](#)
- [Privacy Policy](#)

Quick Links

- [Distributor Inventory](#)
- [Product Cross Reference](#)
- [Documents & Drawings](#)
- [Product Compliance Support Center](#)
- [Site Map](#)

Customer Support

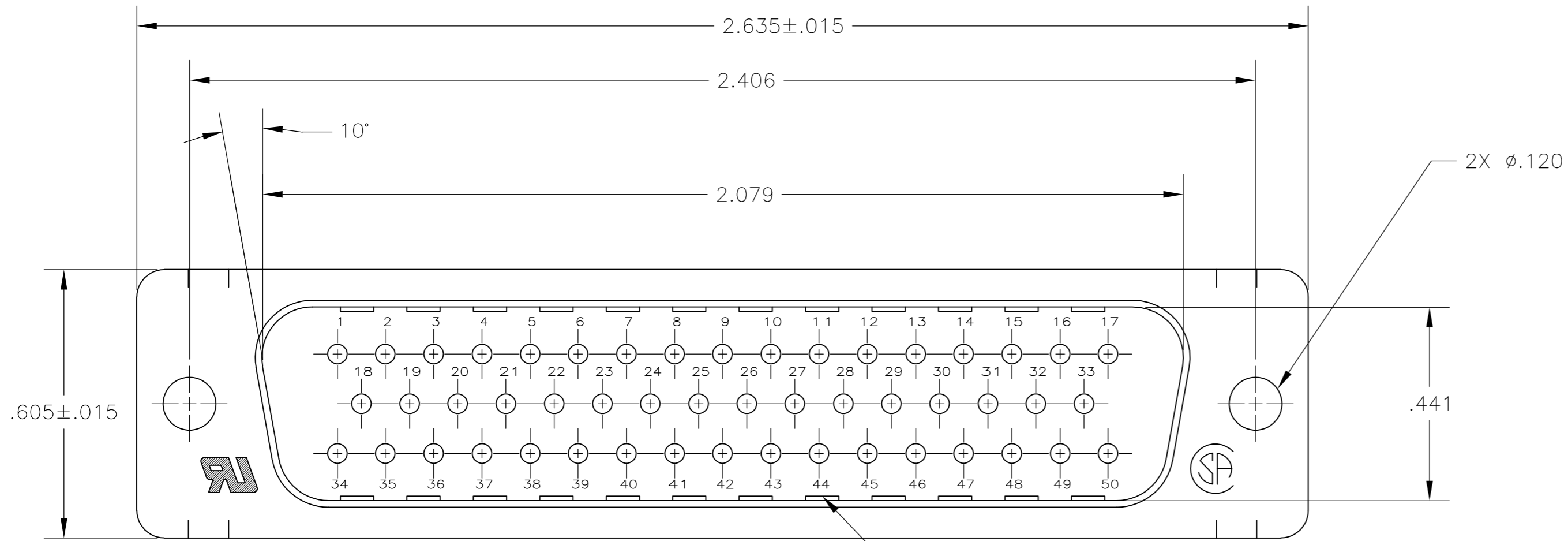
- [Email or Chat With Us](#)
- [Find a Phone Number](#)
- [Knowledge Base](#)
- [Manage Your Account](#)

Keep Me Informed

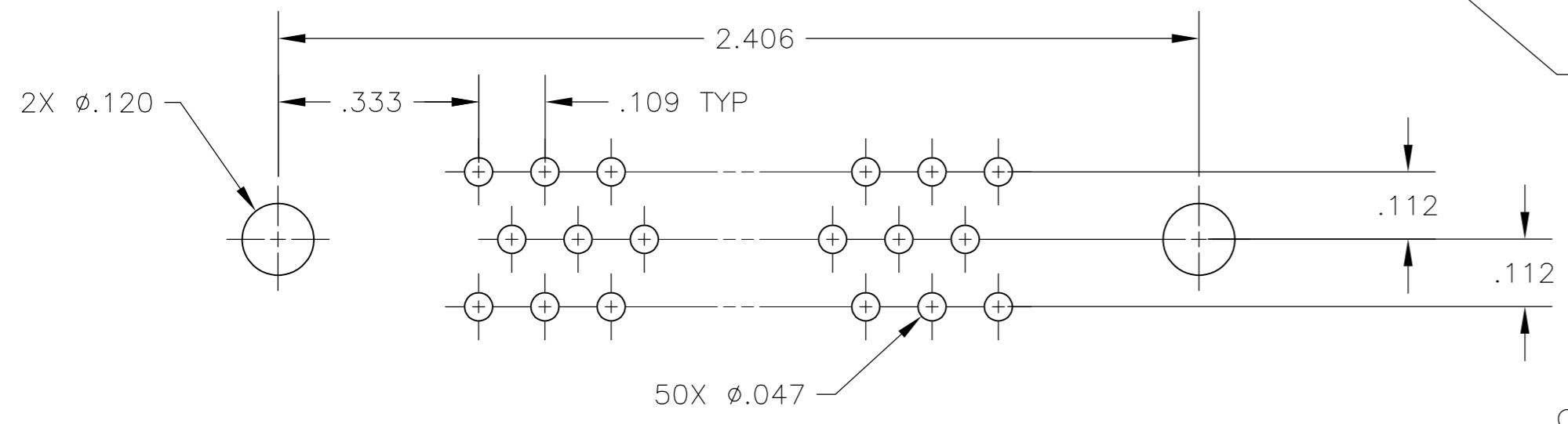
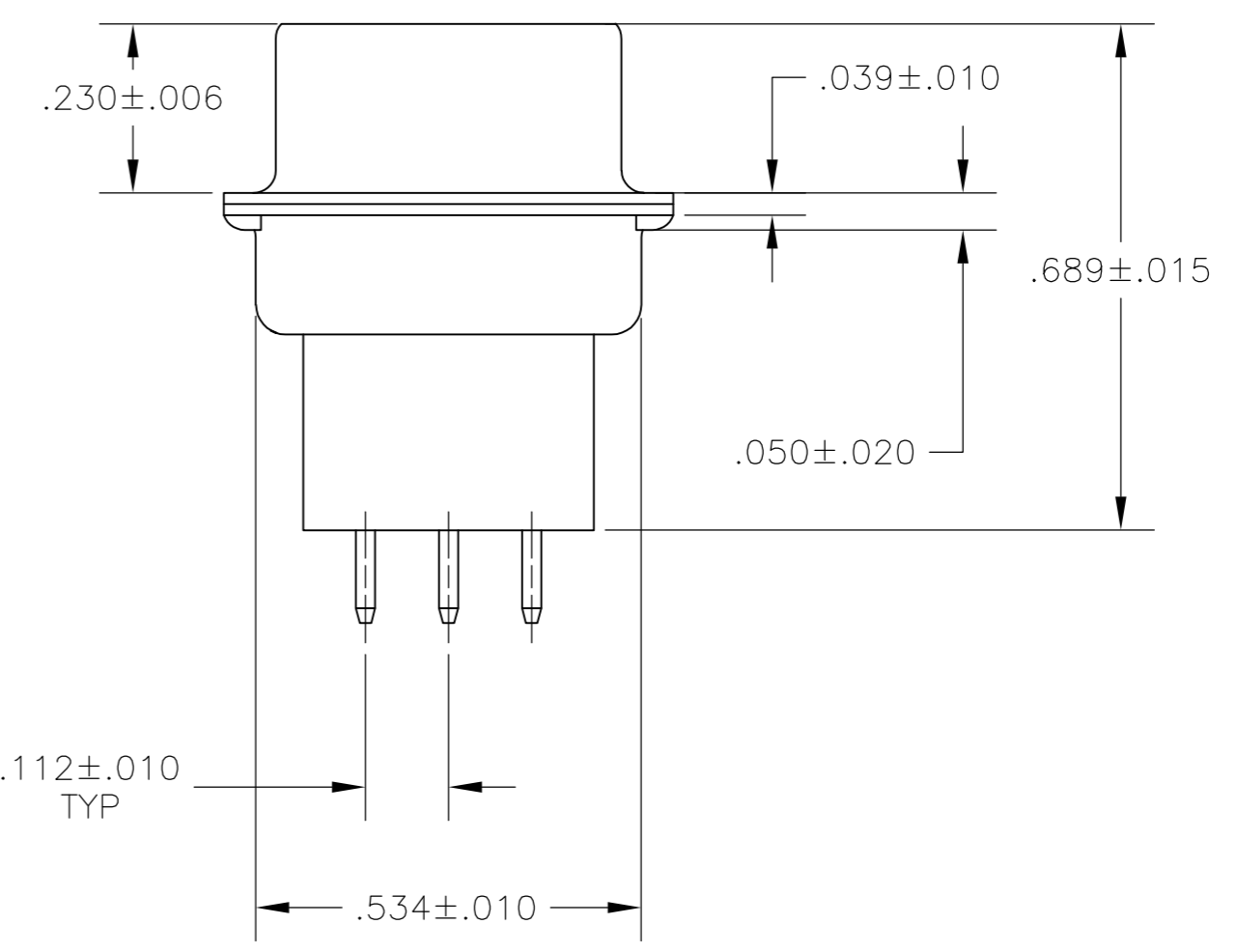
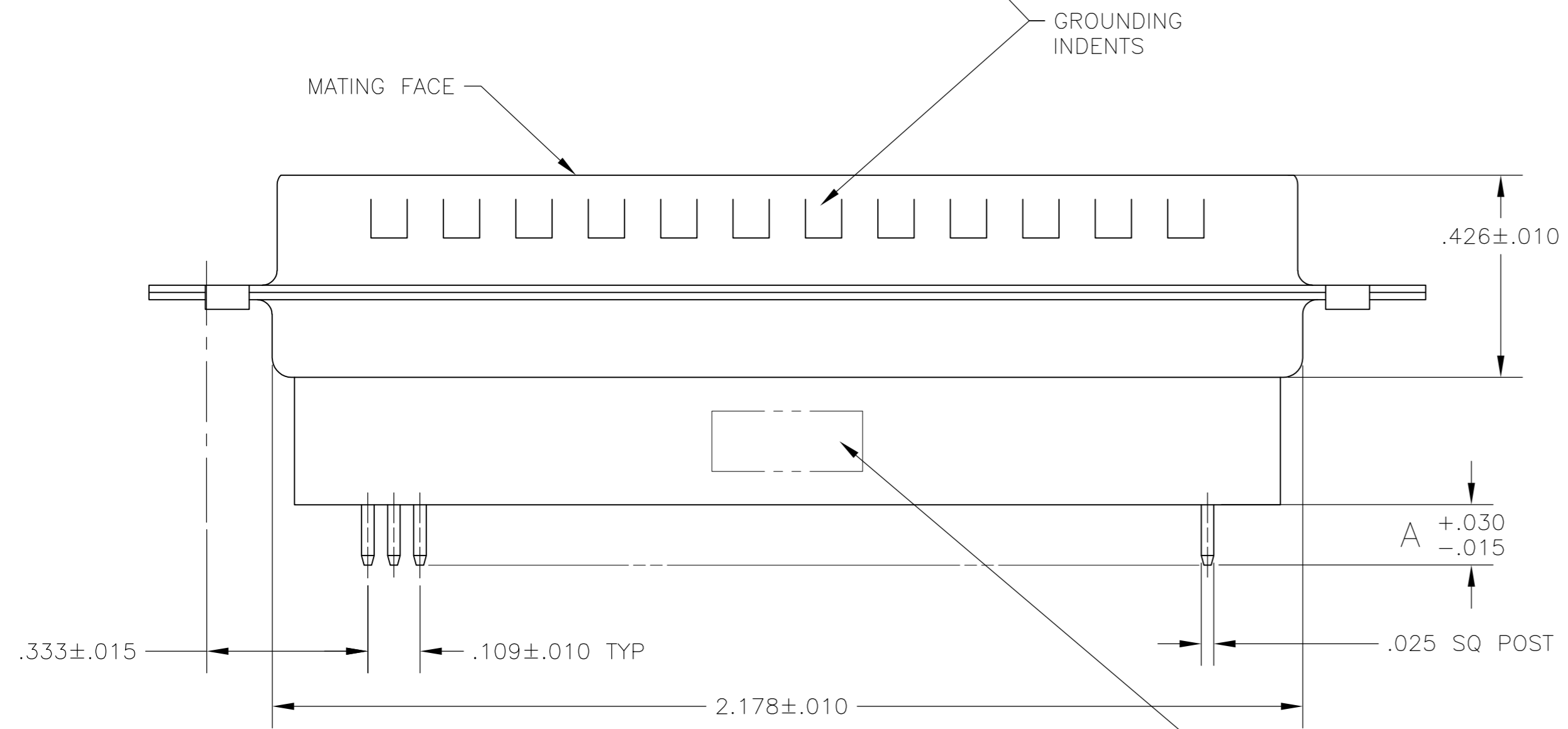


THIS DRAWING IS UNPUBLISHED. RELEASED FOR PUBLICATION
 © COPYRIGHT BY TYCO ELECTRONICS CORPORATION. ALL RIGHTS RESERVED.

LOC		DIST		REVISIONS			
P	LTR	DESCRIPTION	DATE	DWN	APVD		
GP	00	C	REVISED PER ECO-10-000073	5FEB2010	CJV	SB	



- 1 MOLDED PART: FLAME RETARDANT, UL 94V-0 RATED, THERMOPLASTIC; COLOR: BLACK.
- SHELLS: CARBON STEEL
- CONTACTS: BRASS
- 2 SHELLS: .000200 MIN TIN OVER .000100 MIN COPPER.
- CONTACTS: GOLD PLATING FOR A LENGTH OF .150 MIN FROM MATING END, .000030 MIN GOLD IN MATED AREA, .000100 MIN TIN ON SOLDER END, BOTH OVER .000050 MIN NICKEL.
- OR-
- GOLD FLASH OVER PALLADIUM-NICKEL PLATED FOR A LENGTH OF .150 MIN FROM MATING END, .000030 MIN TOTAL IN MATED AREA, .000100 MIN TIN ON SOLDER END, BOTH OVER .000050 MIN NICKEL.



TYCO, PART NO & DATE CODE, MARKED IN AREA INDICATED ON FAR SIDE

.188	5745414-7
.125	5745414-1
A	PART NO

THIS DRAWING IS A CONTROLLED DOCUMENT.		DWN	16SEPT05	 Tyco Electronics Corporation Harrisburg, PA 17105-3608
DIMENSIONS: INCHES		CHK	16SEPT05	
TOLERANCES UNLESS OTHERWISE SPECIFIED:		APVD	16SEPT05	
0 PLC ± - 1 PLC ± - 2 PLC ± - 3 PLC ± .005 4 PLC ± - ANGLES ± - FINISH		NAME		
MATERIAL 1 FINISH 2		PRODUCT SPEC 108-40025 APPLICATION SPEC 114-40013 WEIGHT -		NAME M. WALMSLEY PLUG ASSEMBLY, SIZE 5, 50 POSN, VERTICAL, .025 SQ. POSTS, GROUNDING INDENTS, AMPLIMITE HDP
P.C. BOARD MOUNTING DIMENSIONS		SIZE	A2	RESTRICTED TO
COPYRIGHT 2005 TYCO ELECTRONICS CORP ALL RIGHTS RESERVED		CAGE CODE	00779	
		DRAWING NO	C=5745414	
		SCALE	NTS	
		SHEET	1 OF 1	
		REV	C	