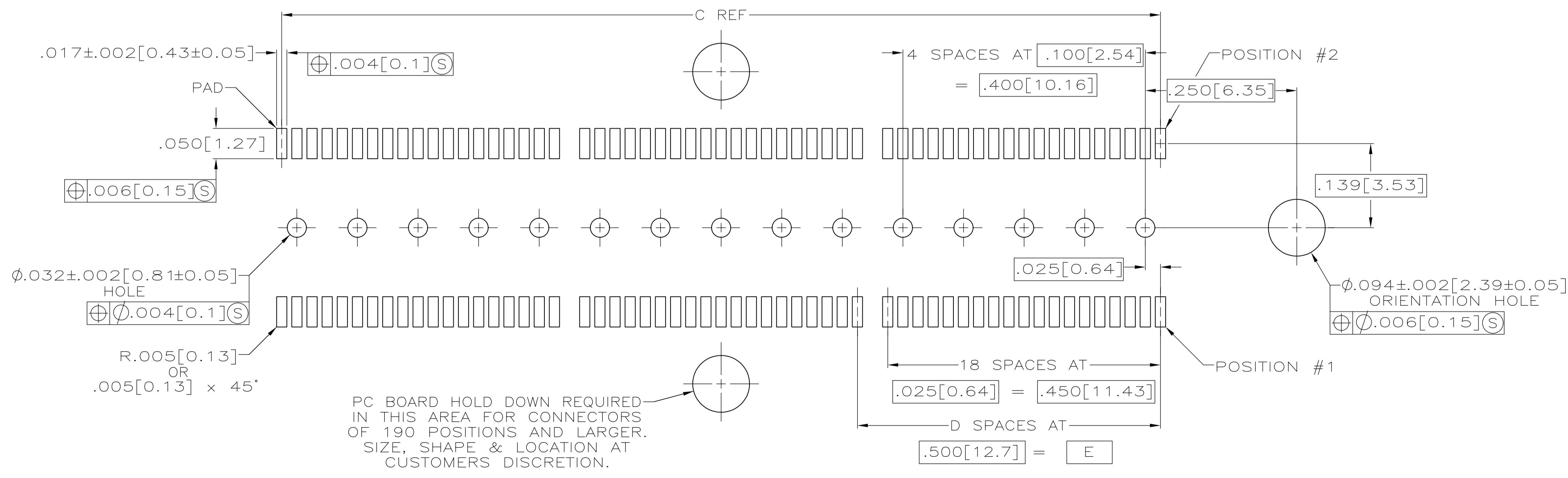
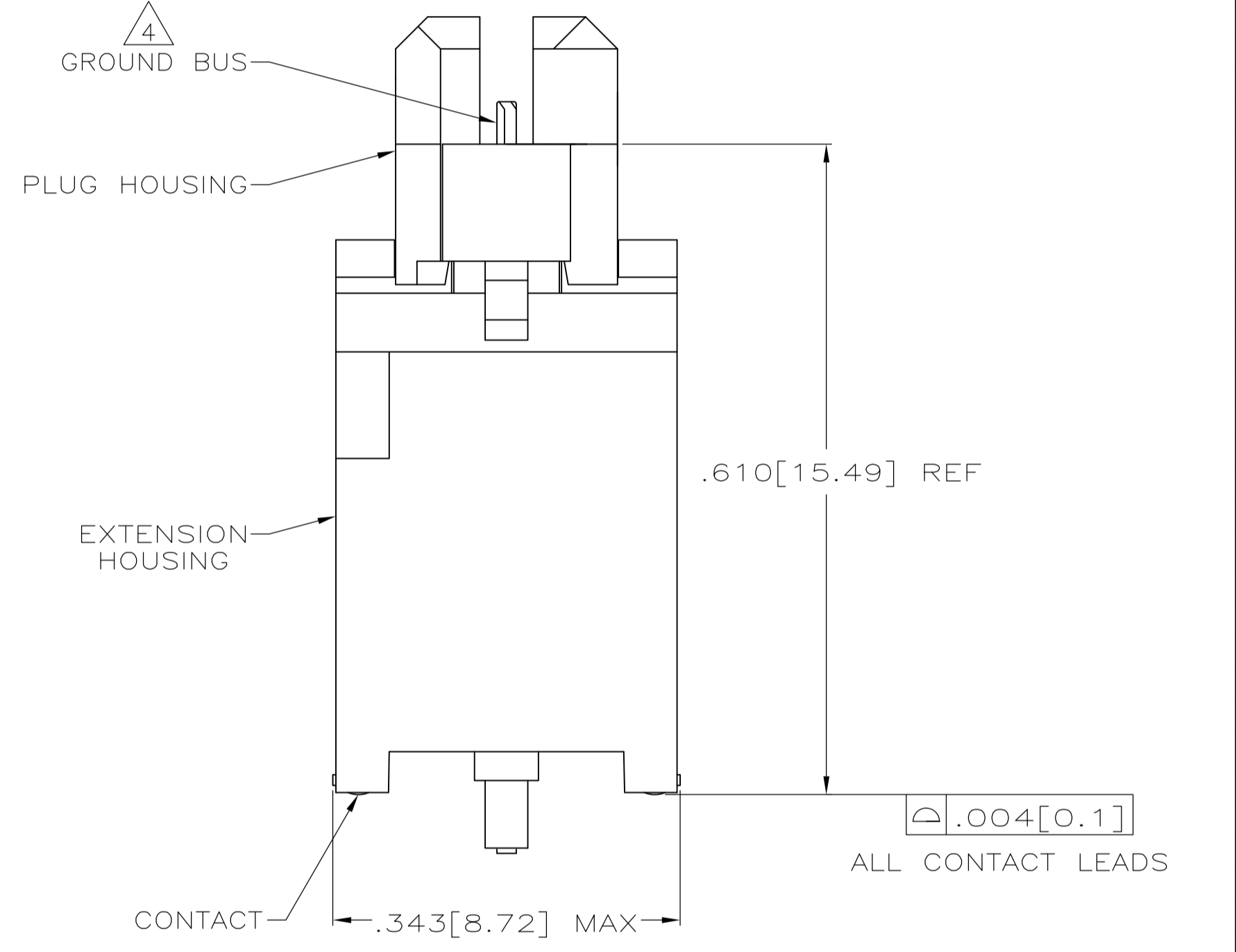
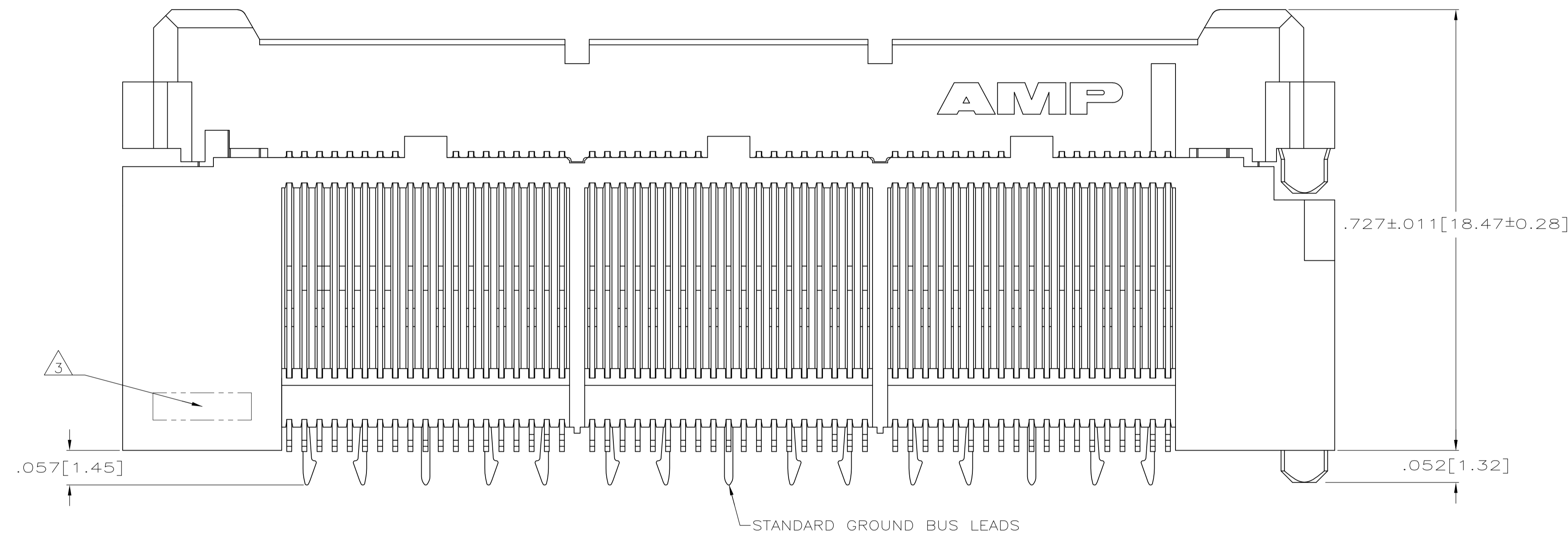


- 1 HOUSING: LIQUID CRYSTAL POLYMER, COLOR BLACK.
CONTACTS: HIGH RELIABILITY COPPER ALLOY.
GROUND BUSES: BRASS, UNS C26000
- 2 CONTACTS & GROUND BUSES: NICKEL UNDERPLATE ALL OVER, MATING SURFACE PLATED TO MEET LEVEL 1 PERFORMANCE REQUIREMENTS OF TE PRODUCT SPECIFICATION 108-1422, SOLDER TAILS PLATED MATTE TIN.
- 3 DATE CODE MARKED IN AREA INDICATED ON SAME SIDE AS POSITION #1.
- 4 ONE GROUND BUS WITH 5 TAILS PER EACH MODULE.



PC BOARD HOLD DOWN REQUIRED IN THIS AREA FOR CONNECTORS OF 190 POSITIONS AND LARGER. SIZE, SHAPE & LOCATION AT CUSTOMERS DISCRETION.

RECOMMENDED PC BOARD LAYOUT (VIEWED FROM CONNECTOR SIDE)

3.000[76.2]	6	3.450[87.63]	3.898[99]	4.000[101.6]	266	5767042-7
2.500[63.5]	5	2.950[74.93]	3.398[86.31]	3.500[88.9]	228	5767042-6
2.000[50.8]	4	2.450[62.23]	2.898[73.61]	3.000[76.2]	190	5767042-5
1.500[38.1]	3	1.950[49.53]	2.398[60.91]	2.500[63.5]	152	5767042-4
1.000[25.4]	2	1.450[36.83]	1.898[48.21]	2.000[50.8]	114	5767042-3
.500[12.7]	1	.950[24.13]	1.398[35.51]	1.500[38.1]	76	5767042-2
.000[0]	0	.450[11.43]	.898[22.81]	1.000[25.4]	38	5767042-1
E	D	C	B	A	NO OF POS	PART NUMBER

THIS DRAWING IS A CONTROLLED DOCUMENT.

DIMENSIONS: INCHES	TOLERANCES UNLESS OTHERWISE SPECIFIED:	0 PLC ± -	1 PLC ± -	2 PLC ± -	3 PLC ± .005(0.13)	4 PLC ± -	ANGLES ± -
--------------------	--	-----------	-----------	-----------	--------------------	-----------	------------

MATERIAL: 1 FINISH: 2

THIS DRAWING IS A CONTROLLED DOCUMENT. BIN: G. ATTADIA 25 OCT 04. CHK: D. DIXON 25 OCT 04. APV: D. DIXON 25 OCT 04. NAME: PLUG ASSEMBLY, .738[18.75] VERTICAL, .025[0.64] CENTER LINE, MICTOR. PRODUCT SPEC: 108-1422. APPLICATION SPEC: 114-11004. WEIGHT: -. SIZE: A1. CASE CODE: 00779. DRAWING NO: 5767042. RESTRICTED TO: CUSTOMER DRAWING. SCALE: 8:1. SHEET: 1 OF 1. REV: B2.