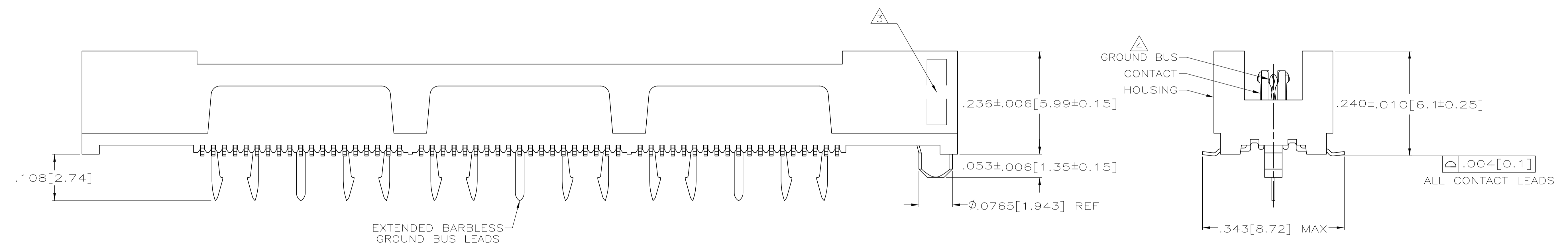


- $\triangle 1$  HOUSING: LIQUID CRYSTAL POLYMER, COLOR BLACK.  
CONTACTS: HIGH RELIABILITY COPPER ALLOY.  
GROUND BUSES: PHOSPHOR BRONZE ALLOY, UNS C51100.
- $\triangle 2$  CONTACTS & GROUND BUSES: NICKEL UNDERPLATE ALL OVER, MATING SURFACE PLATED TO MEET LEVEL 2 PERFORMANCE REQUIREMENTS OF TE PRODUCT SPECIFICATION 108-1422, SOLDER TAILS PLATED MATTE TIN.
- $\triangle 3$  DATE CODE MARKED IN AREA INDICATED ON SIDE OPPOSITE POSITION #1.
- $\triangle 4$  ONE GROUND BUS WITH 5 TAILS PER EACH MODULE.
- $\triangle 5$  TOLERANCE NON-ACCUMULATIVE.
- $\triangle 6$  FOR STANDARD APPLICATIONS, ORIENTATION HOLE TO BE  $\phi.094 \pm .002 [2.39 \pm 0.05]$ .  
FOR SLIP-FIT APPLICATIONS, ORIENTATION HOLE TO BE  $\phi.079 \pm .001 [2.00 \pm 0.03]$ .
- $\triangle 7$  CONNECTORS PACKAGED ON 13 INCH DIA REELS PER EIA 481.
- $\triangle 8$  NOT RELEASED FOR PRODUCTION.



SEE SHEET 2 FOR RECOMMENDED PC BOARD LAYOUT AND PACKAGING DETAIL

$\triangle 6$	NO	3.465 [88]	2.000 [50.8]	4	2.450 [62.23]	2.900 [73.66]	3.000 [76.2]	190	1-5767171-2
$\triangle 6$	NO	3.465 [88]	1.500 [38.1]	3	1.950 [49.53]	2.400 [60.96]	2.500 [63.5]	152	1-5767171-1
$\triangle 6$	NO	2.835 [72]	1.000 [25.4]	2	1.450 [36.83]	1.900 [48.26]	2.000 [50.8]	114	1-5767171-0
$\triangle 6$	NO	2.205 [56]	.500 [12.7]	1	.950 [24.13]	1.400 [35.56]	1.500 [38.1]	76	5767171-9
$\triangle 6$	NO	1.732 [44]	.000 [0]	0	.450 [11.43]	.900 [22.86]	1.000 [25.4]	38	5767171-8
	-	-	-	-	-	-	-	-	-
	-	-	-	-	-	-	-	-	-
$\triangle 6$	YES	3.465 [88]	2.000 [50.8]	4	2.450 [62.23]	2.900 [73.66]	3.000 [76.2]	190	5767171-5
$\triangle 6$	YES	3.465 [88]	1.500 [38.1]	3	1.950 [49.53]	2.400 [60.96]	2.500 [63.5]	152	5767171-4
$\triangle 6$	YES	2.835 [72]	1.000 [25.4]	2	1.450 [36.83]	1.900 [48.26]	2.000 [50.8]	114	5767171-3
$\triangle 6$	YES	2.205 [56]	.500 [12.7]	1	.950 [24.13]	1.400 [35.56]	1.500 [38.1]	76	5767171-2
$\triangle 6$	YES	1.732 [44]	.000 [0]	0	.450 [11.43]	.900 [22.86]	1.000 [25.4]	38	5767171-1
	VACUUM COVER INCLUDED	F	E	D	C	B	A	NO OF POS	PART NUMBER

THIS DRAWING IS A CONTROLLED DOCUMENT.

DIMENSIONS: INCHES

TOLERANCES UNLESS OTHERWISE SPECIFIED:

0 PLC	±	-
1 PLC	±	-
2 PLC	±	-
3 PLC	±	.005(0.13)
4 PLC	±	-
ANGLES	±	-

MATERIAL:  $\triangle 1$  FINISH:  $\triangle 2$

APPROVED: D. DIXON 27 OCT 04

DESIGNED: A. FERNANDEZ 27 OCT 04

NAME: Tyco Electronics Corporation, Harrisburg, PA 17105-3608

PRODUCT SPEC: 108-1422

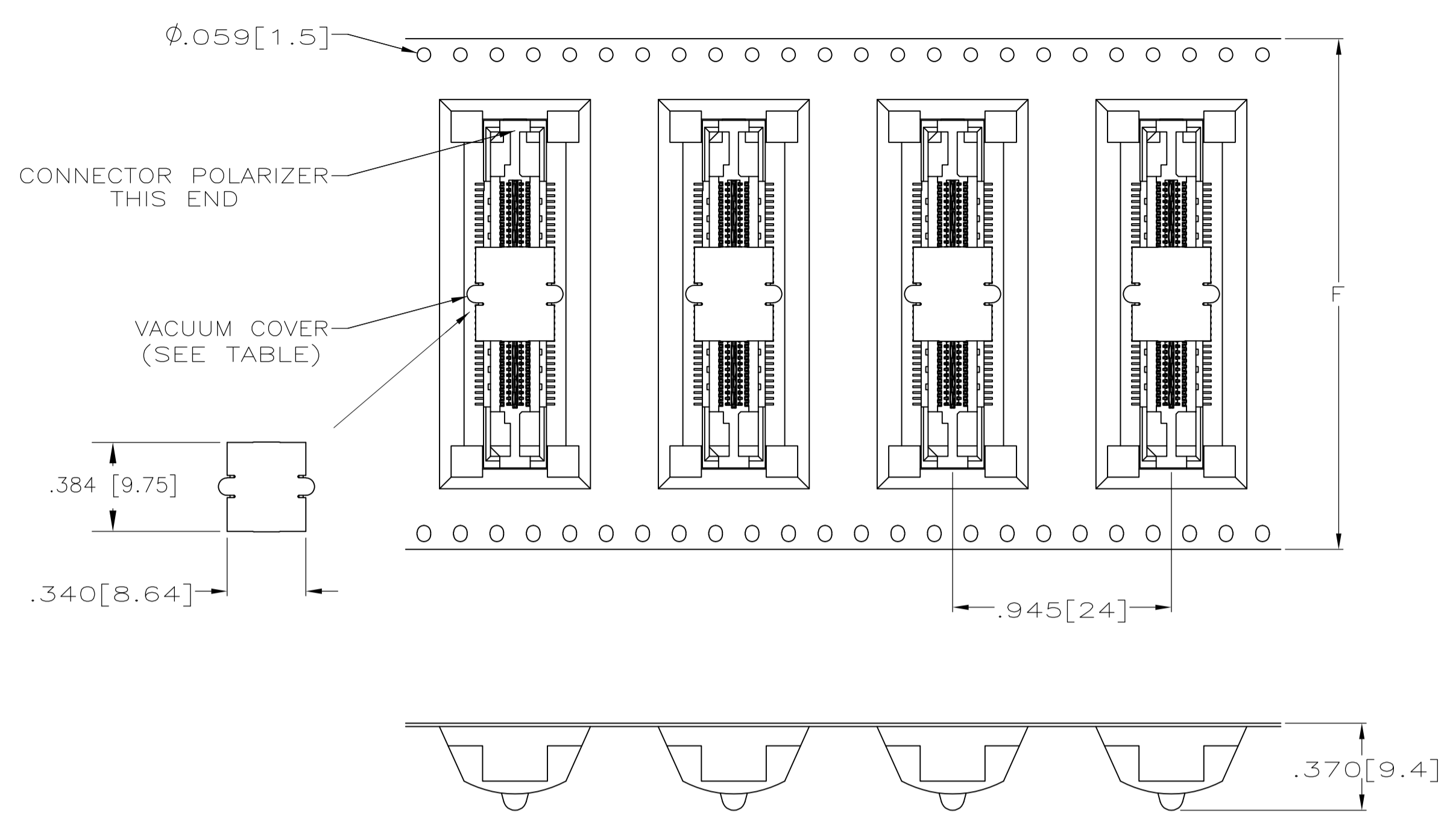
APPLICATION SPEC: 114-11004

SIZE: A1

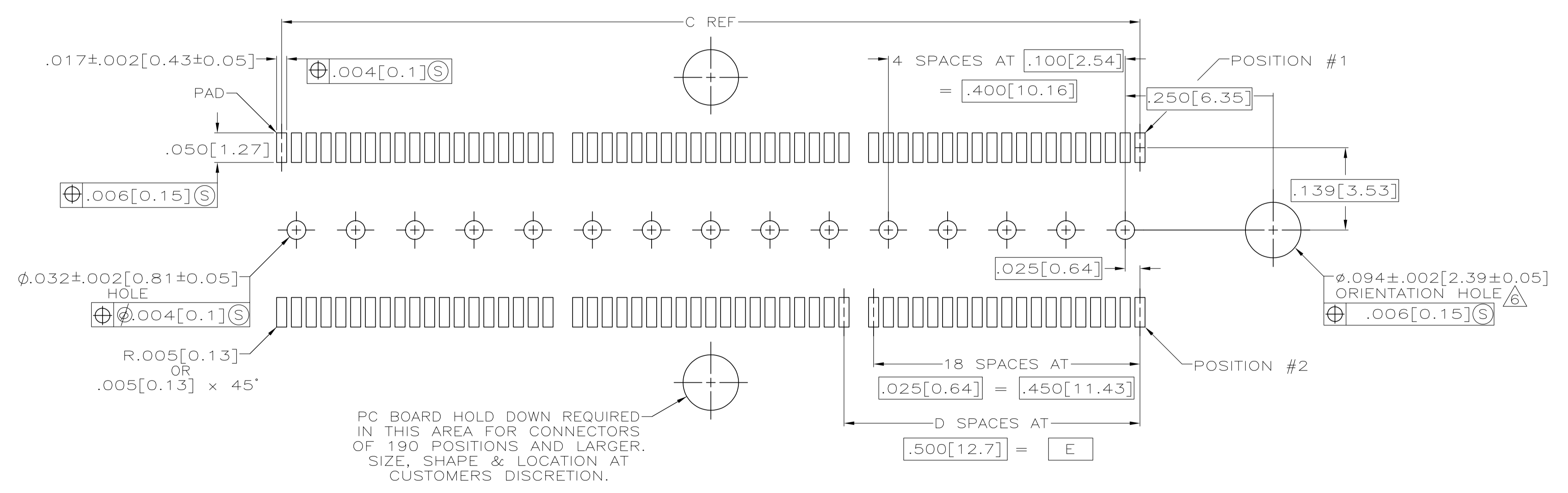
WEIGHT: -

CUSTOMER DRAWING

SCALE: 8:1 SHEET: 1 OF 2 REV: B2



PACKAGING DETAIL  $\Delta$   
 SCALE 2:1  
 DIMENSIONS ARE FOR REFERENCE



RECOMMENDED PC BOARD LAYOUT  
 (VIEWED FROM CONNECTOR SIDE)

THIS DRAWING IS A CONTROLLED DOCUMENT.		DIN A. FERNANDEZ 27 OCT 04	Tyco Electronics Corporation Harrisburg, PA 17105-3608
		CHK D. DIXON 27 OCT 04	
DIMENSIONS: INCHES		APVD D. DIXON 27 OCT 04	NAME RECEPTACLE ASSEMBLY, VERTICAL, .025[0.64] CL, GULL WING LEADS, POCKET TAPE PACKAGED, MICTOR
TOLERANCES UNLESS OTHERWISE SPECIFIED: 0. PLC ± - 1. PLC ± - 2. PLC ± - 3. PLC ± .005(0.13) 4. PLC ± - ANGLES ± -		APPLICATION SPEC	RESTRICTED TO
MATERIAL		WEIGHT	SIZE A1
FINISH		CUSTOMER DRAWING	SCALE 8:1 SHEET 2 OF 2 REV B2
		DRAWING NO. 00779	DRAWING NO. 5767171