

MDI SERIES

1. PURPOSE 目的

Define the packaging specification and packaging method of MDI SERIES.

订定 MDI SERIES 产品之包装规格及包装方式。

2. APPLICABLE PRODUCT 适用范围

Type	Product Part No.	Description
Type A	796078-1	HDR ASSY, RA, KEYLESS, 5 POS
	5796078-1	HDR ASSY, RA, KEYLESS, 5 POS
	787443-1	HDR ASSY, RA, NO KEY, RET TAIL
	5787443-1	HDR ASSY, RA, NO KEY, RET TAIL
	787441-1	HDR ASSY, RA, NO KEY, STR TAIL
	5787441-1	HDR ASSY, RA, NO KEY, STR TAIL
	146845-1	BATT INT, KEYLESS, 5P, 7.2V
TypeB	787428-1	HDR ASSY, RA, LKEY, STR TAIL, 12V
	5787428-1	HDR ASSY, RA, LKEY, STR TAIL, 12V
	787427-1	HDR ASSY, RA, LKEY, STR TAIL, 12V
	787425-1	HDR ASSY, RA, LKEY, STR TAIL, 12V
	787424-1	HDR ASSY, RA, LKEY, STR TAIL, 12V
	5787424-1	HDR ASSY, RA, LKEY, STR TAIL, 12V
	787422-1	HDR ASSY, RA, LKEY, STR TAIL, 12V
	5787422-1	HDR ASSY, RA, LKEY, STR TAIL, 12V
	787418-1	HDR ASSY, RA, LKEY, STR TAIL, 12V
	5787418-1	HDR ASSY, RA, LKEY, STR TAIL, 12V
	787417-1	HDR ASSY, RA, LKEY, STR TAIL, 12V
	787415-1	HDR ASSY, RA, LKEY, STR TAIL, 12V
	5787415-1	HDR ASSY, RA, LKEY, STR TAIL, 12V
	787366-1	HDR ASSY, RA, LKEY, STR TAIL, 12V
	5787366-1	HDR ASSY, RA, LKEY, STR TAIL, 12V
	787259-1	HDR ASSY, RA, LKEY, STR TAIL, 12V
	5787259-1	HDR ASSY, RA, LKEY, STR TAIL, 12V
	787246-1	HDR ASSY, RA, LKEY, STR TAIL, 12V
	5787246-1	HDR ASSY, RA, LKEY, STR TAIL, 12V

DR
Sam Wu

CHK
Kevin Zhou

APVD
Ansin Yang

2. APPLICABLE PRODUCT 适用范围

Type	Product Part No.	Description
TypeC	787143-1	HDR ASSY, RA, LKEY, STR TAIL, 7.2V
	787141-1	HDR ASSY, RA, LKEY, STR TAIL, 7.2V
	5787141-1	HDR ASSY, RA, LKEY, STR TAIL, 7.2V
	787092-1	HDR ASSY, RA, LKEY, STR TAIL, 7.2V
TypeD	787142-1	HDR ASSY, RA, LKEY, STR TAIL, 7.2V
	5787142-1	HDR ASSY, RA, LKEY, STR TAIL, 7.2V
TypeE	787439-1	BATT INT, INSERT ASSY, 5P, 12.0V
TypeF	787328-1	BATT INT, ASSEMBLY, 5P, 7.2V
	787590-X	BATT INT, ASSEMBLY, 5P, 12V
	5787590-X	BATT INT, ASSEMBLY, 5P, 12V
	787613-1	BATT INT, ASSEMBLY, W/TAB 5P, 7.2V
TypeG	787437-1	BATT INT, ASSEMBLY, 5P, 10.8V
	787614-1	BATT INT, ASSEMBLY, 5P, 10.8V
	787802-1	BATT INT, ASSEMBLY, 5P, 10.8V
	5787802-1	BATT INT, ASSEMBLY, 5P, 10.8V
TypeH	787615-1	BATT INT, ASSEMBLY, 5P, 12V
Type I	146800-1	BATT INT, KEYLESS, 5P, 7.2V
	5146800-1	BATT INT, KEYLESS, 5P, 7.2V
Type J	787446-1	HDR ASSY, VERT, NO KEY, RET TAIL
	5787446-1	HDR ASSY, VERT, NO KEY, RET TAIL
	787444-1	HDR ASSY, VERT, NO KEY, RET TAIL
	5787444-1/2	HDR ASSY, VERT, NO KEY, RET TAIL
	787430-1	HDR ASSY, VERT, NO KEY, RET TAIL
	5787430-1	HDR ASSY, VERT, NO KEY, RET TAIL
	787432-1	HDR ASSY, VERT, NO KEY, RET TAIL
Type K	787421-1	HDR ASSY, VERT, RET TAIL, 10.8V
	5787421-1	HDR ASSY, VERT, RET TAIL, 10.8V
	787419-1	HDR ASSY, VERT, RET TAIL, 10.8V
	5787419-1	HDR ASSY, VERT, RET TAIL, 10.8V

2. APPLICABLE PRODUCT 适用范围

Type	Product Part No.	Description
Type L	787337-1	HDR ASSY, VERT, RET TAIL, 7.2V
	787334-1	HDR ASSY, VERT, RET TAIL, 7.2V
	5787334-1	HDR ASSY, VERT, RET TAIL, 7.2V
Type M	787349-1	HDR ASSY, VERT, RET TAIL, 10.8V
Type N	787239-1	INSERT ASSEMBLY,10.8V,DR15/35,BATTERY INTERCONNECT
Type O	787090-1	MDI REC. ASSY, 6P
	5787090-1	MDI REC. ASSY, 6P
Type P	146877-X	MDI REC. ASSY, W/BOARDLOCKS, 6P
	5146877-X	HEADER ASSY,6 POSITION MDI
Type Q	787252-1	MDI HEADER ASSEMBLY, 6 POS
	5787252-1	MDI HEADER ASSEMBLY, 6 POS
	787531-1	MDI HEADER ASSEMBLY, 6 POS
	5787531-1	MDI HEADER ASSEMBLY, 6 POS
Type R	787253-X	MDI REC. ASSY, 6P
	5787253-X	RCP ASSY, 6 POSN, THRU-HOLE, MDI
Type S	787526-1	MDI ASSEMBLY, 6 POS
	5787526-1	MDI ASSEMBLY, 6 POS
Type T	796120-1	MDI ASSEMBLY, 6 POS
Type U	787444-3	HDR ASSY, VERT, NO KEY, RET TAIL
Type V	1368181-1	PERFORMANCE HEADER ASSY 6 POSN MDI
	6368181-1	PERFORMANCE HEADER ASSY 6 POSN MDI

3. PACKAGING MATERIAL 包装材料

For TYPE A~N: TRAY PACKAGING

Package	Part No.	Description
INNER	110756-9	Closure card, E flute corrugat
	972404-1	Duracell tray 5 posn header
	972017-2	Packaging tray, 10 cavity
	972019-2	Packaging tray, 12 cavity
MIDDLE	-	-
OUTER	12120-1	Box, corr, fol

For TYPE V: TRAY PACKAGING

Package	Part No.	Description
INNER	623265-1	PS TRAY
MIDDLE	9-912064-2	INNER BOX TYPE-2
	9-912064-3	URETHANE CUSHION
OUTER	2-912011-9	CARTON C-5-3/4
	912065-2	AIR CAP #37 C-5

	INNER	MIDDLE	OUTER
LABEL	623865-4	-	623865-5
SEALING	Tape	-	Tape

For TYPE O~U: TUBE PACKAGING

Package	Part No.	Description
INNER	661057-1	Extruded tube, lo-pro hdr, ver
	623832-3	End plug for 661057-1
	661081-1	S/tube, sys 50, vt shrd dr
	623832-2	End plug for 661081-1
	972259-1	Tube 50 ser ultrad
	623832-4	End plug for 972259-1
	972412-1	Tube, mdi rept assy
	623832-1	End plug for 972412-1
	1540057-1	Tube for 787444-3
	623705-1	End plug for 787444-3
	623126-1	Inner label
	623845	PE Sheeting
MIDDLE	-	-
OUTER	999204-1	Box, corr
	110455-2	Cushion
	912065-2	Cushion
	623853-1	Tape
	623838-1	Box, corr

3. PACKAGING MATERIAL 包装材料

	INNER	MIDDLE	OUTER
LABEL	623126-1	-	623865-5
SEALING	Tape	-	Tape

4. PACKAGING USAGE 包装用量

TYPE(A~N)	CARD	TRAY	TRAY	TRAY	CUSHION		TAPE	BOX
	110756-9	972404-1	972017-2	972019-2	110455-2	912065-2	623853-1	12120-1
TYPE A; TYPE I	1/121	1/121	-	-	-	-	-	1/1210
TYPE B ;TYPE G	1/88	1/88	-	-	-	-	-	1/880
TYPE C ; TYPE D; TYPE F	1/110	1/110	-	-	-	-	-	1/1100
TYPE N	1/77	1/77	-	-	-	-	-	1/770
TYPE E; TYPE H	1/99	1/99	-	-	-	-	-	1/990
TYPE J	1/120	-	-	1/120	-	-	-	1/1200
TYPE K	1/108	-	-	1/108	-	-	-	1/1080
TYPE L	1/132	-	-	1/132	-	-	-	1/1320
TYPE M	1/90	-	1/90	-	1/720	-	-	1/720

TYPE(O~U)	TUBE	TUBE	TUBE	TUBE	TUBE	BOX	CUSHION		TAPE	BOX
	1540057-1	661057-1	661081-1	972259-1	972412-1	999204-1	110455-2	912065-2	623853-1	623838-1
TYPE O	-	-	-	-	1/18	-	-	2/990	2.5 MR/990	1/990
TYPE P	-	-	1/30	-	-	1/1080	2/1080	-	2.5 MR/1080	-
TYPE Q	-	1/27	-	-	-	-	-	2/1080	2.5 MR/1080	1/1080
TYPE R	-	-	-	1/20	-	-	-	2/960	2.5 MR/960	1/960
TYPE S	-	-	-	-	1/21	-	-	2/1155	2.5 MR/1155	1/1155
TYPE T	-	-	-	-	1/31	-	-	2/1705	2.5 MR/1705	1/1705
TYPE U	1/19	-	-	-	-	-	-	2/912	2.5 MR/912	1/912

TYPE V	TRAY	FOAM	INNER BOX	AIR CAP	CARTON
	623265-1	9-912064-3	9-912064-2	912065-2	2-912011-9
TYPE V	13/960	4/960	1/960	1/3840	1/3840

5. PACKAGING METHOD 包装方法

TUBE PACKAGING(TYPE O~U)

5.1. Place one end plug in one end of tube.

用软塞塞住TUBE的一端。

5.2. Place the quantity as table 4 of connectors into the tube.

按4中数量将产品放入TUBE中。

5.3. Place end plug in other end of tube.

用软塞塞住TUBE的另一端。

5.4. Place an inner label to the appoint location of tube.

在TUBE的指定位置贴上内标签。

注：1）、贴在TUBE上印有字体一行的左侧，印字与标签间隔大约15mm.

2）、此内标签的P/N是623126-1，标签内容如下，例如787253-1：

P/N: 787253-1	QTY: 20PCS
REV: J	D/C: 04032D
MADE IN CHINA	

注：1）、对787253-1，对出货至 Motorola 客户的产品须在TUBE上贴上如图1所示的标签。

贴法：贴在TUBE上印有字体一行的右侧，印字与标签间隔大约15mm.

2）、此内标签的P/N是623126-1，标签内容： Motorola P/N: 0986425L01



Figure 1

5.5. Place the quantity as table 4 of tubes with connectors as one bundle with tapes(p/n: 623853-1).

按4中数量将装好产品的数条tube用胶带(P/N: 623853-1)缠为一个整体。

缠法：共缠两条，每条缠三圈。

5.6. Set up the box and close the bottom of the box with tape.

折叠好纸箱，并用胶带封箱。

5. PACKAGING METHOD 包装方法

Only for TYPE P :

5.7.1. Place the quantity as table 4 of tubes with connectors into the box.
按4中数量将装好产品的TUBE放入箱中。

5.8.2. Fold two pieces of bubble cushion to fill void(see: figure 2).
如图2所示折叠好二块气泡垫(110455-2) 填充箱侧的空隙。



Figure 2

Only for TYPE O、Q、R、S、T、U:

5.7.2. Place package one bundle of tubes with air caps & into box(See Figure 3).
如下图3所示用气泡垫(912065-2) 将包扎好的一捆产品包好后放入箱中。
注：产品放入箱中后将气泡垫多出的部份折起在产品上面。



Figure 3

5.8.2. Place one folded of air cap place on the top of the tubes(See Figure 4~8)..
依据箱子尺寸将一块气泡垫折叠好适当大小，并置于产品上。

注：气泡垫的折法可参考下图4~图8所示，先沿长方向对半折起，再沿横方向折叠成与箱子宽度差不多即可：




Figure 4




Figure 5




Figure 6



Figure 8



Figure 7

5.9. Seal the box with tape. And place product identification label in "product id" marked on box.
用胶带封箱，在箱外印有“PRODUCT ID”标识处贴上外标签。

5. PACKAGING METHOD 包装方法

TRAY PACKAGING (TYPE A~N)

5.1. Place the quantity as table 4 of connectors into the tray.

按4中数量将产品放入TRAY中。

注：对5787446-1、787446-1、787444-1：每条槽放12个产品，即空出一前一后两条槽位。

5.2. Place closure card into the tray and make sure it is closely.

用纸板封住TRAY，并保证纸板被卡住。

注：对于使用tray (972019-2) 包装的产品，用纸板盖住tray后需用两块小透明胶粘好两则边把tray跟纸板固定好，如图9所示。




Figure 9

5.3. Place an inner label on the middle of card.

在纸板的中间贴上标签。

5.4. Set up the box and close the bottom of the box with tape.

折叠好纸箱，并用胶带封箱。

5.5. Place the quantity as table 4 of trays with connectors into the box.

按4中数量将装好产品的TRAY放入箱中。

5.6. Seal the box with tape. And place product identification label in "product id" marked on box.

用胶带封箱，在箱外印有“PRODUCT ID”标识处贴上外标签。

TRAY PACKAGING (TYPE V)

5.1. Load connectors qty as 4 all oriented same way into tray(see: figure 10).

如图10所示按4中指定数量放产品入TRAY中。




Figure 10

5. PACKAGING METHOD 包装方法

5.2. Place another tray onto previous tray with products and ensure the two trays are justification completely.

盖上另一个装满产品的TRAY，保证上下两个TRAY完全对齐。

5.3. Stack 12 trays with connectors one by one, then put an empty tray.

将装好产品的十二个 TRAY 堆成一叠，最后在上面放一个空 TRAY。

5.4. Set up an inner box.

折叠好一个内盒。

5.5. Place a cushion on bottom of inner box, and ensure under edge of tray don't pin cushion.

在内盒的底部放一块海绵，保证 TRAY 的下部边缘不压住海绵。

5.6. Place trays full of connectors qty as 4 into the inner box and place 3 cushion on top of empty tray.

按 4 中的数量将装满产品的TRAY放入内箱中，并在空TRAY的上面放三块海绵。

5.7. Close cover of the inner box, place tape on the middle of three sides.

合上盖子，并在内箱三边的中间(除连接边外)各贴上一条大胶带。

5.8. Place an inner label on the middle of cover of box.

在箱盖的中间贴上内标签。

5.9. Set up a carton and secure bottom flaps with tape.

折叠好一个外箱，并用胶带封好箱底。

5.10. Spread air cap and put into the box, air cap facing down.

展开气泡垫并将其放入箱中，气泡面朝下。

5.11. Put 4 inner boxes full of products into the carton and muffle 4 inner boxes with air cap.

再将4个装满产品的内盒放入外箱中，并用气泡将四个内盒裹住。

5.12. Seal the box with tape. And place product identification label in "product id" marked on box.

用胶带封箱，在箱外印有“PRODUCT ID”标识处贴上外标签。