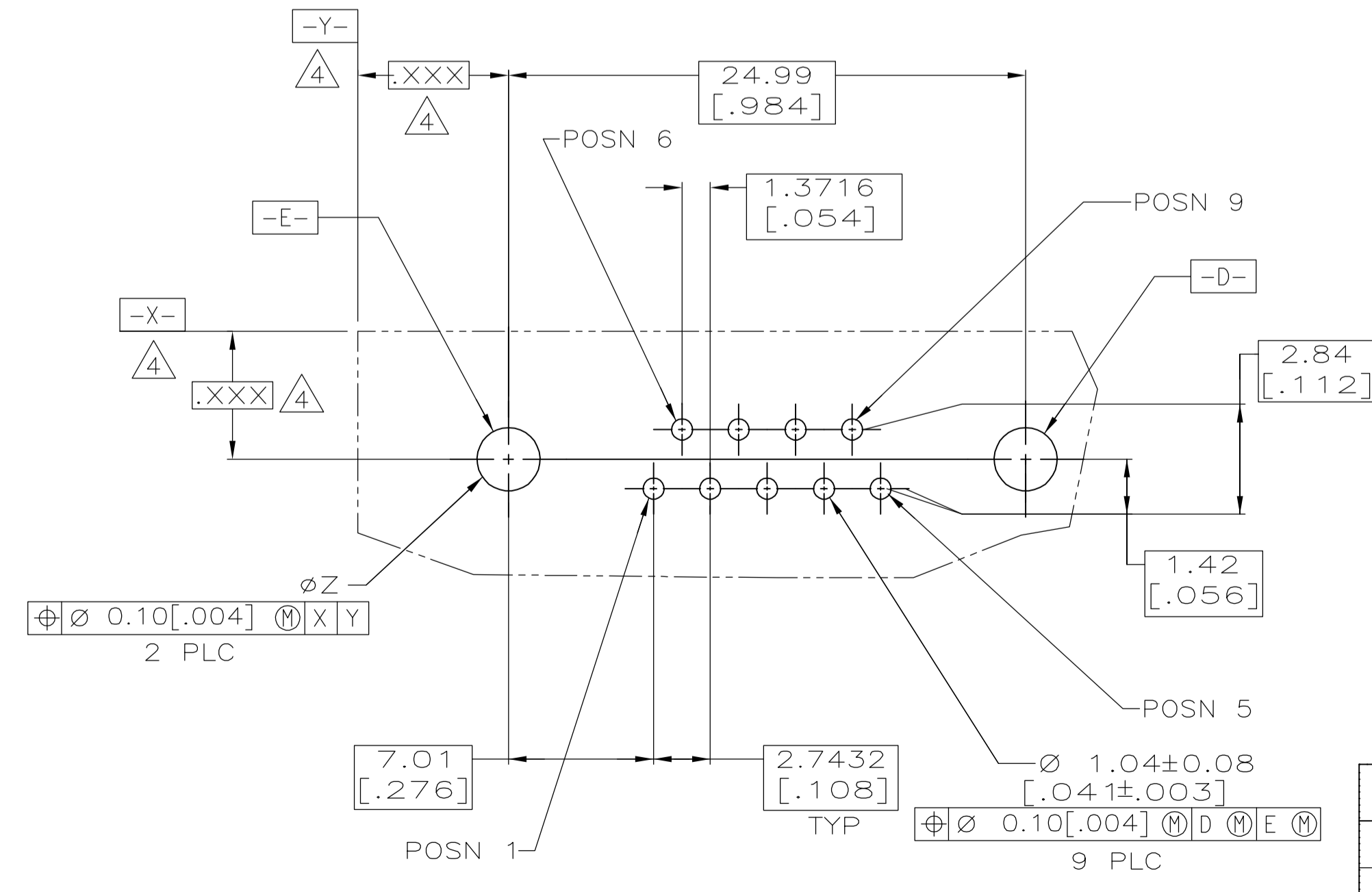
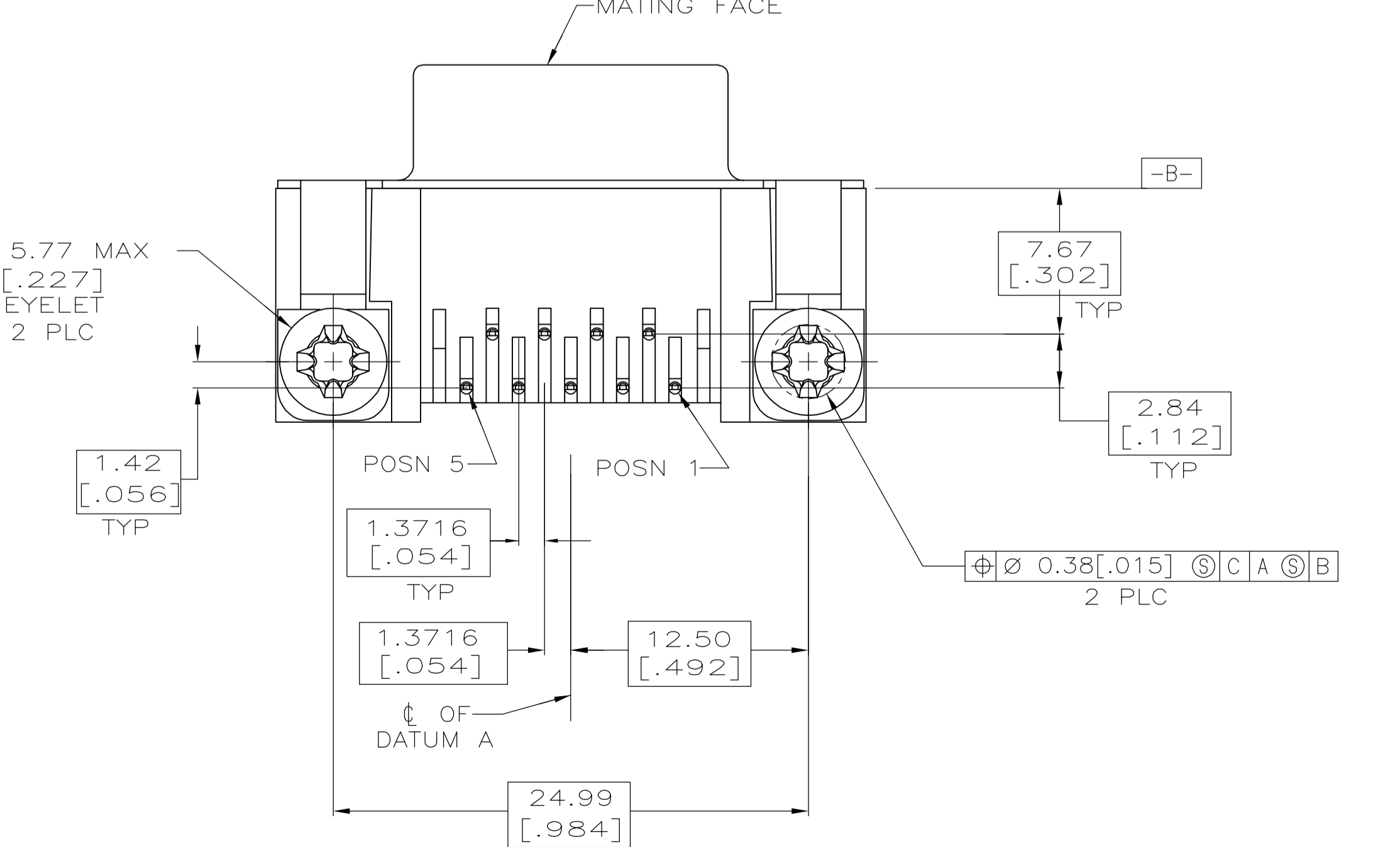
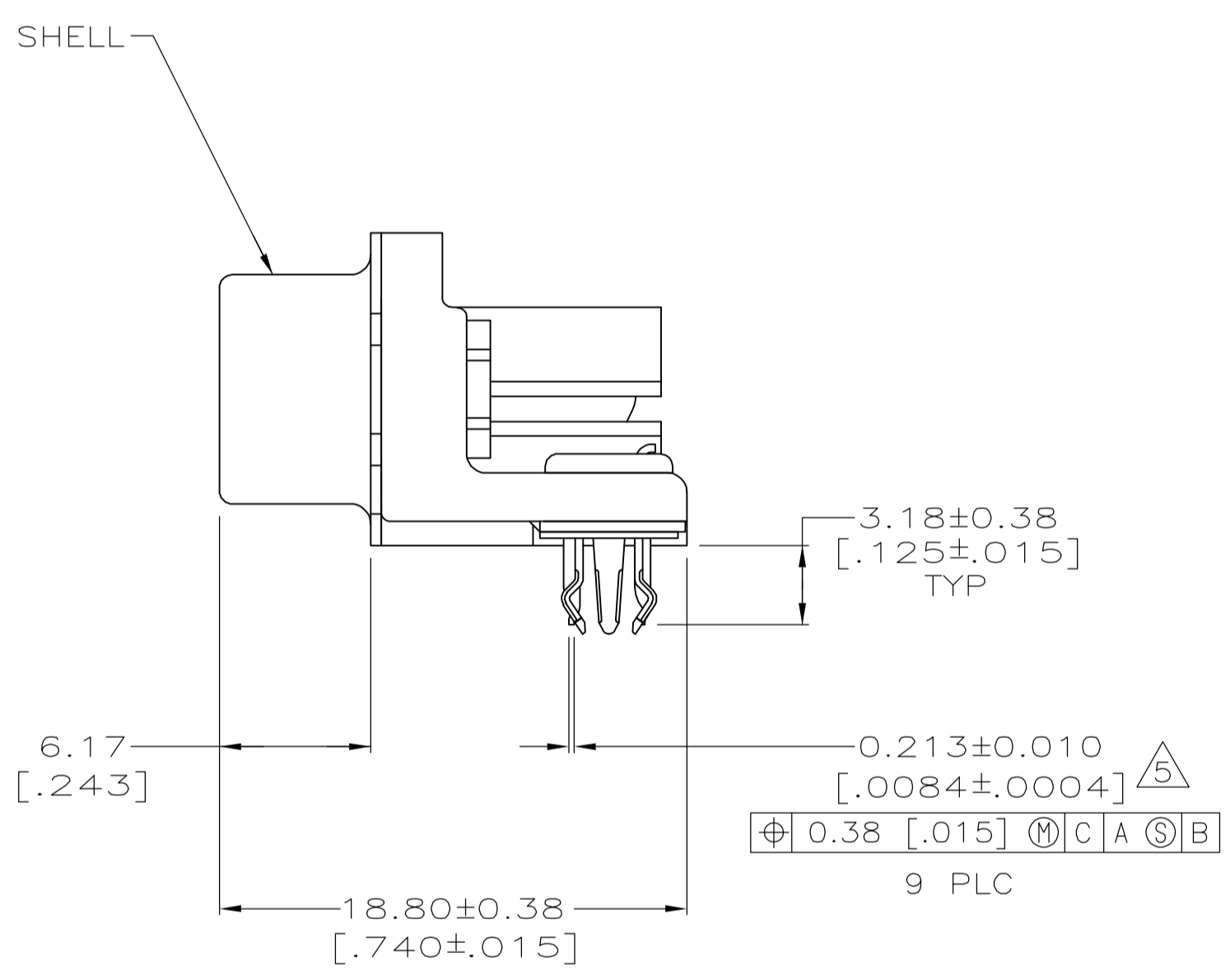
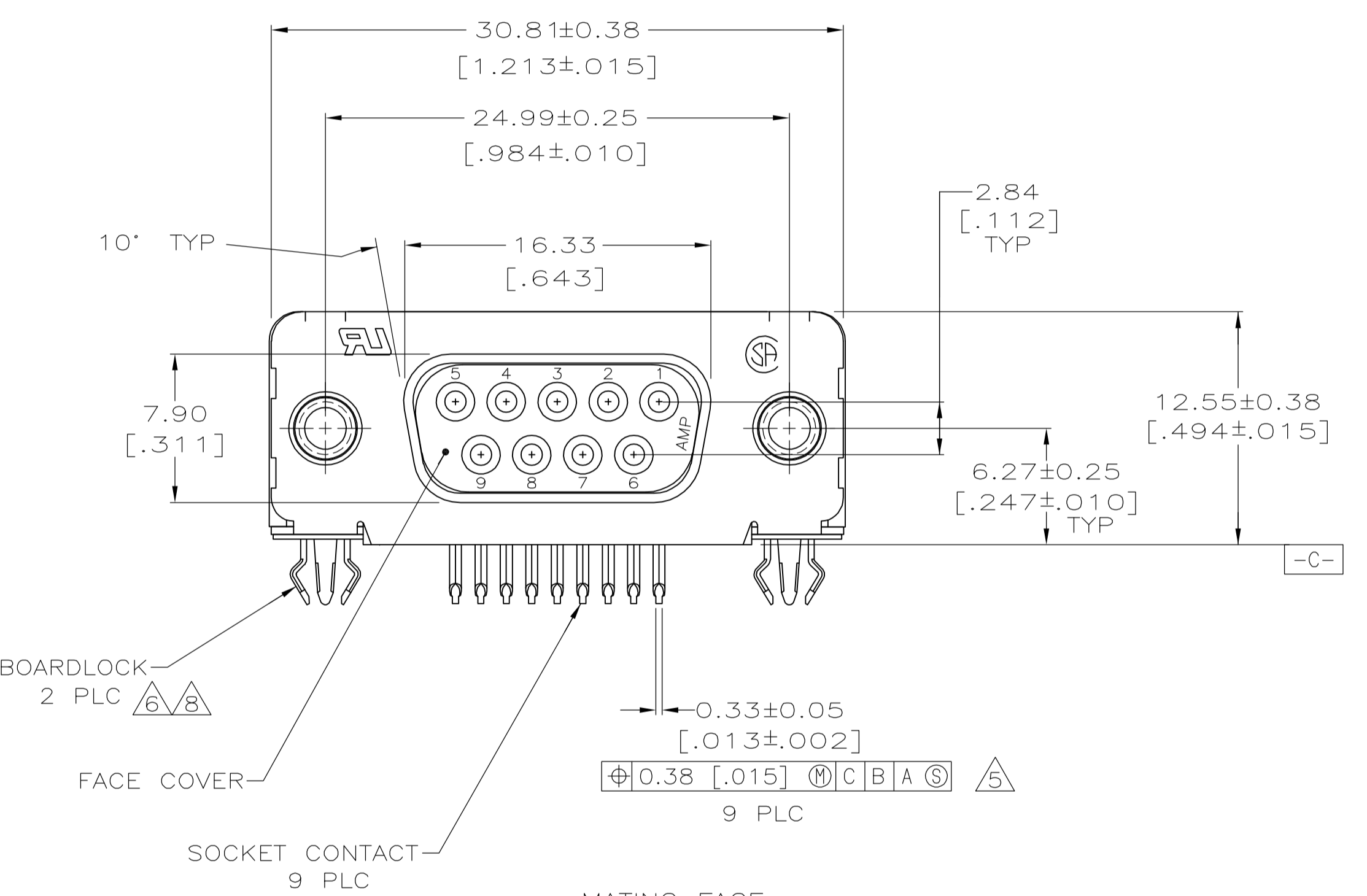
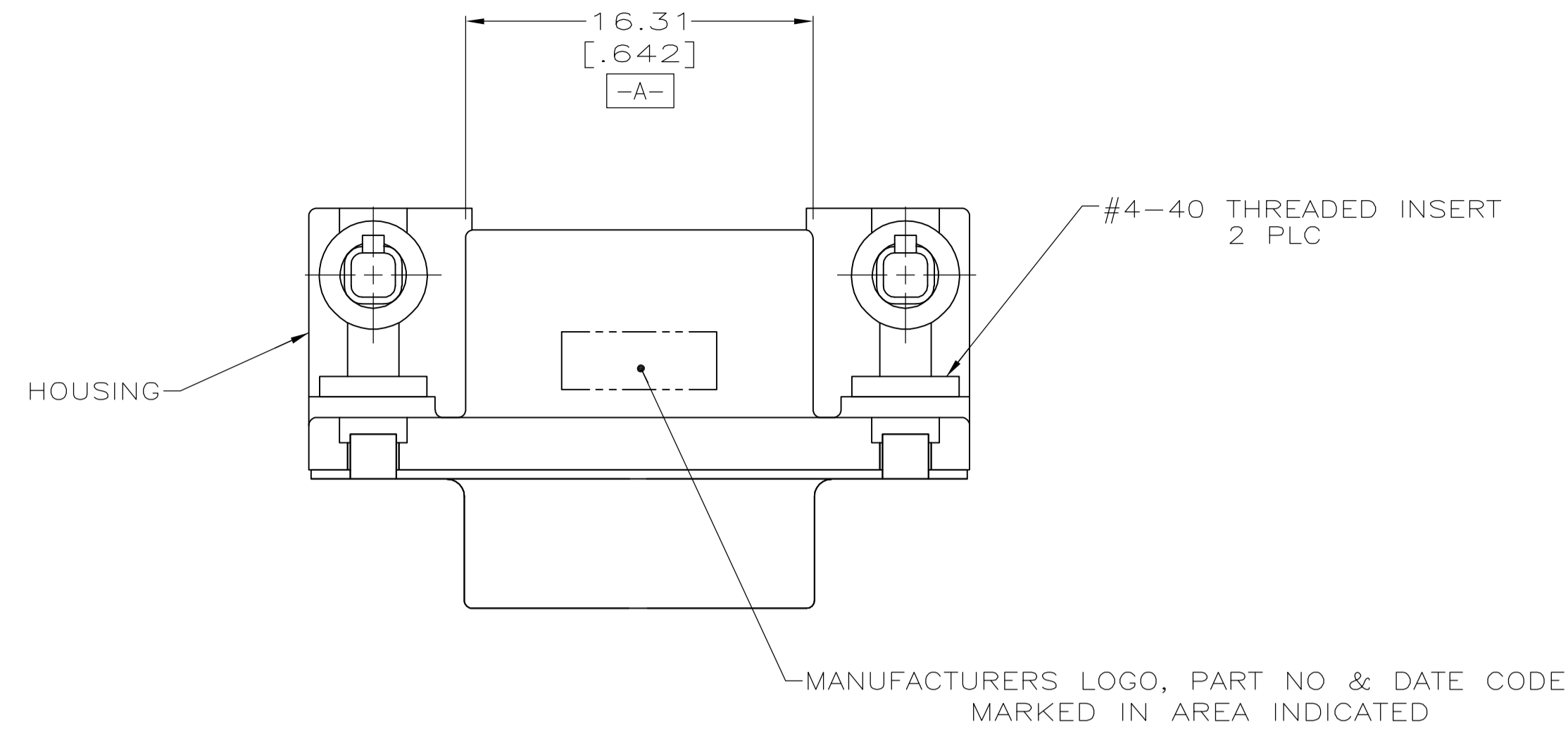


**COPYRIGHT 2005
TYCO ELECTRONICS CORP
ALL RIGHTS RESERVED**

LOC		DIST		REVISIONS			
GP	00	REV	DATE	BY	APPV	DATE	BY
0		RELEASED PER EC	0513-0016-05	04-11-05	JA	JG	



- △ HOUSING & FACE COVER: NYLON, THERMOPLASTIC, UL 94VO RATED, BLACK; SHELL: CARBON STEEL; SOCKET CONTACTS: PHOSPHOR BRONZE; EYELETS: BRASS; THREADED INSERTS: ZINC; BOARDLOCKS: COPPER ALLOY.
- △ SOCKET CONTACTS: GOLD PLATED FOR A LENGTH OF 1.27 [.050] MIN FROM MATING END, 0.76µm [.000030] MIN GOLD IN MATED AREA, 2.54µm [.000100] MIN TIN FOR A LENGTH OF 3.56 [.140] MIN FROM OPPOSITE END, BOTH OVER 1.27µm [.000050] MIN NICKEL. EYELETS: 2.54µm [.000100] MIN TIN OVER COPPER FLASH. SHELL: 2.54µm [.000100] MIN TIN OVER 1.27µm [.000050] MIN COPPER. THREADED INSERTS: CLEAR CHROMATE. BOARDLOCKS: 3.81µm [.000150] MIN TIN OVER 1.27µm [.000050] MIN NICKEL.
- △ SOCKET CONTACTS: GOLD PLATED FOR A LENGTH OF 1.27 [.050] MIN FROM MATING END, GOLD FLASH IN MATED AREA, 2.54µm [.000100] MIN TIN FOR A LENGTH OF 3.56 [.140] MIN FROM OPPOSITE END, BOTH OVER 1.27µm [.000050] MIN NICKEL. EYELETS: 2.54µm [.000100] MIN TIN OVER COPPER FLASH. SHELL: 2.54µm [.000100] MIN TIN OVER 1.27µm [.000050] MIN COPPER. THREADED INSERTS: CLEAR CHROMATE. BOARDLOCKS: 3.81µm [.000150] MIN TIN OVER 1.27µm [.000050] MIN NICKEL.
- △ DATUMS AND BASIC DIMENSIONS ESTABLISHED BY CUSTOMER.
- △ POSITION TOLERANCE APPLIES AT CONTACT TIP.
- △ BOARDLOCKS WILL ACCEPT .062 MAX PRINTED CIRCUIT BOARD THICKNESS.
- 7. COMPATIBLE WITH TYPICAL HIGH TEMPERATURE SOLDERING APPLICATIONS TO A MAXIMUM OF 225° C FOR A MAXIMUM DURATION OF 90 SECONDS. TEMPERATURE TO BE MEASURED ON CONNECTOR SURFACE.
- △ 5788796-4 DOES NOT HAVE BOARDLOCKS

RECOMMENDED PC BOARD LAYOUT
1.57 [.062] PC BOARD THICKNESS

SIZE	PACKAGE	FINISH	PART NO
3.05 [.120]	TRAYS	△3	△8 5788796-4
3.18±0.08 [.125±.003]	TUBES	△2	5788796-3
3.18±0.08 [.125±.003]	TRAYS	△3	5788796-2
3.18±0.08 [.125±.003]	TRAYS	△2	5788796-1
ØZ	PACKAGING	FINISH	PART NO

THIS DRAWING IS A CONTROLLED DOCUMENT.		DIN J. ALCORTA - DOCK5 04-11-05		Tyco Electronics Corporation Harrisburg, PA 17105-3608	
DIMENSIONS: mm [inches]		TOLERANCES UNLESS OTHERWISE SPECIFIED:		APVD S. BOLASH 04-11-05	
0 PLC	± .	RCPT ASSEMBLY, SIZE 1, .318 SERIES, WITH FRONT METAL SHELL, HIGH TEMPERATURE, AMPLIMITE HD-20		SIZE CAGE CODE DRAWING NO RESTRICTED TO	
1 PLC	± .	108-40025		A1 00779C=5788796	
2 PLC	± 0.13 [.005]	APPLICATION SPEC		WEIGHT	
3 PLC	± .	114-40010		CUSTOMER DRAWING	
4 PLC	± .	SCALE 4:1		SHEET 1 OF 1	
ANGLES	± °	REV 0			
MATERIAL	SEE TABLE				