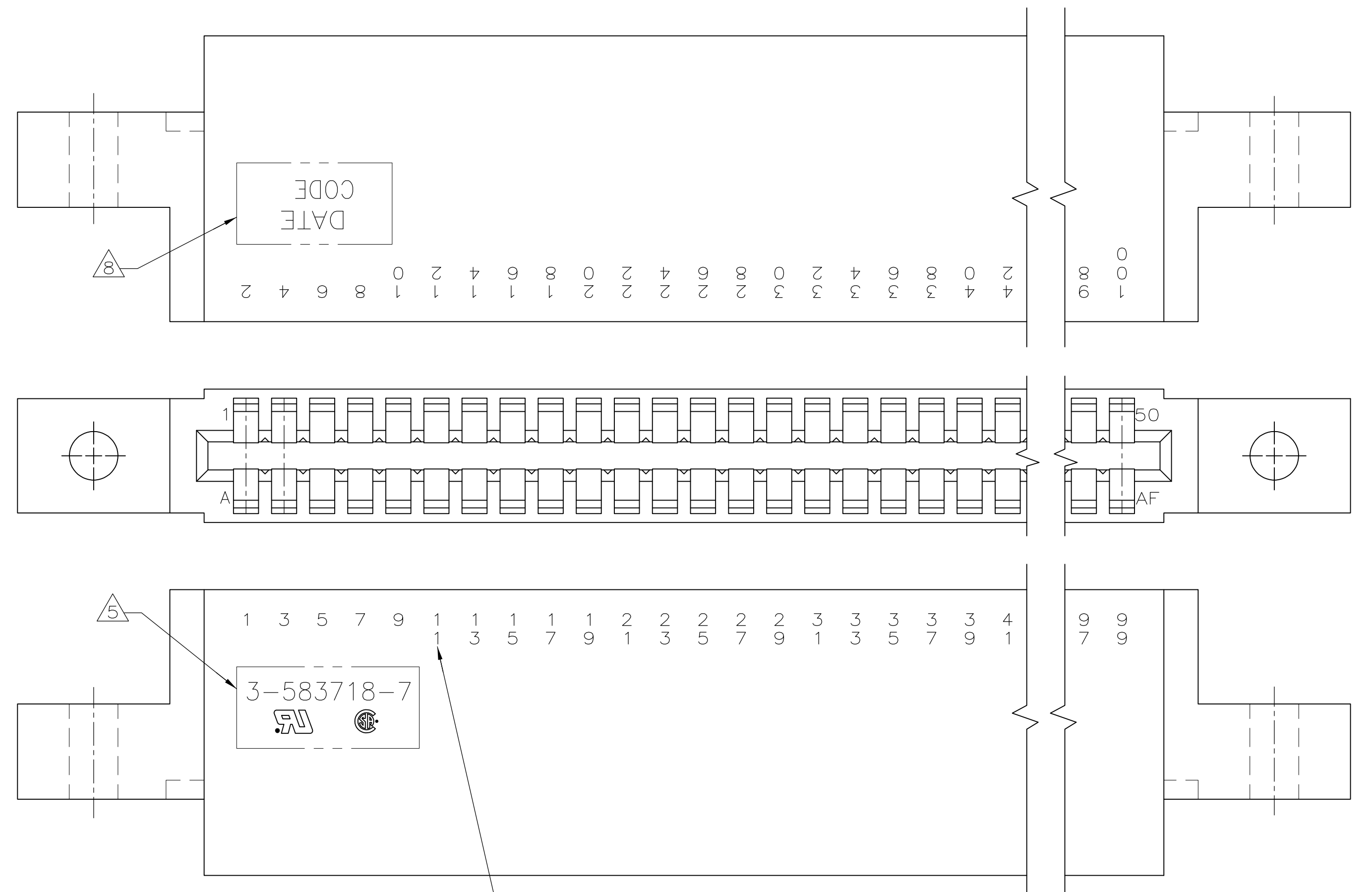


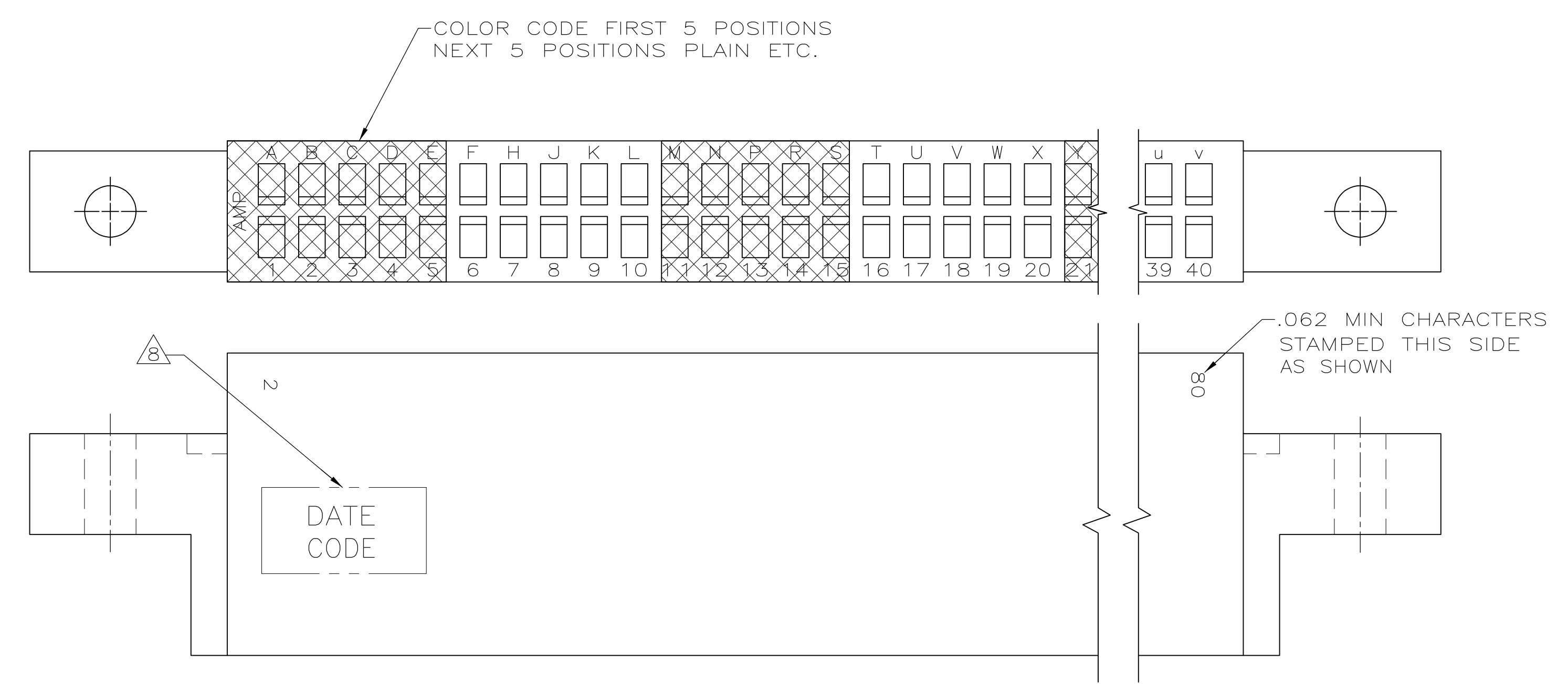
△	50 & AF	154.94	141.61	130.05	134.62	129.54	124.46	50	3-583718-7
	△	18 & v	73.66	63.50	48.77	53.34	48.26	43.18	18
△	32 & l	109.22	99.06	84.33	88.90	71.12	66.04	32	2-583718-7
	40 & v	129.54	119.38	104.65	109.22	104.14	99.06	40	2-583718-6
△	22 & z	83.82	73.66	58.93	63.50	58.42	53.34	22	2-583718-5
	30 & j	91.44	81.28	66.55	71.12	66.04	60.96	30	2-583718-4
△	15 & s	66.04	55.88	41.15	45.72	40.64	35.56	15	2-583718-3
	22 & z	83.82	73.66	58.93	63.50	58.42	53.34	22	2-583718-2
△	25 & c	91.44	81.28	66.55	71.12	66.04	60.96	25	2-583718-1
	50 & AF	154.94	141.61	130.05	134.62	129.54	124.46	50	1-583718-7
△	40 & v	129.54	119.38	104.65	109.22	104.14	99.06	40	1-583718-5
	30 & j	91.44	81.28	66.55	71.12	66.04	60.96	30	1-583718-3
△	25 & c	91.44	81.28	66.55	71.12	66.04	60.96	25	1-583718-1
	22 & z	83.82	73.66	58.93	63.50	58.42	53.34	22	583718-9
△	18 & v	73.66	63.50	48.77	53.34	48.26	43.18	18	583718-7
	17 & u	71.12	60.96	46.23	50.80	45.72	40.64	17	583718-5
△	15 & s	66.04	55.88	41.15	45.72	40.64	35.56	15	583718-3
	10 & l	53.34	43.18	28.45	33.02	27.94	22.86	10	583718-1
END CAVITY IDENT		F	E	D	C	B	A	POSN	PART NUMBER

- △1 FIRST 22 POSITIONS MARKED WITH UPPER CASE LETTERS, FOLLOWED BY LOWER CASE LETTERS, FOLLOWED BY UPPERCASE AA,AB,AC ETC. CHARACTERS G,I,O AND Q ARE OMITTED. SEE TABLE FOR END CAVITY IDENTIFICATION.
- △2 OPTIONAL PULL GROOVES. THE PULL GROOVE LENGTH, SIZE AND LOCATION ARE AT THE DISCRETION OF THE MOLD VENDOR.
- △3 CORING AT AMP'S OPTION REF ONLY.
- △4 SAME AS 583718-9 EXCEPT SPECIAL MARKING SEE SHEET 2 FOR DETAIL.
- △5 HOUSING PART NUMBER, UL & CSA LOGO'S TO BE MOLDED IN THIS AREA. UL, LOGO PER 1-18838-3, CSA LOGO PER 1-18839-3.
- △6 STAMP .250±.015 DIA DOT ON LOWER LEFT HAND CORNER SAME SIDE AS AMP PART NUMBER AND DATE CODE.
- △7 SAME AS 1-583718-7 EXCEPT SPECIAL MARKING SEE SHEET 2 FOR DETAIL.
- △8 DATE CODE TO BE MOLDED IN THIS AREA

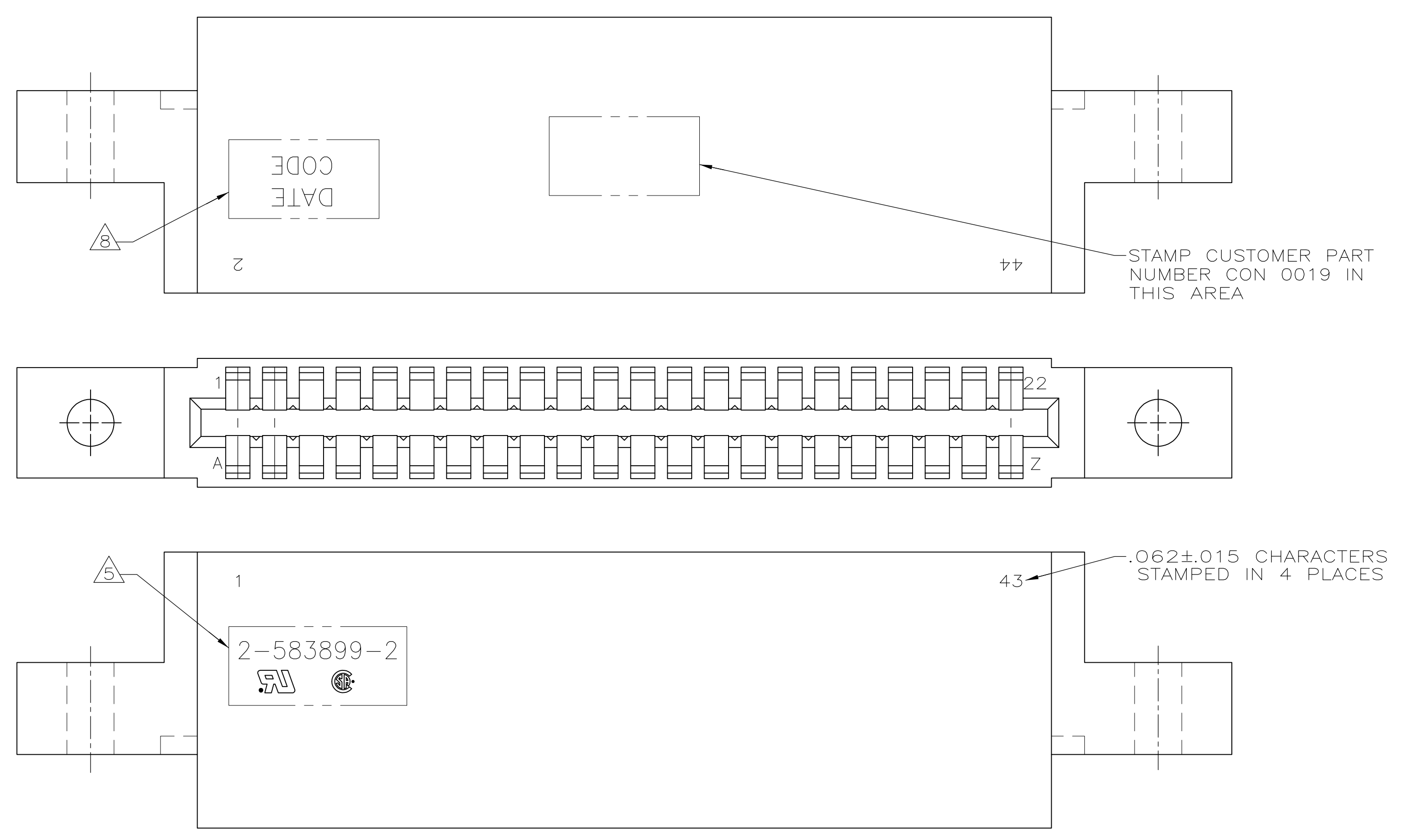
THIS DRAWING IS A CONTROLLED DOCUMENT. DWN: M. MORRIS 23FEB99
 CHK: C. BAKER 23FEB99
 APVD: C. BAKER 23FEB99
 PRODUCT SPEC: HOUSING, CRIMP SNAP TWIN LEAF .100CL, WITH MOUNTING EARS
 APPLICATION SPEC: A100779
 MATERIAL: GLASS FILLED POLYESTER COLOR: BLACK
 FINISH: -
 WEIGHT: -
 CUSTOMER DRAWING: A100779
 SCALE: 4:1 SHEET 1 OF 2 REV U1



PART NUMBER 3-583718-7 Δ



PART NUMBER 2-583718-6



PART NUMBER 2-583718-2 Δ

THIS DRAWING IS A CONTROLLED DOCUMENT.		DWN M. MORRIS 23FEB99	TE Connectivity
DIMENSIONS: mm [INCHES]		CHK C. BAKER 23FEB99	
TOLERANCES UNLESS OTHERWISE SPECIFIED:		APVD C. BAKER 23FEB99	NAME HOUSING, CRIMP SNAP TWIN LEAF .100g, WITH MOUNTING EARS
0. PLC	± -	PRODUCT SPEC	
1. PLC	± -	APPLICATION SPEC	
2. PLC	± -	WEIGHT	
3. PLC	± 0.13(.005)	SCALE	4:1
4. PLC	± -	SHEET	2 OF 2
ANGLES	± -	REV	U1
MATERIAL	FINISH	CUSTOMER DRAWING	