

Distributed by:

JAMECO[®]
ELECTRONICS

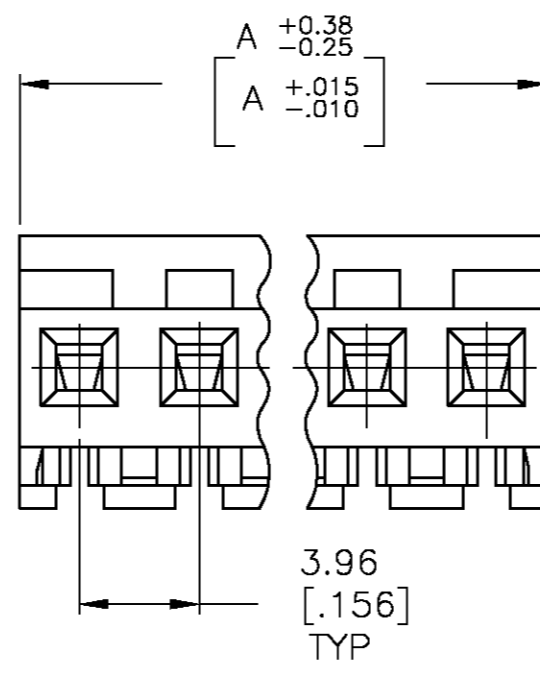
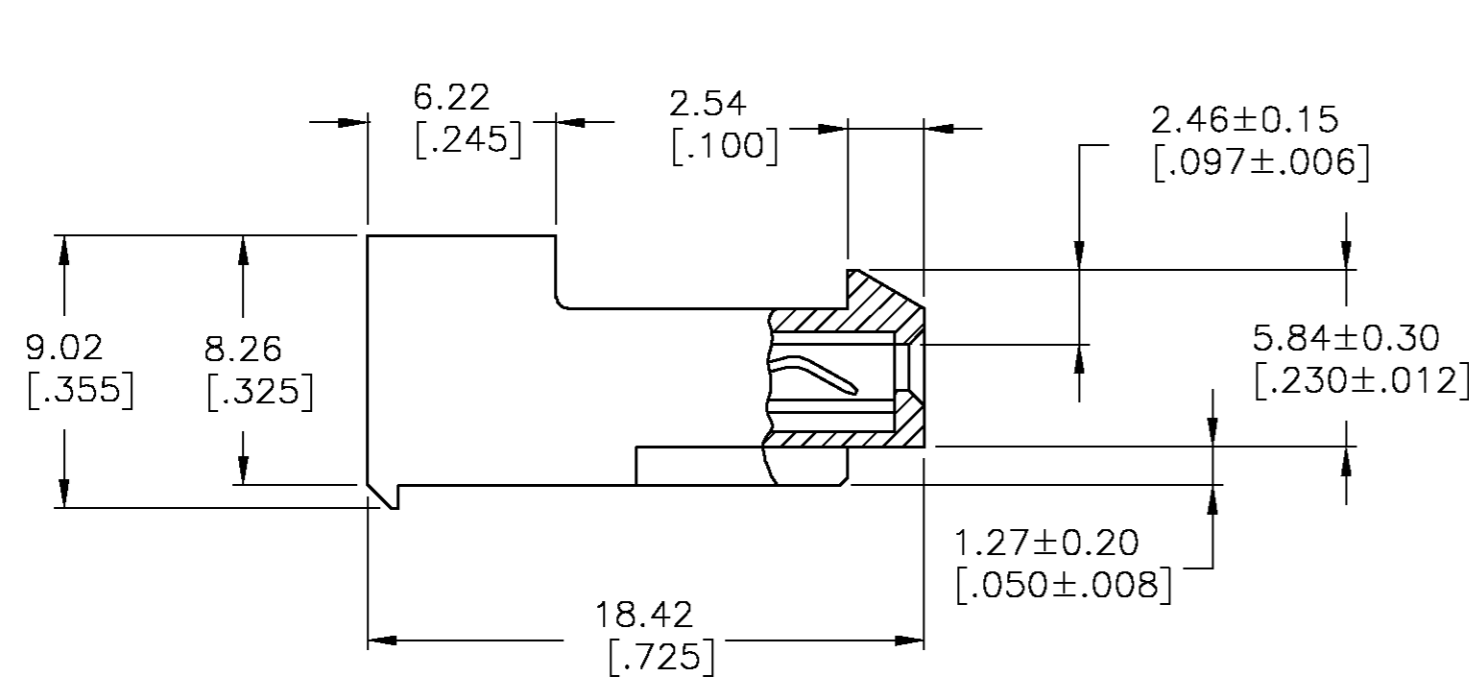
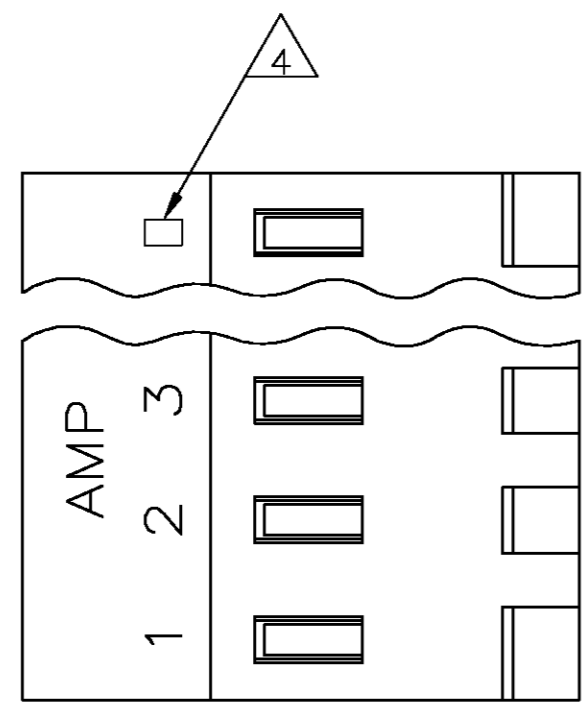
www.Jameco.com ♦ 1-800-831-4242

The content and copyrights of the attached
material are the property of its owner.

Jameco Part Number 524613

THIS DRAWING IS UNPUBLISHED. RELEASED FOR PUBLICATION
 © COPYRIGHT BY TYCO ELECTRONICS CORPORATION. ALL RIGHTS RESERVED.

| LOC | DIST | REVISIONS | | | | | |
|-----|------|-----------|-----|-----------------|---------|-----|------|
| CM | OO | P | LTR | DESCRIPTION | DATE | DWN | APVD |
| | | L | | EC OG3B 1035 04 | 17MAY05 | BSV | DPB |



| | | |
|--------------|-----------------|------------|
| 95.10[3.744] | 24 | 5-640426-4 |
| 91.13[3.588] | 23 | 5-640426-3 |
| 87.17[3.432] | 22 | 5-640426-2 |
| 83.21[3.276] | 21 | 5-640426-1 |
| 79.25[3.120] | 20 | 5-640426-0 |
| 75.29[2.964] | 19 | 4-640426-9 |
| 71.32[2.808] | 18 | 4-640426-8 |
| 67.36[2.652] | 17 | 4-640426-7 |
| 63.40[2.496] | 16 | 4-640426-6 |
| 59.44[2.340] | 15 | 4-640426-5 |
| 55.47[2.184] | 14 | 4-640426-4 |
| 51.51[2.028] | 13 | 4-640426-3 |
| 47.55[1.872] | 12 | 4-640426-2 |
| 43.59[1.716] | 11 | 4-640426-1 |
| 39.62[1.560] | 10 | 4-640426-0 |
| 35.66[1.404] | 9 | 3-640426-9 |
| 31.70[1.248] | 8 | 3-640426-8 |
| 27.74[1.092] | 7 | 3-640426-7 |
| 23.77[.936] | 6 | 3-640426-6 |
| 19.81[.780] | 5 | 3-640426-5 |
| 15.85[.624] | 4 | 3-640426-4 |
| 11.89[.468] | 3 | 3-640426-3 |
| 7.92[.312] | 2 | 3-640426-2 |
| 95.10[3.744] | 24 | 2-640426-4 |
| 91.13[3.588] | 23 | 2-640426-3 |
| 87.17[3.432] | 22 | 2-640426-2 |
| 83.21[3.276] | 21 | 2-640426-1 |
| 79.25[3.120] | 20 | 1-640426-0 |
| 75.29[2.964] | 19 | 1-640426-9 |
| 71.32[2.808] | 18 | 1-640426-8 |
| 67.36[2.652] | 17 | 1-640426-7 |
| 63.40[2.496] | 16 | 1-640426-6 |
| 59.44[2.340] | 15 | 1-640426-5 |
| 55.47[2.184] | 14 | 1-640426-4 |
| 51.51[2.028] | 13 | 1-640426-3 |
| 47.55[1.872] | 12 | 1-640426-2 |
| 43.59[1.716] | 11 | 1-640426-1 |
| 39.62[1.560] | 10 | 1-640426-0 |
| 35.66[1.404] | 9 | 640426-9 |
| 31.70[1.248] | 8 | 640426-8 |
| 27.74[1.092] | 7 | 640426-7 |
| 23.77[.936] | 6 | 640426-6 |
| 19.81[.780] | 5 | 640426-5 |
| 15.85[.624] | 4 | 640426-4 |
| 11.89[.468] | 3 | 640426-3 |
| 7.92[.312] | 2 | 640426-2 |
| DIM A | NO. OF CIRCUITS | PART NO. |

1 MATERIAL: CONNECTOR - NYLON UL94-V2 (ORANGE)
 CONTACTS - 0.30[.012] THICK COPPER ALLOY
 (BRIGHT TIN-LEAD 0.00203[.000080] MIN. THICK
 FOR CONTACTS 640426-2 THRU 2-640426-4).
 (BRIGHT TIN PLATE 0.00203[.000080] MIN. THICK
 FOR CONTACTS 3-640426-2 THRU 5-640426-4).

2. CONTACTS ACCEPT 18 AWG WIRE WITH 2.41[.095] MAX INSULATION DIAMETER.

3. CONTACTS MUST ACCEPT 1.14±0.03[.045] POST AND REMAIN LOCKED IN POSITION.

4 IDENTIFICATION NUMBER FOR LAST CIRCUIT MAY NOT APPEAR ON ALL ASSEMBLIES.

5. DIMENSIONS IN BRACKETS ARE IN INCHES.

6. HOUSING FEATURES ARE: CLOSED END WITH LOCKING RAMP.

METRIC

| | | | | |
|---|--|----------------------------------|---|--------------------|
| THIS DRAWING IS A CONTROLLED DOCUMENT. | | DWN S. CARPENTER 26JUN2003 | Tyco Electronics Corporation Harrisburg, Pa 17105-3608 | |
| DIMENSIONS: mm [INCHES] | | CHK D. BOSSI 26JUN2003 | NAME MTA 156 CONNECTOR ASSEMBLY, 18 AWG, STANDARD | |
| TOLERANCES UNLESS OTHERWISE SPECIFIED: | | APVD D. BOSSI 26JUN2003 | PRODUCT SPEC 108-1051 | |
| 0 PLC ± - 1 PLC ± - 2 PLC ± - 3 PLC ± 0.13 [.005] 4 PLC ± - ANGLES ± - FINISH | | APPLICATION SPEC 114-1020 | SIZE A2 | CAGE CODE 00779 |
| MATERIAL 1 | | WEIGHT - | DRAWING NO C=640426 | RESTRICTED TO - |
| CUSTOMER DRAWING | | | SCALE 4:1 | SHEET 1 OF 1 |