




Have a Question?  
Chat with a Product Information Specialist

What can we help you find?

Products Industries Resources About TE My Account Innovation Support Center

640454-8 Product Details

Share Print Email



640454-8

TE Internal Number: 640454-8

Active

View 3D PDF

MTA, CST-100 II, MT-6 and SL Connectors and Headers

Always EU RoHS/ELV Compliant (Statement of Compliance)

Product Highlights:

- MTA-100 Product Line
- MTA Series
- Wire-to-Board
- Applies To Printed Circuit Board
- Connector

View all Features

Quick Links

- ▶ Pricing & Availability
- ▶ Search for Tooling
- ▶ View Mating Products (56)
- ▶ Product Feature Selector
- ▶ Contact Us About This Product

Add to My Part List Request Sample Find Similar Products Buy Product

Documentation & Additional Information	
<p><b>Product Drawings:</b></p> <ul style="list-style-type: none"> <li>• MTA-.100 HEADER ASSEMBLY, POLARIZED, NOTCHED, .025 S... (PDF, English)</li> </ul> <p><b>Catalog Pages/Data Sheets:</b></p> <ul style="list-style-type: none"> <li>• MTA, CST-100 II, SL-156 and AMP Economy Power (EP) C... (PDF, English)</li> </ul> <p><b>Product Specifications:</b></p> <ul style="list-style-type: none"> <li>• None Available</li> </ul> <p><b>Application Specifications:</b></p> <ul style="list-style-type: none"> <li>• None Available</li> </ul> <p><b>Instruction Sheets:</b></p> <ul style="list-style-type: none"> <li>• None Available</li> </ul> <p><b>CAD Files:</b> (CAD Format &amp; Compression Information)</p> <ul style="list-style-type: none"> <li>• 2D Drawing (DXF, Version AA)</li> <li>• 3D Model (IGES, Version AA)</li> <li>• 3D Model (STEP, Version AA)</li> </ul>	<p><b>Additional Information:</b></p> <ul style="list-style-type: none"> <li>• Product Line Information</li> </ul> <p><b>Related Products:</b></p> <ul style="list-style-type: none"> <li>• Tooling</li> <li>• Mating Products (56)</li> </ul>

List all Documents

Product Features (Please use the Product Drawing for all design activity)	
<p><b>Product Type Features:</b></p> <ul style="list-style-type: none"> <li>• Product Line = MTA-100</li> <li>• Product Type = Connector</li> <li>• Connector Type = Header</li> <li>• Post Size (mm [in]) = 0.64 [.025]</li> <li>• PCB Mounting Orientation = Vertical</li> <li>• PCB Mount Retention = Without</li> <li>• PCB Mount Alignment = Without</li> <li>• Sealed = No</li> <li>• CSA File Number = LR7189</li> </ul> <p><b>Mechanical Attachment:</b></p> <ul style="list-style-type: none"> <li>• Contact Retention = Without</li> <li>• Panel Mount Retention = Without</li> </ul> <p><b>Electrical Characteristics:</b></p> <ul style="list-style-type: none"> <li>• Contact - Rated Current (A) = 5</li> <li>• Operating Voltage Reference = AC</li> <li>• Operating Voltage (VAC) = 250</li> </ul> <p><b>Termination Features:</b></p> <ul style="list-style-type: none"> <li>• Termination Method to Wire/Cable = Solder</li> <li>• Termination Method to PC Board = Through Hole - Solder</li> </ul> <p><b>Dimensions:</b></p> <ul style="list-style-type: none"> <li>• Mating Post Length (mm [in]) = 7.49 [0.295]</li> <li>• Tail Length (mm [in]) = 3.56 [0.14]</li> </ul>	<p><b>Housing Features:</b></p> <ul style="list-style-type: none"> <li>• Connector Style = Plug</li> <li>• Centerline (mm [in]) = 2.54 [0.100]</li> <li>• Housing Style = Polarized</li> <li>• Housing Material = Polyester - GF</li> <li>• Housing Color = Natural</li> <li>• Mating Alignment = Without</li> </ul> <p><b>Configuration Features:</b></p> <ul style="list-style-type: none"> <li>• Number of Positions = 8</li> <li>• Backwall/Post Interruption(s) = Without</li> <li>• Strain Relief = Without</li> <li>• Number of Rows = 1</li> </ul> <p><b>Industry Standards:</b></p> <ul style="list-style-type: none"> <li>• RoHS/ELV Compliance = RoHS compliant, ELV compliant</li> <li>• Lead Free Solder Processes = Wave solder capable to 240°C, Wave solder capable to 260°C, Wave solder capable to 265°C</li> <li>• RoHS/ELV Compliance History = Always was RoHS compliant</li> <li>• Agency/Standard = CSA, UL</li> <li>• UL Rating = Recognized</li> <li>• CSA Rating = Certified</li> <li>• UL File Number = E28476</li> <li>• UL Flammability Rating = UL 94V-0</li> </ul> <p><b>Environmental:</b></p>

- PCB Thickness, Recommended (mm [in]) = 1.60 [0.063]

**Body Features:**

- Header Type = Unshrouded
- Mating Retention = Without
- Assembly Integration Feature = Without

**Contact Features:**

- Contact Type = Pin
- Contact Shape = Square
- Contact Base Material = Copper Alloy
- Contact Plating, Mating Area, Material = Tin
- Tail Plating Material = Tin
- Contact Style = Straight
- Contact Layout = In-Line
- Multiple Contact Types = Without
- Contact Plating, Mating Area, Thickness ( $\mu\text{m}$  [ $\mu\text{in}$ ]) = 3.81 [150]
- Tail Plating Thickness ( $\mu\text{m}$  [ $\mu\text{in}$ ]) = 3.81 [150]
- Underplate Material = Nickel
- Underplate Material Thickness ( $\mu\text{m}$  [ $\mu\text{in}$ ]) = 1.27 [50.000]

- Operating Temperature ( $^{\circ}\text{C}$  [ $^{\circ}\text{F}$ ]) = -55 - +105 [-67 - +221]

**Conditions for Usage:**

- Applies To = Printed Circuit Board
- For Use With = MTA .100 Connector Assembly

**Operation/Application:**

- Application Use = Wire-to-Board

**Packaging Features:**

- Packaging Method = Package
- Packaging Quantity = 1

**Other:**

- Series = MTA
- Brand = AMP

**Corporate Information**

[About TE](#)  
[Investors](#)  
[News Room](#)  
[Supplier Portal](#)  
[Careers](#)  
[Terms & Conditions](#)  
[Privacy Policy](#)  
[AODA Accessibility Policy](#)  
[AODA Multi-Year Accessibility Plan](#)

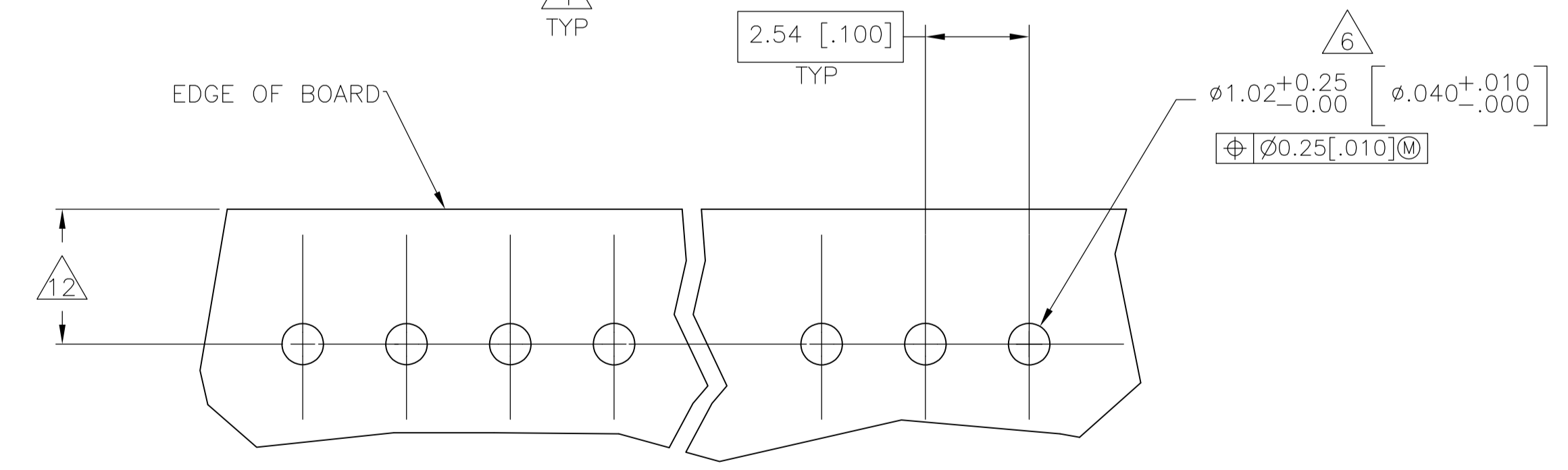
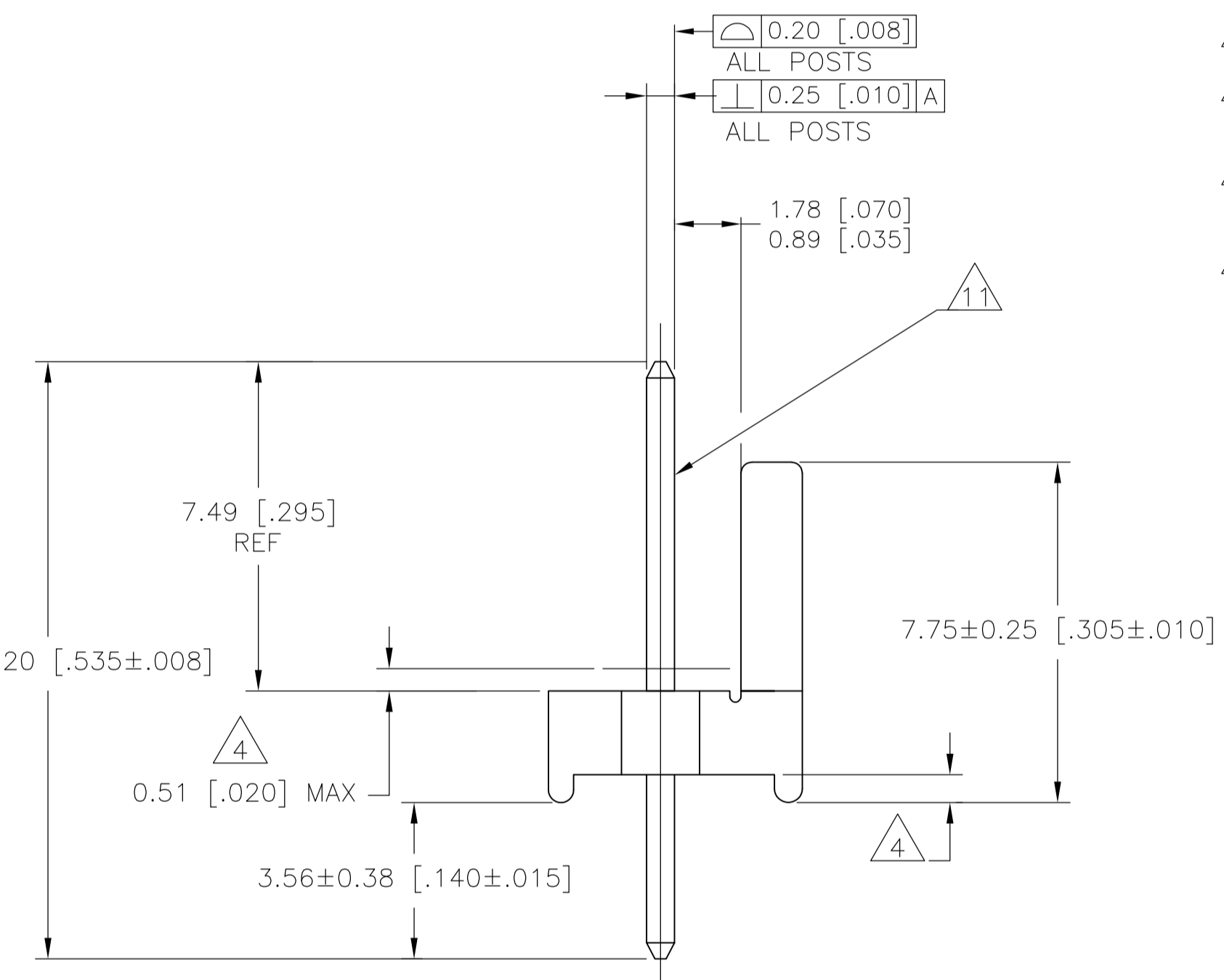
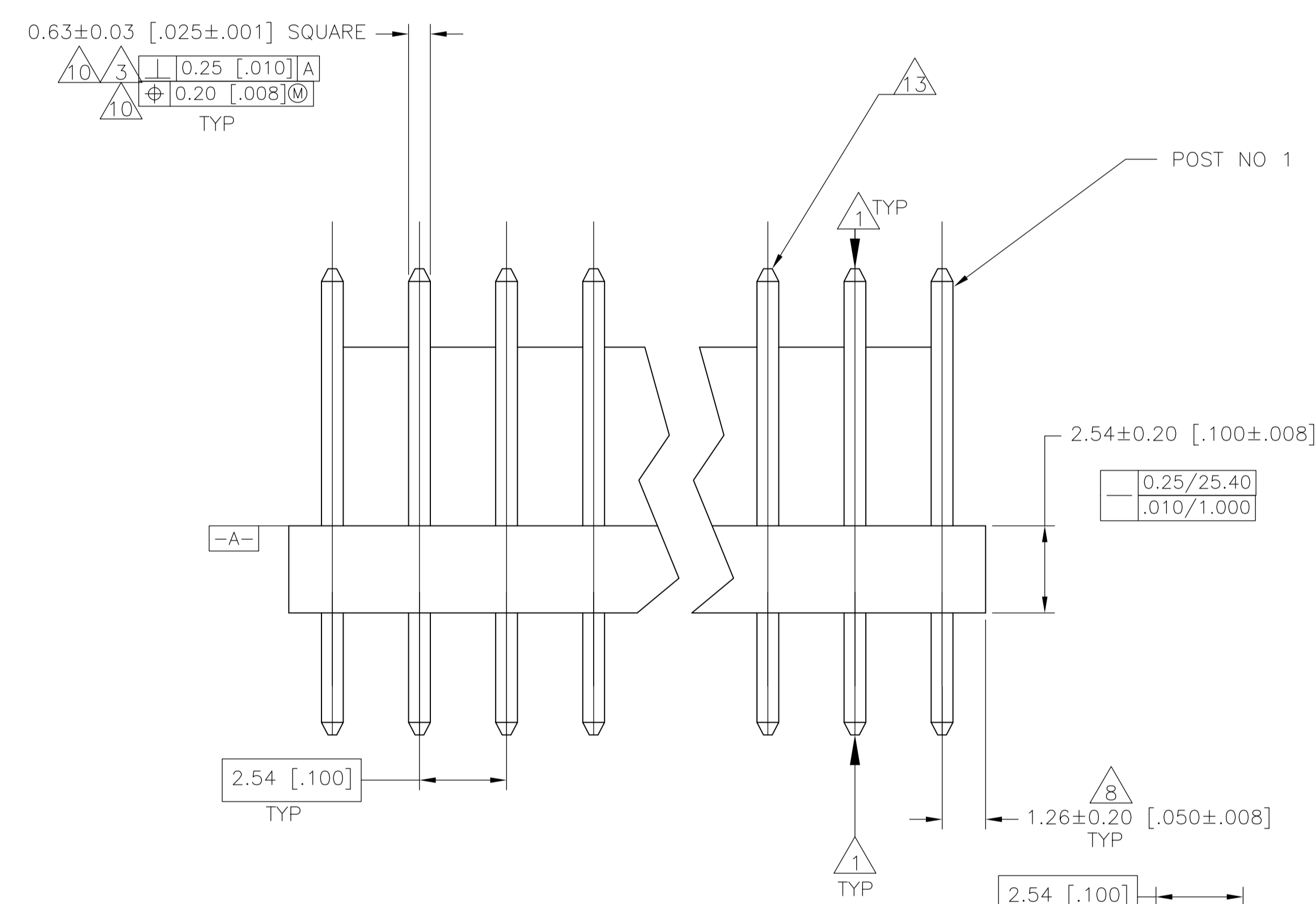
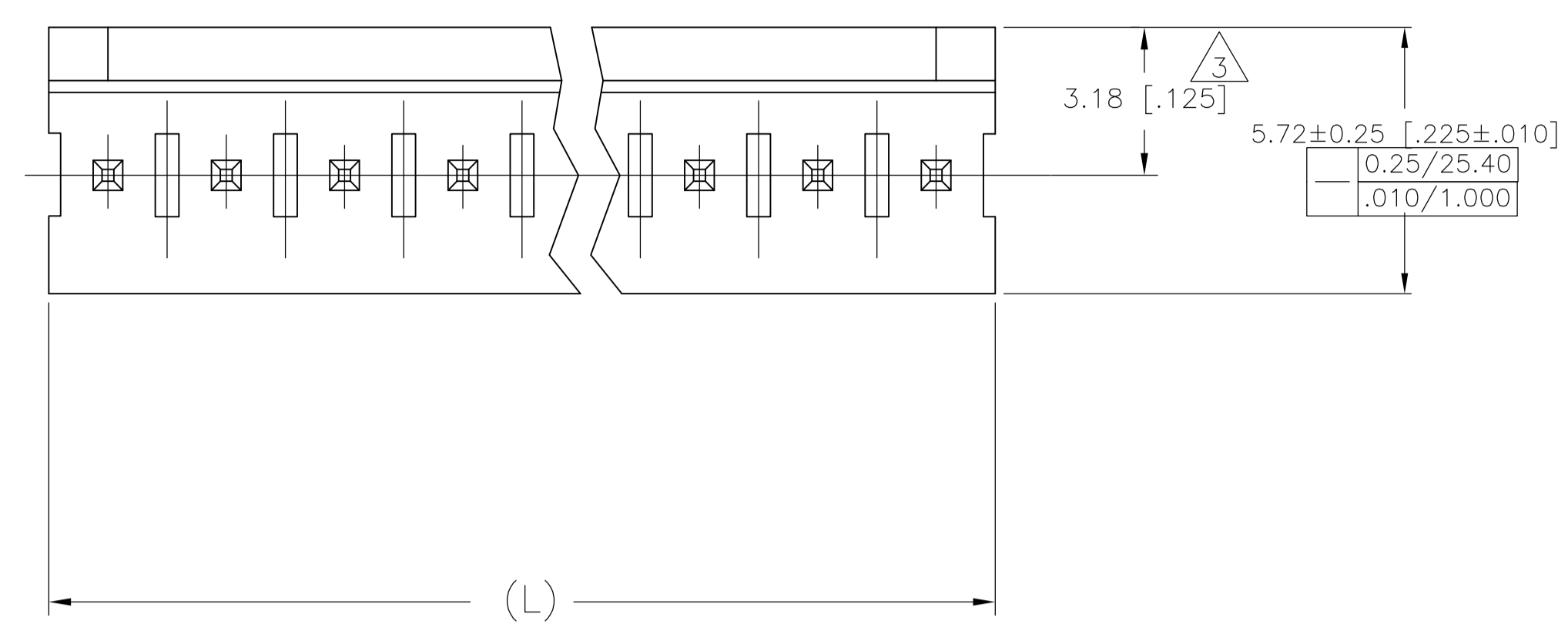
**Quick Links**

[Distributor Inventory](#)  
[Product Cross Reference](#)  
[Documents & Drawings](#)  
[Product Compliance Support Center](#)  
[Site Map](#)

**Customer Support**

[Email or Chat With Us](#)  
[Find a Phone Number](#)  
[Knowledge Base](#)  
[Manage Your Account](#)

**Keep Me Informed**



RECOMMENDED MOUNTING HOLE PATTERN FOR 1.60 [0.063] THICK P.C. BOARD

- 1 POST TO WITHSTAND 13 NEWTONS [3 LBS.] MIN. AXIAL FORCE IN BOTH DIRECTIONS SHOWN WITHOUT DISLODGING.
- 2 TOLERANCES APPLY TO SOLDER SIDE OF BOARD.
- 3 MEASURED AT SURFACE -A-
- 4 PLASTIC FLASH PERMITTED IN THIS AREA.
- 5 PARTS COMPLY WITH SOLDERABILITY SPEC. 109-11-2.
- 6 ONE HOLE MAY BE UNDERSIZED 0.81-0.89 [0.032-0.035] DIA. FOR ASSEMBLY RETENTION DURING WAVE SOLDERING.
- 7 MATERIAL: HEADER-THERMOPLASTIC POLYESTER UL94V-0 (NATURAL) POST-COPPER ALLOY (TIN-PLATED)
- 8 COORDINATE DIMENSION APPLIES FROM CENTER OF ACTUAL FEATURE.
- 9 PLASTIC BURRS CAUSED BY CUT-OFF TOOLING ARE PERMITTED WITHIN THE MAXIMUM TOLERANCE ENVELOPE.
- 10 POSTS TO BE MEASURED WHEN STRIP IS HELD FLAT.
- 11 POSTS MUST WITHSTAND TWO 90° BENDS AGAINST EXTRUSION WITHOUT BREAKING.
- 12 DIMENSION SHOULD BE 3.30 [0.130] WHEN MATING WITH A MTA-100 CONNECTOR ASSEMBLY OR A CST-100 CONNECTOR.
- 13 PIN BURR OF 0.13 [0.005] MAX. VERTICAL AND 0.08 [0.003] MAX. HORIZONTAL PERMITTED AT POST TIPS ON BOTH ENDS.

71.12	2.800	28	2-640454-8
68.58	2.700	27	2-640454-7
66.04	2.600	26	2-640454-6
63.50	2.500	25	2-640454-5
60.96	2.400	24	2-640454-4
58.42	2.300	23	2-640454-3
55.88	2.200	22	2-640454-2
53.34	2.100	21	2-640454-1
50.80	2.000	20	2-640454-0
48.26	1.900	19	1-640454-9
45.72	1.800	18	1-640454-8
43.18	1.700	17	1-640454-7
40.64	1.600	16	1-640454-6
38.10	1.500	15	1-640454-5
35.56	1.400	14	1-640454-4
33.02	1.300	13	1-640454-3
30.48	1.200	12	1-640454-2
27.94	1.100	11	1-640454-1
25.40	1.000	10	1-640454-0
22.86	.900	9	640454-9
20.32	.800	8	640454-8
17.78	.700	7	640454-7
15.24	.600	6	640454-6
12.70	.500	5	640454-5
10.16	.400	4	640454-4
7.62	.300	3	640454-3
5.08	.200	2	640454-2
MM	[IN]		
L		NO OF POSITIONS	PART NUMBER

THIS DRAWING IS A CONTROLLED DOCUMENT.

APPROVED: S. HAMM, 09-NOV-2001  
 CHECKED: D. ROSSI, 09-NOV-2001  
 DRAWN: D. ROSSI, 09-NOV-2001

NAME: MTA-100 HEADER ASSEMBLY, POLARIZED, NOTCHED, .025 SQUARE STRAIGHT POST, TIN PLATED

SIZE: A1, CASE CODE: 00779, DRAWING NO: 640454, RESTRICTED TO: -

WEIGHT: CUSTOMER DRAWING, SCALE: 8:1, SHEET: 1 OF 1, REV: Y1

