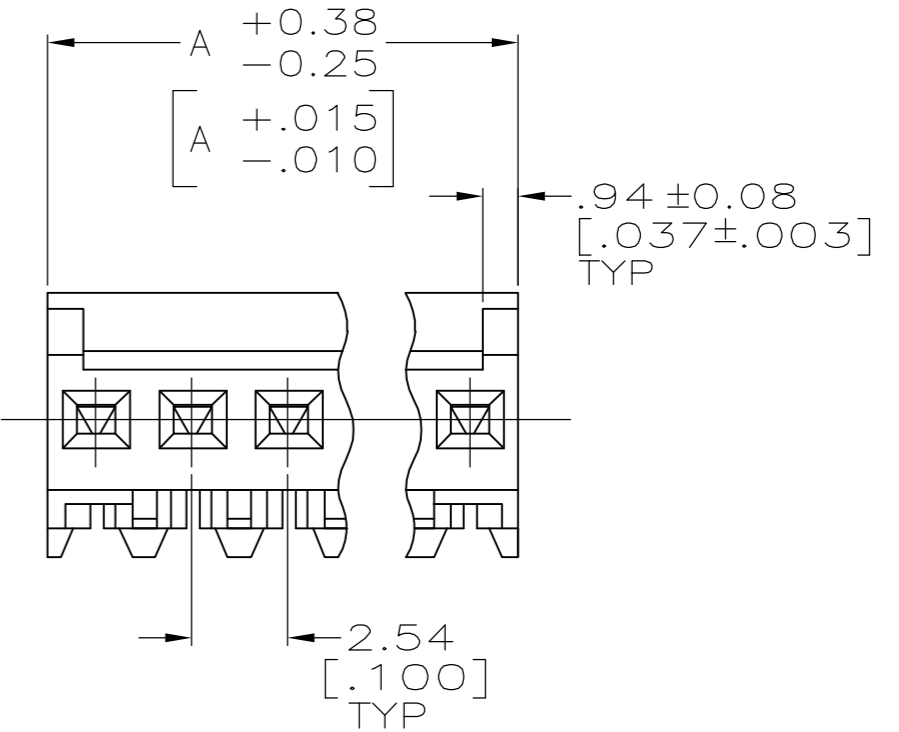
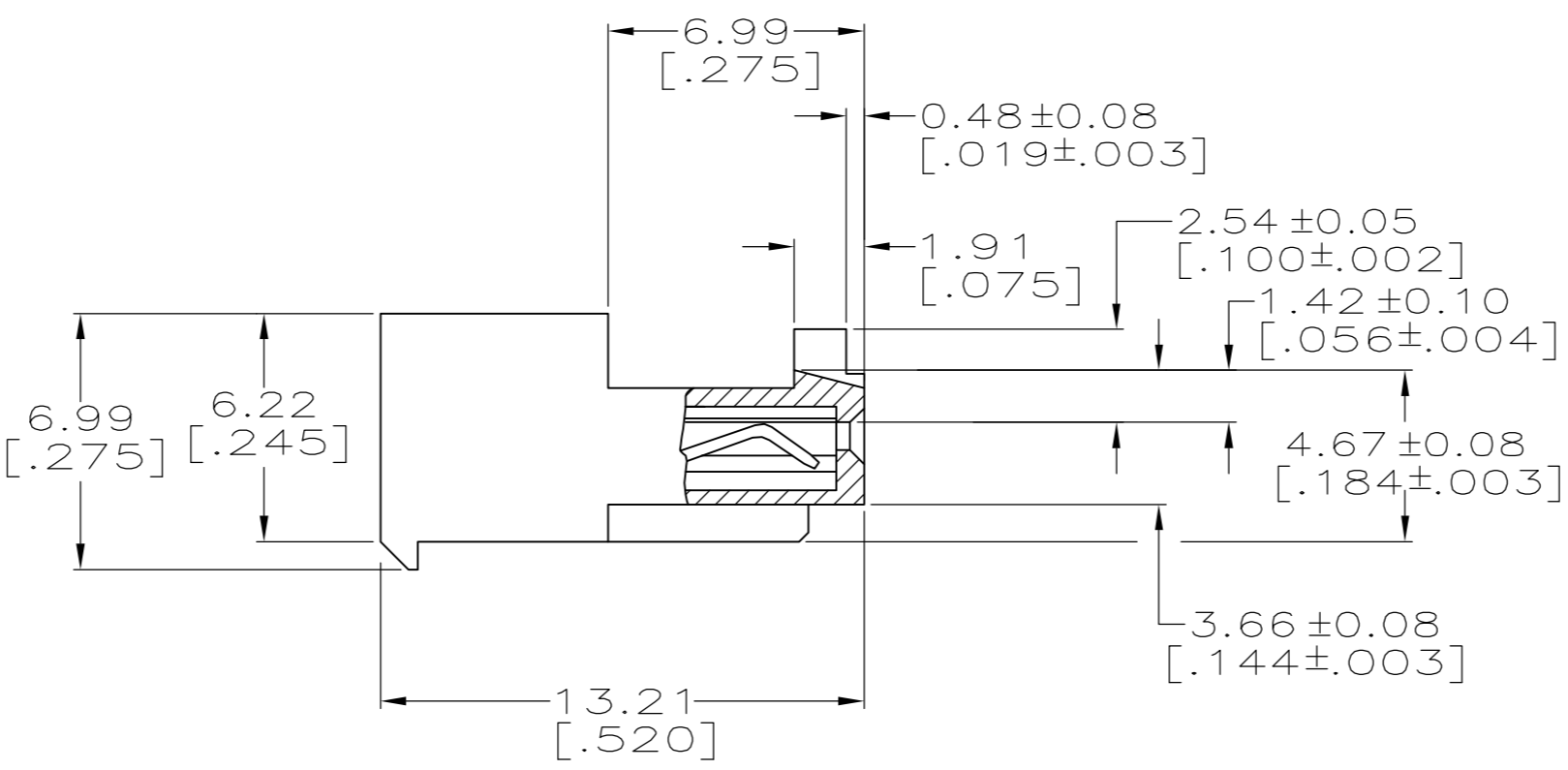
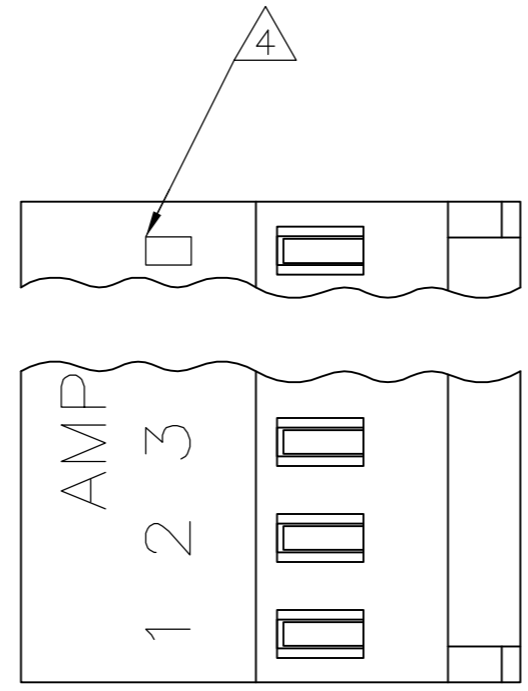


THIS DRAWING IS UNPUBLISHED. RELEASED FOR PUBLICATION
 © COPYRIGHT BY TYCO ELECTRONICS CORPORATION. ALL RIGHTS RESERVED.

LOC	DIST	REVISIONS					
CM	00	P	LTR	DESCRIPTION	DATE	DWN	APVD
		H		REV PER ECO-07-003704	21FEB07	KW	DB

YES	71.12	[2.800]	28	5-643813-8
YES	68.58	[2.700]	27	5-643813-7
YES	66.04	[2.600]	26	5-643813-6
YES	63.50	[2.500]	25	5-643813-5
YES	60.96	[2.400]	24	5-643813-4
YES	58.42	[2.300]	23	5-643813-3
YES	55.88	[2.200]	22	5-643813-2
YES	53.34	[2.100]	21	5-643813-1
YES	50.80	[2.000]	20	5-643813-0
YES	48.26	[1.900]	19	4-643813-9
YES	45.72	[1.800]	18	4-643813-8
YES	43.18	[1.700]	17	4-643813-7
YES	40.64	[1.600]	16	4-643813-6
YES	38.10	[1.500]	15	4-643813-5
YES	35.56	[1.400]	14	4-643813-4
YES	33.02	[1.300]	13	4-643813-3
YES	30.48	[1.200]	12	4-643813-2
YES	27.94	[1.100]	11	4-643813-1
YES	25.40	[1.000]	10	4-643813-0
YES	22.86	[.900]	9	3-643813-9
YES	20.32	[.800]	8	3-643813-8
YES	17.78	[.700]	7	3-643813-7
YES	15.24	[.600]	6	3-643813-6
YES	12.70	[.500]	5	3-643813-5
YES	10.16	[.400]	4	3-643813-4
YES	7.62	[.300]	3	3-643813-3
YES	5.08	[.200]	2	3-643813-2
NO	71.12	[2.800]	28	2-643813-8
NO	68.58	[2.700]	27	2-643813-7
NO	66.04	[2.600]	26	2-643813-6
NO	63.50	[2.500]	25	2-643813-5
NO	60.96	[2.400]	24	2-643813-4
NO	58.42	[2.300]	23	2-643813-3
NO	55.88	[2.200]	22	2-643813-2
NO	53.34	[2.100]	21	2-643813-1
NO	50.80	[2.000]	20	2-643813-0
NO	48.26	[1.900]	19	1-643813-9
NO	45.72	[1.800]	18	1-643813-8
NO	43.18	[1.700]	17	1-643813-7
NO	40.64	[1.600]	16	1-643813-6
NO	38.10	[1.500]	15	1-643813-5
NO	35.56	[1.400]	14	1-643813-4
NO	33.02	[1.300]	13	1-643813-3
NO	30.48	[1.200]	12	1-643813-2
NO	27.94	[1.100]	11	1-643813-1
NO	25.40	[1.000]	10	1-643813-0
NO	22.86	[.900]	9	643813-9
NO	20.32	[.800]	8	643813-8
NO	17.78	[.700]	7	643813-7
NO	15.24	[.600]	6	643813-6
NO	12.70	[.500]	5	643813-5
NO	10.16	[.400]	4	643813-4
NO	7.62	[.300]	3	643813-3
NO	5.08	[.200]	2	643813-2
LEADFREE	DIM A	NO. OF CIRCUITS	PART NO.	



- 1 MATERIAL: CONNECTOR - NYLON UL94V-2 (RED).
 CONTACTS - 0.30[.012] THICK COPPER ALLOY
 BRIGHT TIN-LEAD .00203[.000080] MIN THICKNESS
 FOR 643813-2 THRU 2-643813-8.
 MATTE WHISKER MITIGATED TIN .00203[.000080] MIN THICKNESS OVER
 NICKEL UNDERPLATE FOR 3-643813-2 THRU 5-643813-8.
- 2. CONTACTS ACCEPT 22 AWG WIRE WITH 1.52[.060] MAX
 INSULATION DIAMETER.
- 3. CONTACTS MUST ACCEPT 0.64±0.03[.025]
 POST AND REMAIN LOCKED IN POSITION.
- 4 IDENTIFICATION NUMBER FOR LAST CIRCUIT MAY
 NOT APPEAR ON ALL ASSEMBLIES.
- 5. DIMENSIONS IN BRACKETS ARE IN INCHES.
- 6. HOUSING FEATURES ARE: CLOSED END WITH
 LOCKING RAMP AND WITH POLARIZING TAB.

METRIC

THIS DRAWING IS A CONTROLLED DOCUMENT.		DWN S. CARPENTER 11JUN2003	tyco Tyco Electronics Corporation Harrisburg, PA 17105-3608	
DIMENSIONS: mm [INCHES]		CHK D. BOSSI 11JUN2003	NAME MTA 100 CONNECTOR ASSEMBLY, 22 AWG, STANDARD	
TOLERANCES UNLESS OTHERWISE SPECIFIED:		APVD D. BOSSI 11JUN2003	PRODUCT SPEC 108-1050	
0 PLC ± 1 PLC ± 2 PLC ± 3 PLC ± 0.13 [.005] 4 PLC ±		APPLICATION SPEC 114-1019	SIZE A2	CAGE CODE 00779
MATERIAL 1		FINISH 1	DRAWING NO C=643813	RESTRICTED TO -
CUSTOMER DRAWING			SCALE 5:1	SHEET 1 of 1