

Distributed by:

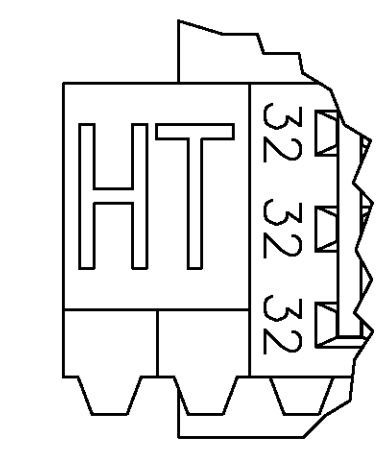
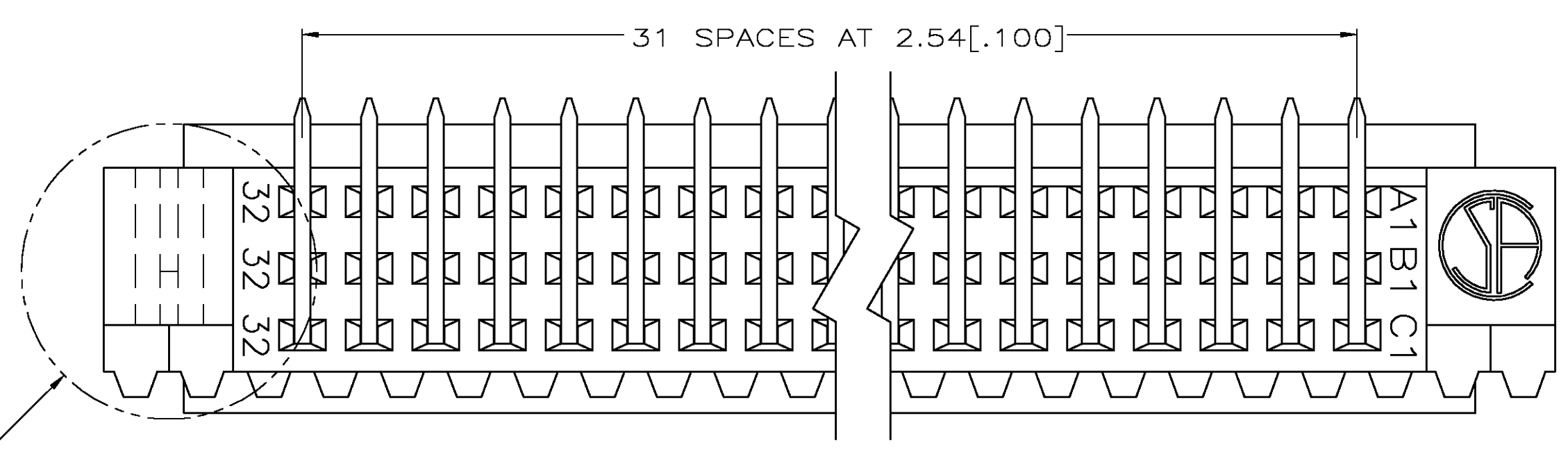
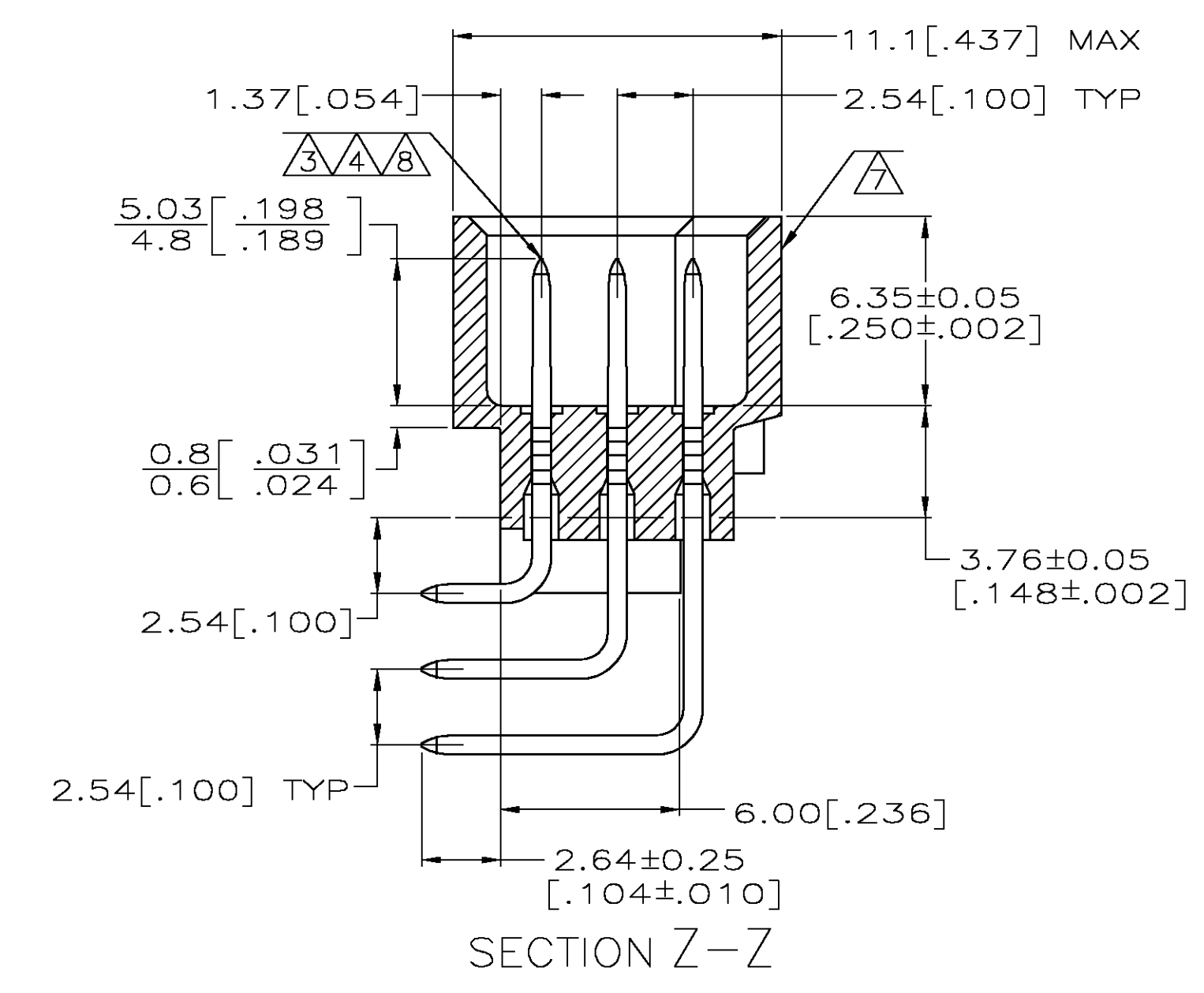
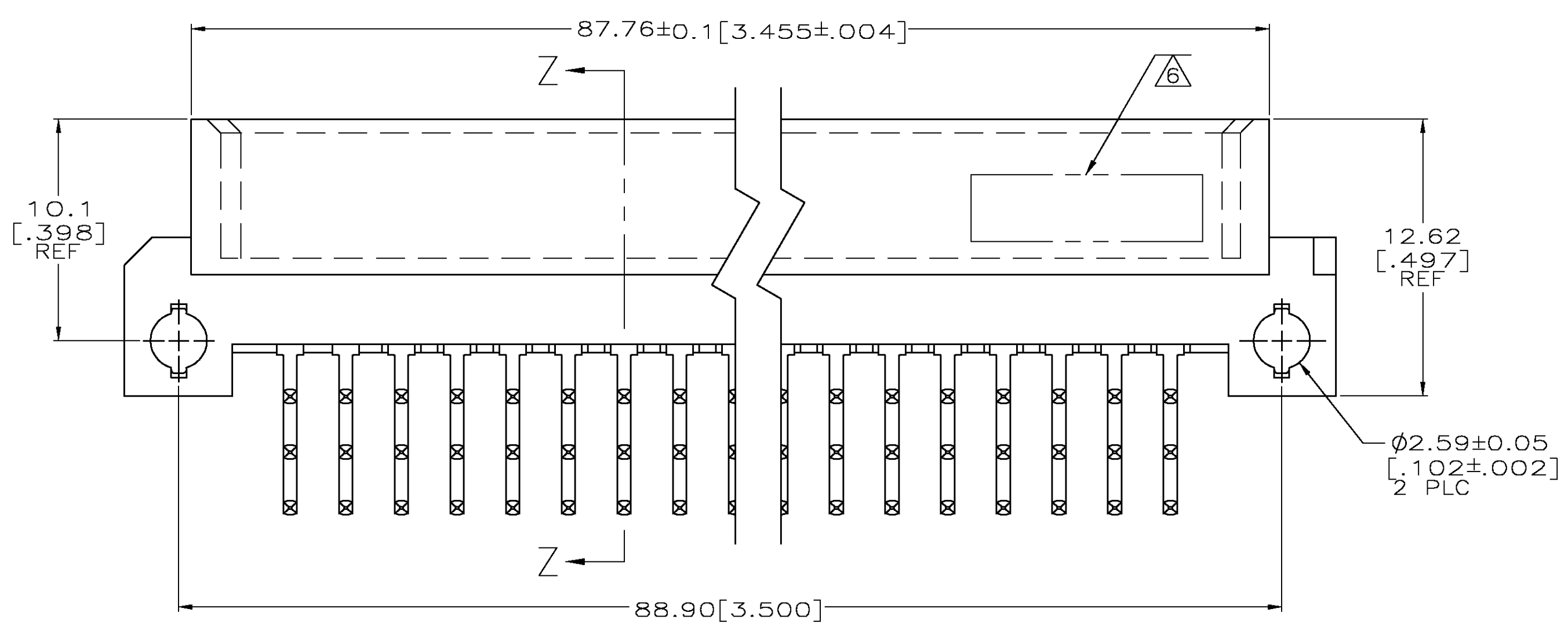
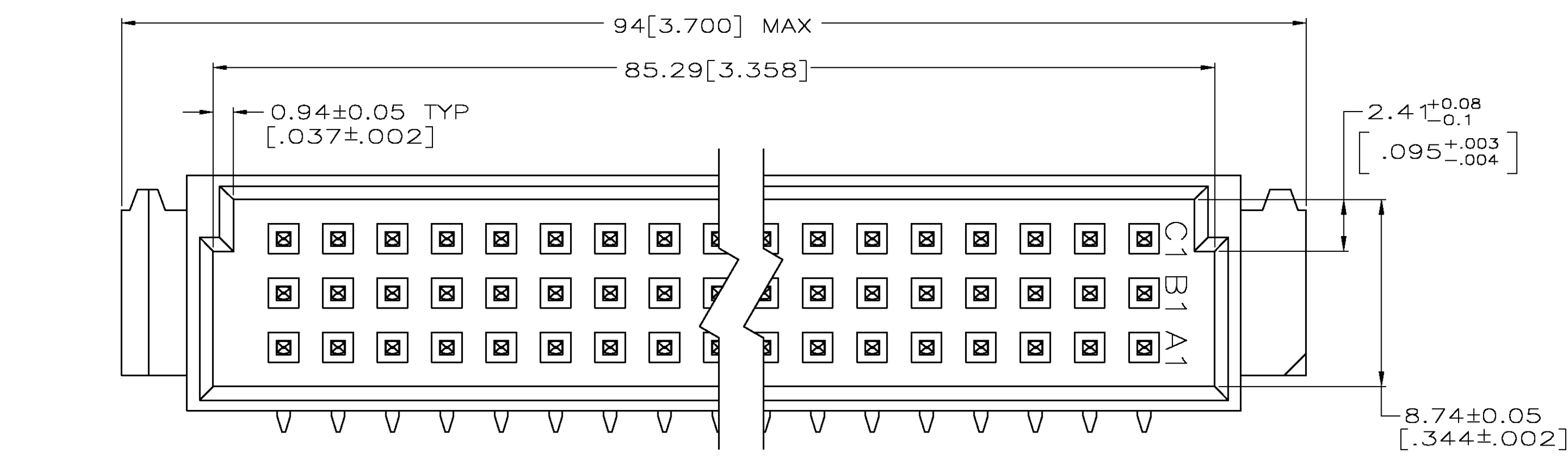
JAMECO[®]
ELECTRONICS

www.Jameco.com ♦ 1-800-831-4242

The content and copyrights of the attached
material are the property of its owner.

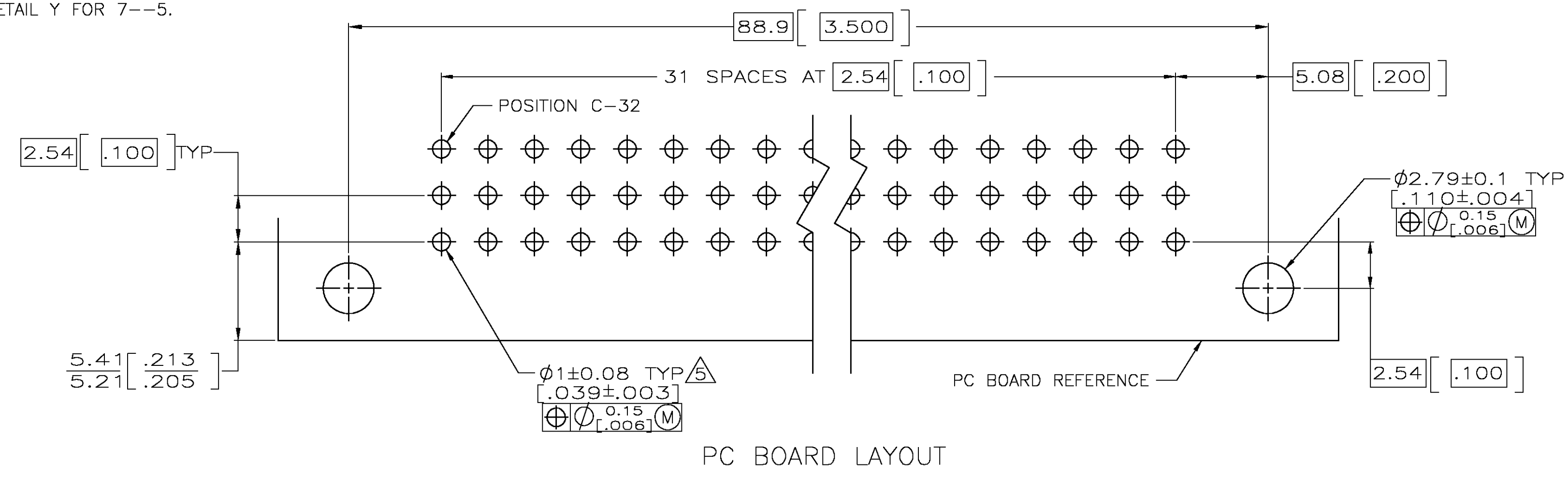
Jameco Part Number 525237

- 1 HOUSING MATERIAL: GLASS-FILLED POLYESTER. COLOR: GRAY.
- 2 POST MATERIAL: BRASS.
- 3 POST FINISH: DIN 41612 CLASS 3 IN CONTACT AREA. TIN-LEAD PLATE ON POSTS.
- 4 POST FINISH: DIN 41612 CLASS 2 IN CONTACT AREA. TIN-LEAD PLATE ON POSTS.
- 5 RECOMMENDED HOLE SIZE FOR MANUAL APPLICATION OF CONNECTOR ONTO PC BOARD.
- 6 AMP PART NUMBER, DATE CODE MARKED THIS APPROXIMATE AREA. (APPLIES TO 650473-5 AND 650473-9, AND 7-650473-5 ONLY).
- 7 MARKING ON THIS SIDE.
- 8 POST FINISH: DIN 41612 CLASS 2 IN CONTACT AREA. TIN PLATE ON POSTS.
- 9 HOUSING MATERIAL: HIGH TEMPERATURE, GLASS FILLED, 94 V-0, COLOR: GRAY.



DETAIL Y
 TYPICAL OF 7-650473-5 ONLY

THIS DETAIL IS TYPICAL OF 650473-5, -9 & 2--5. SEE DETAIL Y FOR 7--5.



HOUSING MATERIAL	FINISH	POSITIONS LOADED	ROWS LOADED	NO. OF LOADED POSITIONS	PART NUMBER	
1	9	1-32	X	X	96	7-650473-5
1	4	1-32	X	X	96	2-650473-5
1	4	1-32	X	X	96	650473-9
1	4	1-32	X	X	96	650473-5

THIS DRAWING IS A CONTROLLED DOCUMENT.

APPROVED: D. RUBENDALL	DATE: 5/26/92	TYCO ELECTRONICS CORPORATION
DESIGNED: L. BRINER	DATE: 2/13/91	HARRISBURG, PA 17105-3608
CHECKED: D.C. RUBENDALL	DATE: 3/22/91	
PIN ASSEMBLY, EUROCARD, TYPE C		
SIZE: A1	SCALE: 5:1	SHEET 1 OF 1
WEIGHT: -	DRAWING NO: 00779	REV: -
CUSTOMER DRAWING	SCALE: 5:1	SHEET 1 OF 1