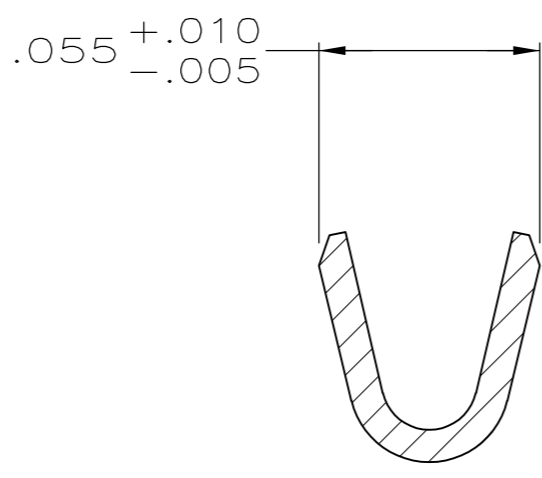
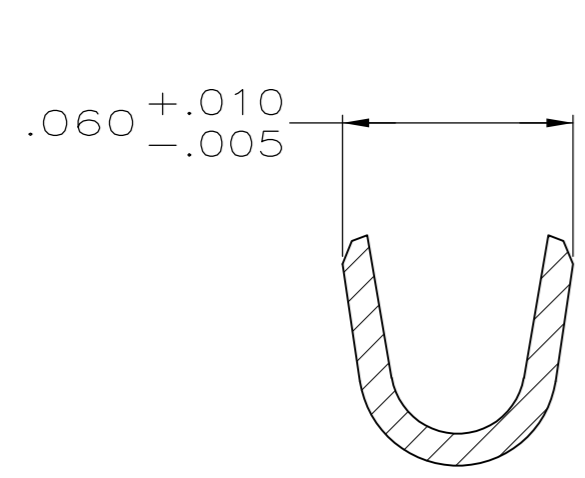
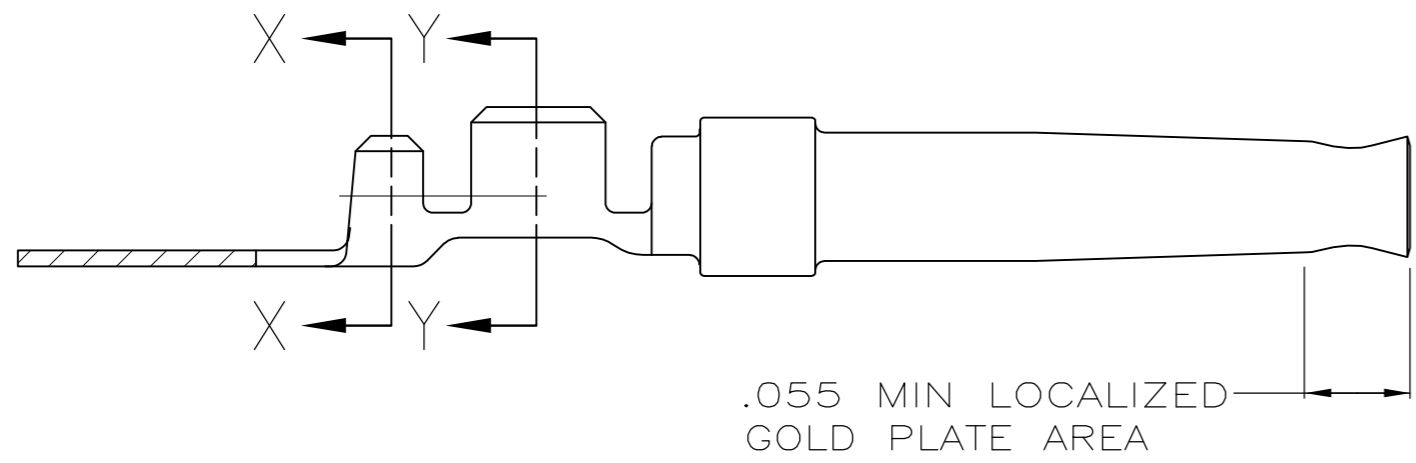
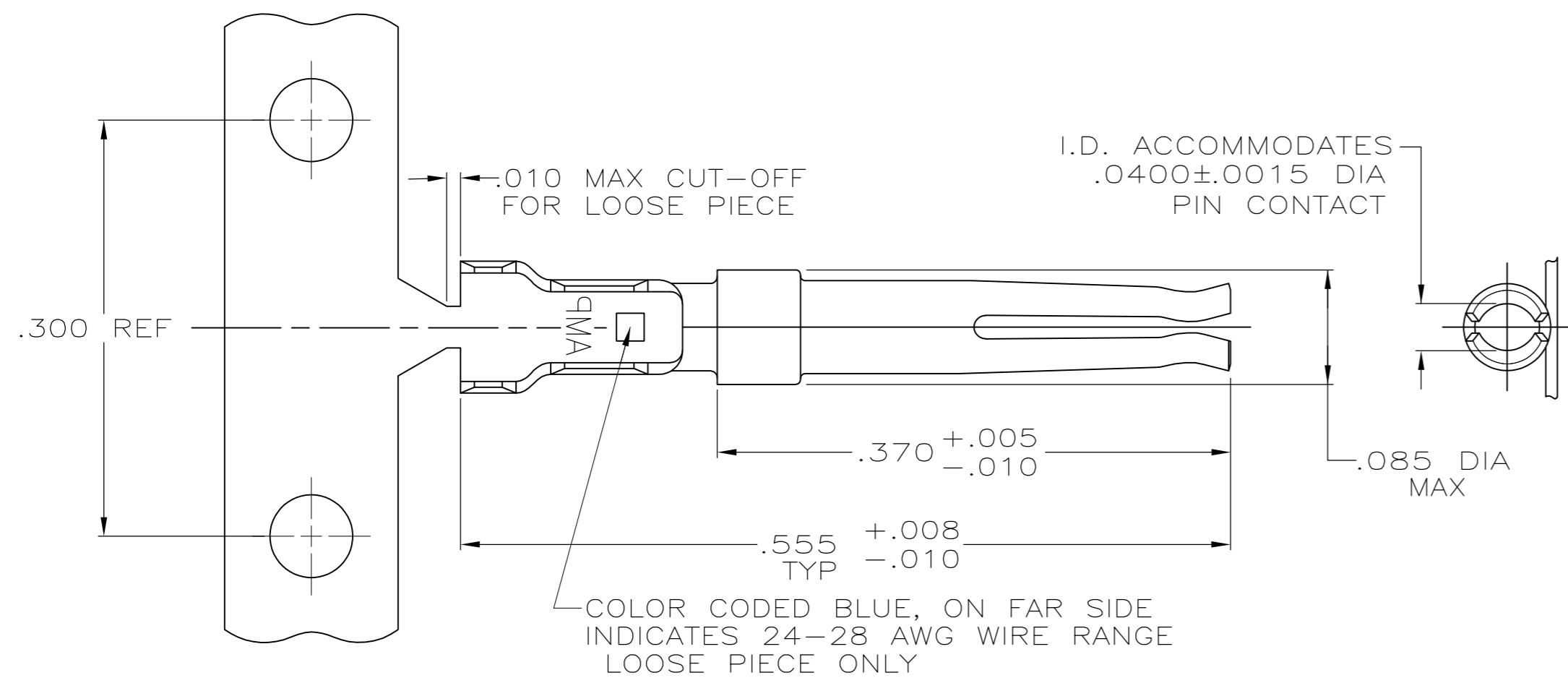


THIS DRAWING IS UNPUBLISHED. RELEASED FOR PUBLICATION
 © COPYRIGHT - By - ALL RIGHTS RESERVED.

LOC		DIST		REVISIONS			
P	LTR	DESCRIPTION	DATE	DWN	APVD		
GP	00	AR1	REVISED PER ECO-11-004835	11MAR11	RK	HMR	



- 1 FOR MINI-APPLICATOR AND STRIPPER CRIMPER.
- 2 FOR HAND TOOL USE ONLY.
- 3 FOR STANDARD APPLICATOR PART #566184 ONLY.
- 4. WIRE RANGE OF 24-28, INSULATION RANGE OF .030-.040.
- 5. GOLD PLATING MAY NOT APPEAR ON CARRIER STRIP.
- 6 GOLD PLATING PER MIL-G-45204, NICKEL PLATING PER QQ-N-290, TIN PLATING PER MIL-T-10727, COPPER PLATING PER MIL-C-14550.
- 7 PLATED WITH .000050 GOLD ON INSIDE OF LOCALIZED GOLD PLATE AREA, .000050 GOLD ON REMAINDER, ALL OVER .000050 NICKEL UNDERPLATE.
- 8 PLATED WITH .000030 GOLD ON INSIDE OF LOCALIZED GOLD PLATE AREA, GOLD FLASH ON REMAINDER, ALL OVER .000050 NICKEL UNDERPLATE.
OR
GOLD FLASH OVER PALLADIUM-NICKEL, .000030 TOTAL ON INSIDE OF LOCALIZED GOLD PLATE AREA, GOLD FLASH ON REMAINDER, ALL OVER .000050 NICKEL UNDERPLATE.
- 9 GOLD FLASH ON INSIDE OF LOCALIZED GOLD PLATE AREA, GOLD FLASH ON REMAINDER, ALL OVER .000030 NICKEL UNDERPLATE.
- 10 PLATED WITH .000100-.000200 TIN.
- 11 PLATED WITH .000050 GOLD ON INSIDE OF LOCALIZED GOLD PLATE AREA, GOLD FLASH ON REMAINDER, ALL OVER .000050 NICKEL UNDERPLATE.
- 12 PLATED WITH .000015 GOLD IN LOCALIZED GOLD PLATE AREA, GOLD FLASH ON REMAINDER, OVER .000050 NICKEL.
- 13 PLATED WITH GOLD FLASH IN LOCALIZED GOLD PLATE AREA, TIN PLATED WIRE BARRELS, OVER .000030 NICKEL.
- 14 PLATED WITH .000030 GOLD IN LOCALIZED GOLD PLATE AREA, TIN PLATED WIRE BARRELS, OVER .000050 NICKEL.
- 15 AMP ITALY PART NUMBER ONLY.

OBSELETE	STANDARD	FINISH	USE	TYPE	PART NUMBER
	STANDARD	13	3	STRIP	7-66505-0
	SMALL PACK	8	2	LOOSE PIECE	6-66505-9
SUPERSEDED BY 66505-9	STANDARD	14	2	LOOSE PIECE	6-66505-2
OBSELETE	STANDARD	14	1	STRIP	6-66505-0
OBSELETE	STANDARD	13	2	LOOSE PIECE	5-66505-9
OBSELETE	STANDARD	13	1	STRIP	5-66505-7
OBSELETE	STANDARD	12	1	STRIP	5-66505-5
	STANDARD	11	1	STRIP	2-66505-7
SUPERSEDED BY 5-66505-7	STANDARD	10	1	STRIP	1-66505-4
	STANDARD	9	3	STRIP	1-66505-3
OBSELETE	STANDARD	8	3	STRIP	1-66505-2
	STANDARD	9	2	LOOSE PIECE	1-66505-0
	STANDARD	8	2	LOOSE PIECE	66505-9
	STANDARD	7	2	LOOSE PIECE	66505-8
	STANDARD	9	1	STRIP	66505-4
	STANDARD	8	1	STRIP	66505-3
	STANDARD	7	1	STRIP	66505-2
	PACKAGING TYPE				

THIS DRAWING IS A CONTROLLED DOCUMENT.

DWN C.RICHARD 1-6-87
 CHK S.WELDON 1-7-87

TE Connectivity

SOCKET CONTACT, SIZE 20 DF, 24-28 AWG, W/ .030-.040 DIA INSULATION SUPPORT.

114-10000

PHOSPHOR BRONZE

SEE TABLE

SCALE 10:1 SHEET 1 OF 1 REV AR1