



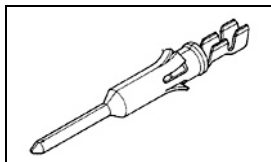
Have a Question?
Chat with a Product
Information Specialist

What can we help you find?

[Products](#) [Industries](#) [Resources](#) [About TE](#) [My Account](#) [Innovation](#) [Support Center](#)

66589-1 Product Details

[Share](#) [Print](#) [Email](#)



66589-1

TE Internal Number: 66589-1

Active

[View 3D PDF](#)

Multimate

Always EU RoHS/ELV Compliant (Statement of Compliance)

Product Highlights:

- Contact Type = Pin
- Contact Classification = Signal
- Type VI Series
- Tin Contact Plating, Mating Area, Material
- Wire Range = 0.80-1.40² [18-16] mm [AWG]

[View all Features](#)

Quick Links

- ▶ [Pricing & Availability](#)
- ▶ [Search for Tooling](#)
- ▶ [Product Feature Selector](#)
- ▶ [Contact Us About This Product](#)

[Add to My Part List](#) [Request Sample](#) [Find Similar Products](#) [Buy Product](#)

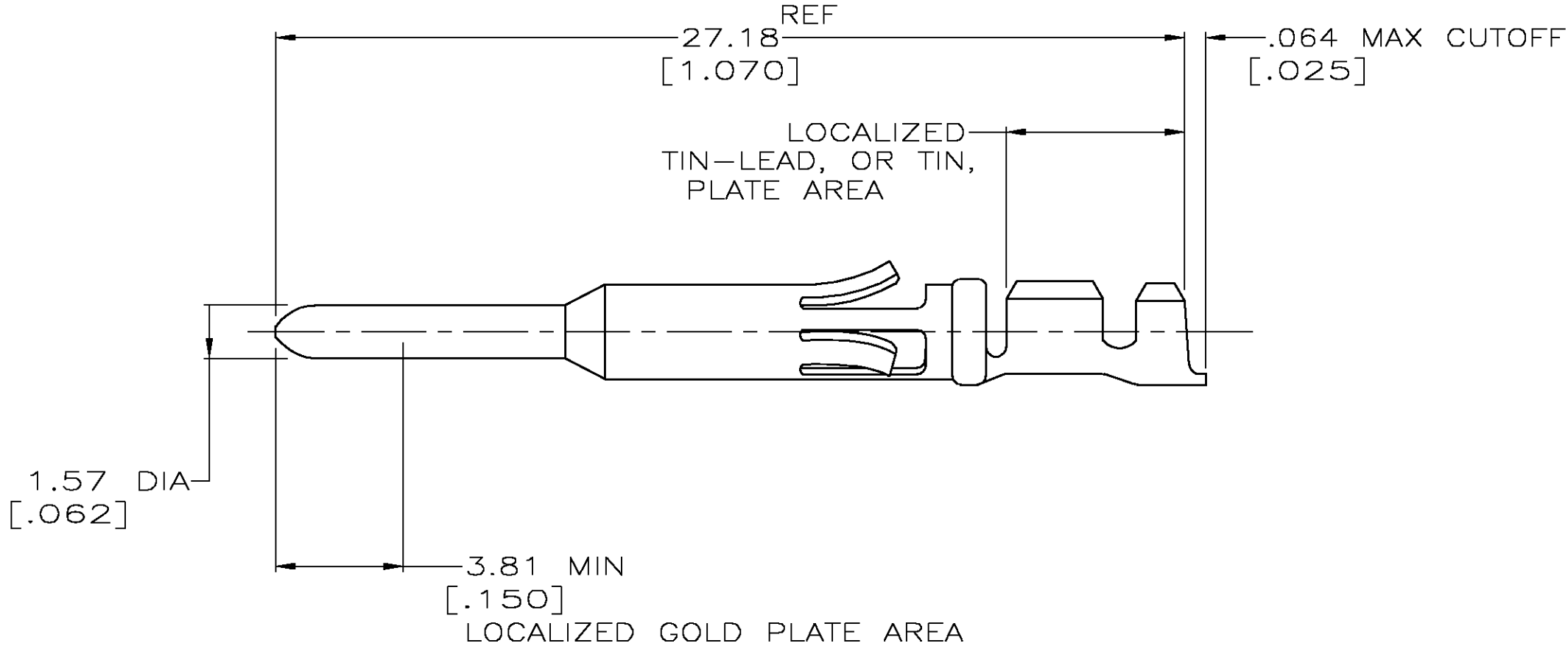
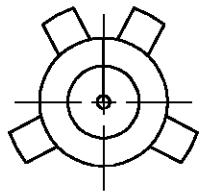
Documentation & Additional Information	
<p>Product Drawings:</p> <ul style="list-style-type: none"> • CONTACT, PIN, LOOSE PIECE, TYPE VI, MULTIMATE (PDF, English) <p>Catalog Pages/Data Sheets:</p> <ul style="list-style-type: none"> • None Available <p>Product Specifications:</p> <ul style="list-style-type: none"> • None Available <p>Application Specifications:</p> <ul style="list-style-type: none"> • Type VI Insulation Grip Contacts (PDF, English) <p>Instruction Sheets:</p> <ul style="list-style-type: none"> • Selection of Multimate Pin and Socket Contacts (PDF, English) <p>CAD Files: (CAD Format & Compression Information)</p> <ul style="list-style-type: none"> • 2D Drawing (DXF, Version F) • 3D Model (IGES, Version F) • 3D Model (STEP, Version F) 	<p>Additional Information:</p> <ul style="list-style-type: none"> • Product Line Information <p>Related Products:</p> <ul style="list-style-type: none"> • Tooling

[List all Documents](#)

Product Features (Please use the Product Drawing for all design activity)	
<p>Product Type Features:</p> <ul style="list-style-type: none"> • Insulation Support = Yes • Wire/Cable Type = Discrete Wire • Grade = Commercial <p>Electrical Characteristics:</p> <ul style="list-style-type: none"> • High Current = No • Test Current (A) = 13.0 <p>Termination Features:</p> <ul style="list-style-type: none"> • Termination End Plating = Tin • Termination Method to Wire/Cable = Crimp <p>Dimensions:</p> <ul style="list-style-type: none"> • Pin Diameter (mm [in]) = 1.57 [0.062] <p>Body Features:</p> <ul style="list-style-type: none"> • Wire Range (mm [AWG]) = 0.80-1.40² [18-16] • Spring Material = Stainless Steel • Used With = G Series Connectors 	<p>Contact Features:</p> <ul style="list-style-type: none"> • Contact Type = Pin • Contact Classification = Signal • Contact Plating, Mating Area, Material = Tin • Contact Base Material = Brass • Contact Size = 16 <p>Industry Standards:</p> <ul style="list-style-type: none"> • RoHS/ELV Compliance = RoHS compliant, ELV compliant • Lead Free Solder Processes = Not relevant for lead free process • RoHS/ELV Compliance History = Always was RoHS compliant <p>Conditions for Usage:</p> <ul style="list-style-type: none"> • Accepts Wire Insulation Diameter, Range (mm [in]) = 2.03 - 2.54 [0.080 - 0.100] • Applies To = Wire/Cable <p>Packaging Features:</p> <ul style="list-style-type: none"> • Packaging Method = Loose Piece/Bulk <p>Other:</p> <ul style="list-style-type: none"> • Series = Type VI • Brand = AMP • Comment = Wire strip length-- 3.96 [.156] for all wire sizes.

THIS DRAWING IS UNPUBLISHED. RELEASED FOR PUBLICATION
 © COPYRIGHT BY TYCO ELECTRONICS CORPORATION. ALL RIGHTS RESERVED.

LOC	DIST	REVISIONS					
BD	39	P	LTR	DESCRIPTION	DATE	DWN	APVD
		F		0G3B-0317-03	24APR03	TK	GS



- 1. WIRE RANGE 18-16 AWG.
- 2. INSULATION RANGE .100-.080 DIA.
- 3. FOR STRIP PART SEE DWG 66579.
- ④ 0.76 μm [.000030] MIN GOLD IN LOCALIZED GOLD PLATE AREA, 1.27 μm [.000050] MIN TIN-LEAD IN LOCALIZED TIN-LEAD PLATE AREA, BOTH OVER 1.27 μm [.000050] MIN NICKEL.
- ⑤ TIN PLATED.
- ⑥ GOLD PLATING PER MIL-G-45204, TIN PER MIL-T-10727 AND NICKEL PER QQ-N-290.
- ⑦ 0.76 μm [.000030] MIN GOLD IN LOCALIZED GOLD PLATE AREA, 1.27 μm [.000050] MIN TIN IN LOCALIZED TIN PLATE AREA, BOTH OVER 1.27 μm [.000050] MIN NICKEL.

⑦	66589-4
④	66589-2
⑤	66589-1
FINISH	FINISH

THIS DRAWING IS A CONTROLLED DOCUMENT.		DWN C.OBERMAN 08/25/92	Tyco Electronics Corporation Harrisburg, Pa															
DIMENSIONS: INCHES		CHK W.G.LENKER 9-3-92																
TOLERANCES UNLESS OTHERWISE SPECIFIED:		APVD A. TRAVIS A.TRAVIS 9-3-92	NAME CONTACT, PIN, LOOSE PIECE, TYPE VI, MULTIMATE															
<table border="1"> <tr><td>0 PLC</td><td>± -</td></tr> <tr><td>1 PLC</td><td>± -</td></tr> <tr><td>2 PLC</td><td>± 0.13 [.005]</td></tr> <tr><td>3 PLC</td><td>± -</td></tr> <tr><td>4 PLC</td><td>± -</td></tr> <tr><td>ANGLES</td><td>± -</td></tr> </table>		0 PLC	± -	1 PLC	± -	2 PLC	± 0.13 [.005]	3 PLC	± -	4 PLC	± -	ANGLES	± -	PRODUCT SPEC -	SIZE A3	CAGE CODE 00779	DRAWING NO C-66589	RESTRICTED TO -
0 PLC	± -																	
1 PLC	± -																	
2 PLC	± 0.13 [.005]																	
3 PLC	± -																	
4 PLC	± -																	
ANGLES	± -																	
MATERIAL BRS PER MIL-C-50		FINISH ⑥ SEE TABLE	SCALE 6:1		SHEET 1 OF 1	REV F												
CUSTOMER DRAWING																		