

SR Series



UL Recognized
CSA Certified
VDE Approved



SR Series

The SR series includes a full line of popular AC receptacles. These male and female power line connectors include snap-in and flange mounted models.

Specifications

Operating voltages:	120/250 VAC
Materials:	
Insulator	Thermoplastic (UL V-2 flame class)
Prongs	Solid brass, nickel plated
Terminals	Brass, tin plated
Temperature Rating:	For "cold" connections, 65°C

AC Connectors

Part Number	Current Rating @UL/CSA	Current Rating @VDE	Input Configuration	Output Terminals		Mounting	
				Style	Terminal Dimensions (in./mm)	Style	Panel Thickness (in./mm)▲
6ESRM-P	15	10	Male	PC Terminals	Fit .063/1.6 Hole	Flange	–
6ESRM-3	15	10	Male	Quick Disconnect	25 x .032/ 6.3 x 0.8	Flange	–
6ESRMC2	15	10	Male	Quick Disconnect	.187 x .032/ 4.8 x 0.8	Snap-in	.059/1.5
6ESRFC3	15*	10	Female	Quick Disconnect	.25 x .032/ 6.3 x 0.8	Snap-in	.059/1.5
6ESRF-3	15*	10	Female	Quick Disconnect	.25 x .032/ 6.3 x 0.8	Flange	–

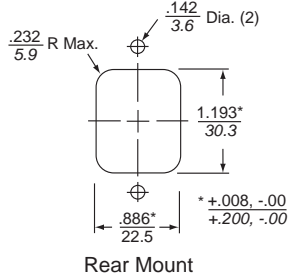
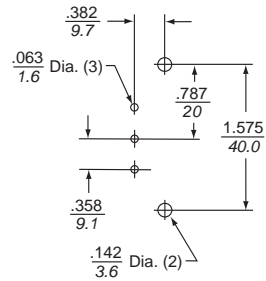
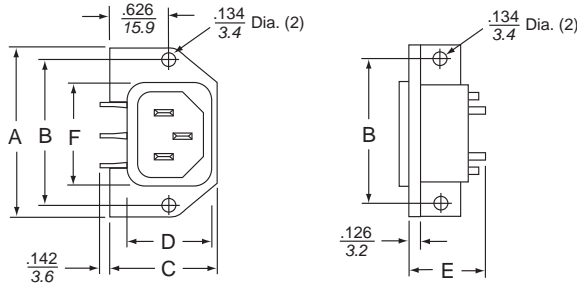
* UL recognized and CSA certified for 15 amps at 125V. VDE approved for 10 amps at 250V.
▲ Panel thickness tolerance is ±.004 [*±.10*]



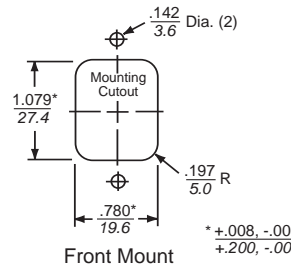
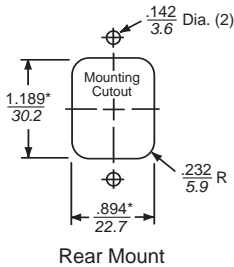
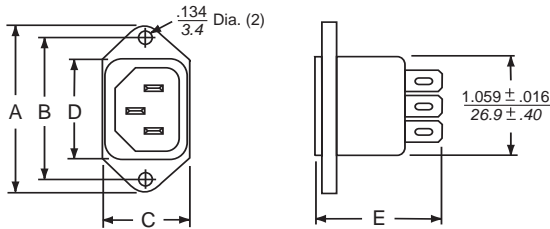
SR Series

Case Styles

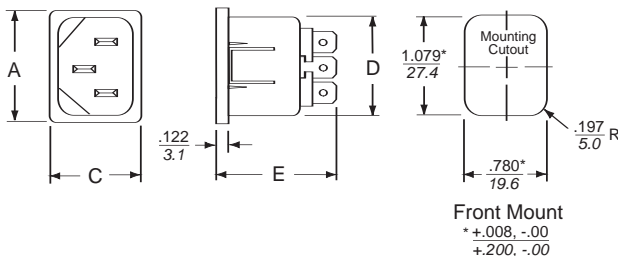
6ESRM-P (Flange)



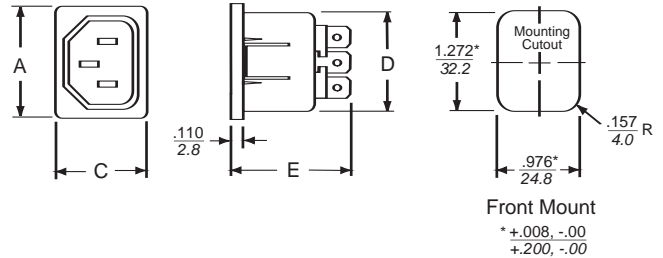
6ESRM-3 (Flange)



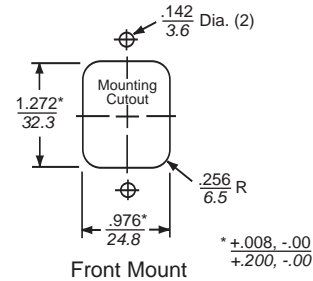
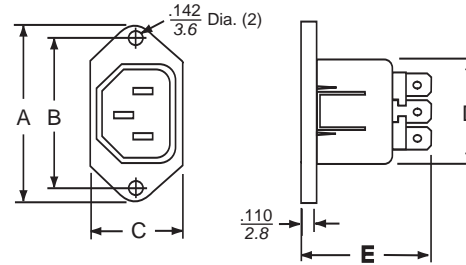
6ESRMC2 (Snap-in)



6ESRFC3 (Snap-in)



6ESRF (Flange)



Case Dimensions

Part No.	A (max)	B ± 0.017 - 0.006 ± 0.43 - 0.15	C (max)	D (max)	E (max)	F (max)
6ESRM-P	1.969 50.0	1.575 40.0	1.11 28.2	0.88 22.4	1.051 26.7	1.192 30.28
6ESRM-3	1.977 50.2	1.575 40.0	0.896 22.8	1.187 30.1	1.224 31.09	—
6ESRMC2	1.197 30.4	—	0.892 22.7	1.078 27.4	1.205 30.6	—
6ESRFC3	1.39 35.3	—	1.11 28.2	1.258 31.95	1.406 35.7	—
6ESRF-3	1.969 50.0	1.575 40.0	1.154 29.3	1.258 31.95	1.406 35.6	—