


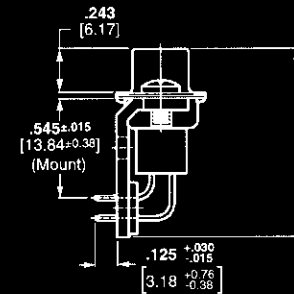
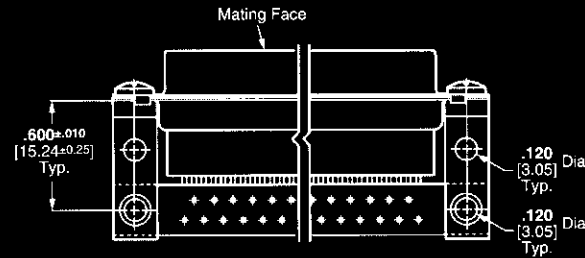
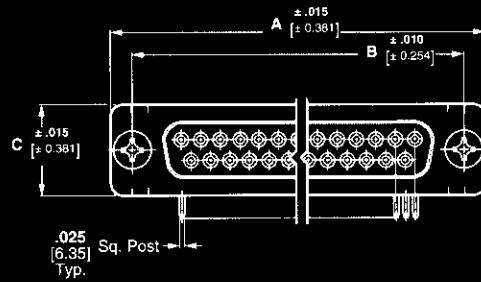
HD-20 Full Metal-Shell Right-Angle Posted Connectors 545 Mount (Continued)

Post Size—.025 [0.64] Sq.

Receptacle



With 4-40 Female Screwlocks



Material and Finish:

Shell—Steel, tin plated

Insert—94V-0 rated thermoplastic, black

Female Screwlock—Steel, zinc plated

Socket Contacts (Posted)—Phosphor bronze, duplex plated as follows:

A—000030 [0.00076] gold on mating end, tin-lead on termination end, with entire contact nickel underplated

B—Gold flash on mating end, tin-lead on termination end, with entire contact nickel underplated

Technical Documents:

Product Specification—108-40025

Application Specification—114-40013

Shell Size	No. of Contact Positions	Dimensions				Contact Finish (Plating Code)	Receptacle Part Numbers	
		A	B	C	E		With Standard Mounting Screws	With Female Screwlocks
1	9	1.213	.984	.494	1.033	A	745112-2	747020-2
		30.81	24.99	12.55	26.24	B	—	747020-1
2	15	1.541	1.312	.494	1.033	A	745113-2	747021-2
		39.14	33.33	12.55	26.24			
3	25	2.088	1.852	.494	1.033	A	745114-2	745536-2
		53.04	47.04	12.55	26.24			
4	37	2.729	2.500	.494	1.033	A	745115-2	—
		69.32	63.50	12.55	26.24			
5	50	2.635	2.406	.605	1.153	A	745116-2	747193-2
		66.93	61.11	15.37	29.29	B	745116-1	747193-1

- Notes:**
1. All receptacles are preloaded with size 20 DF posted socket contacts.
 2. Recommended pc board thickness is .093 [2.36] max.
 3. Male screw retainers are used as mating hardware for connectors with 4-40 female screwlocks.

.545 [13.84] Board Mount Footprint