

Distributed by:

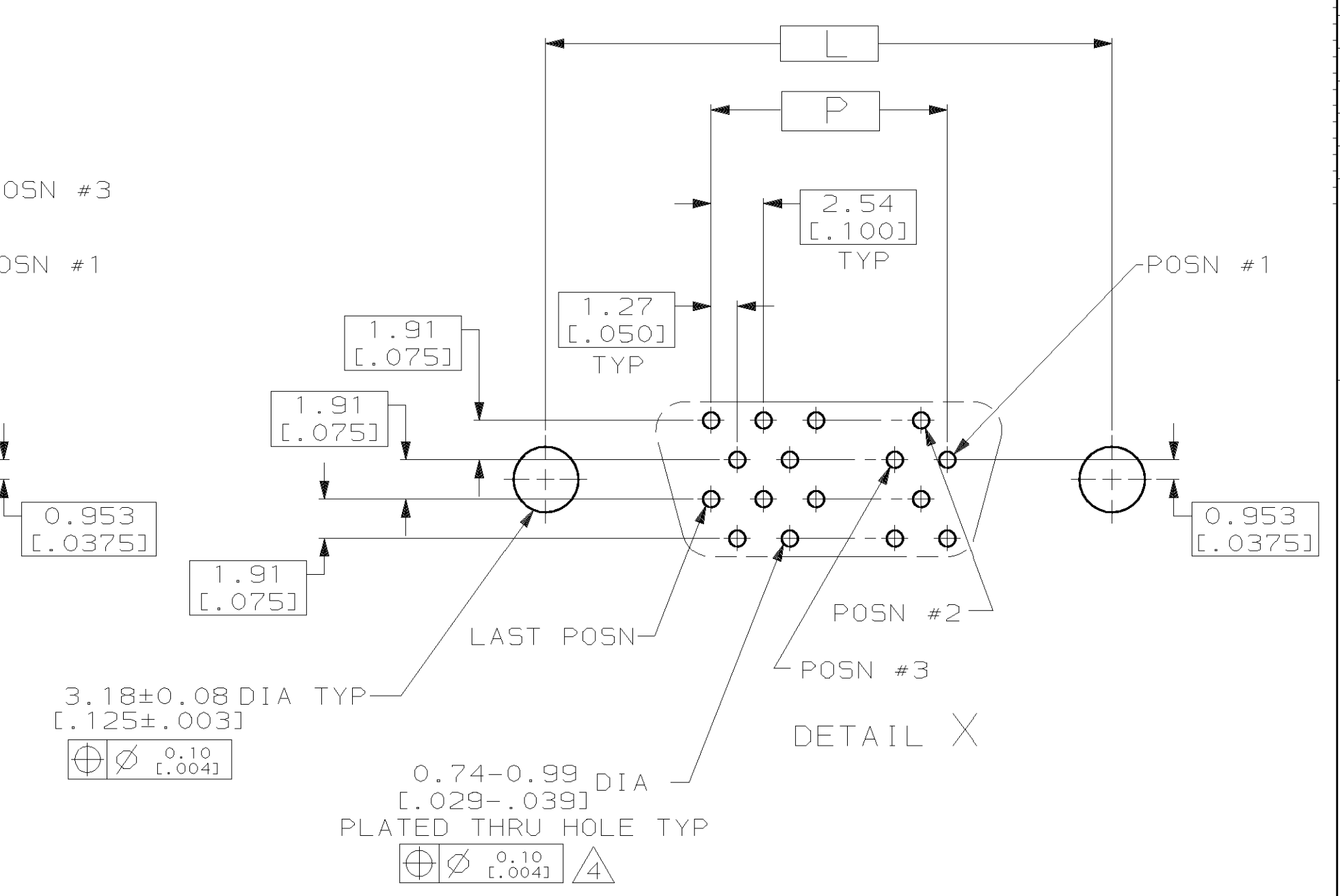
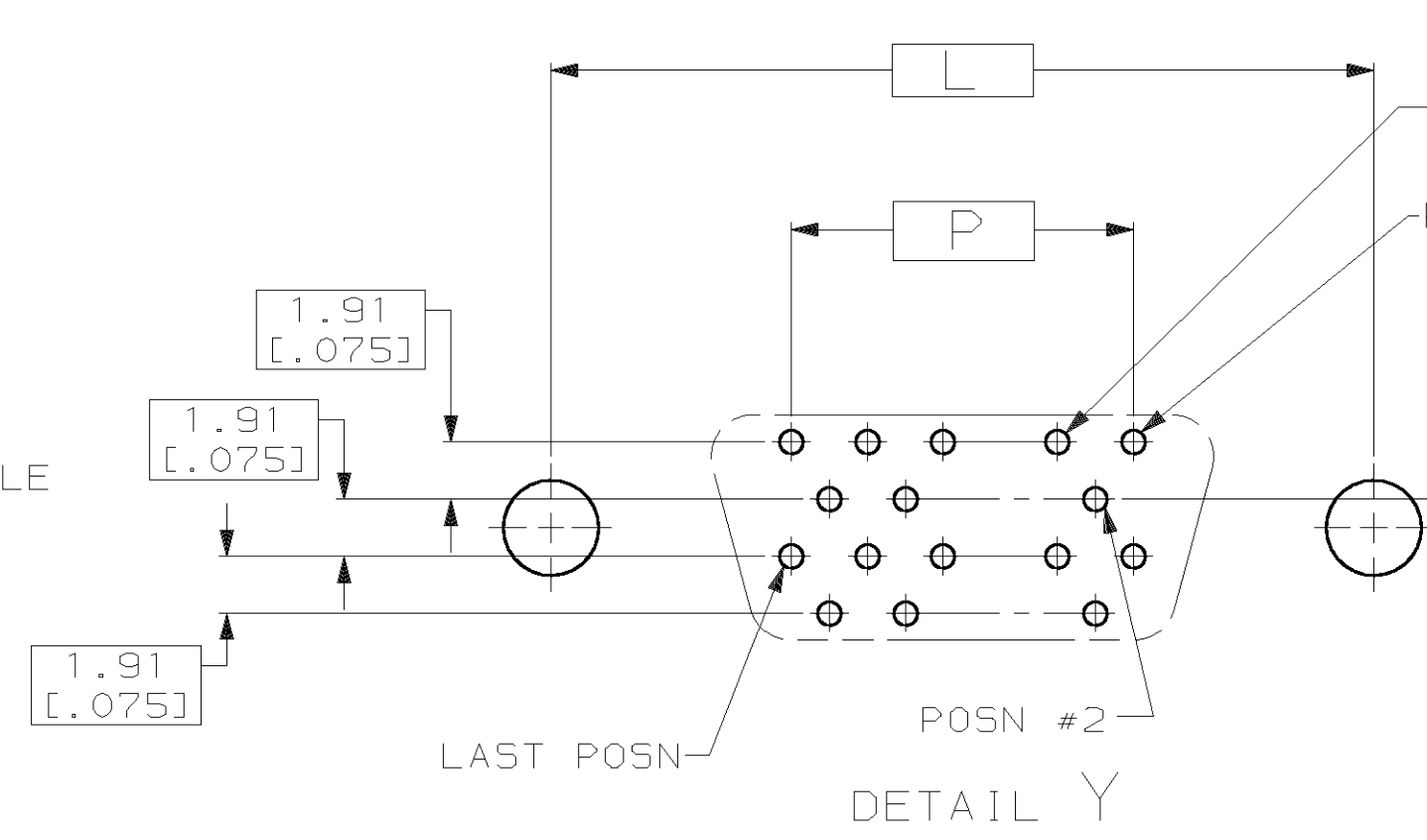
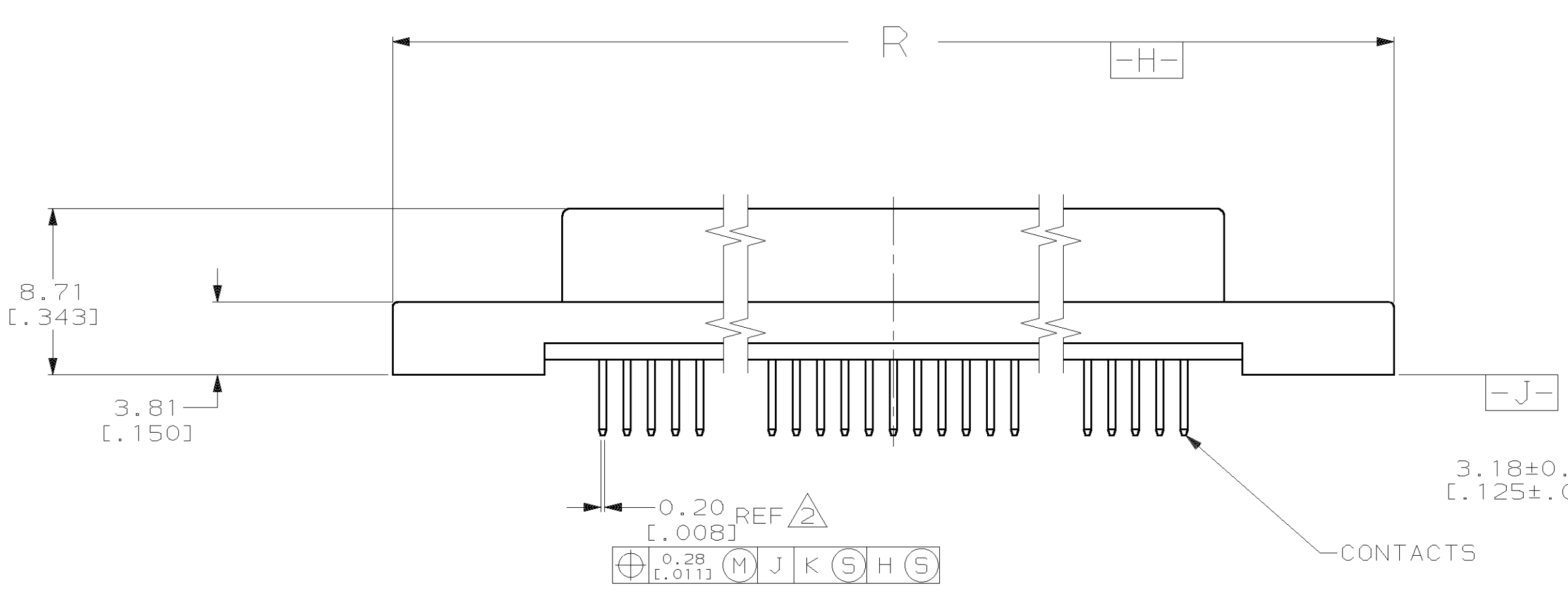
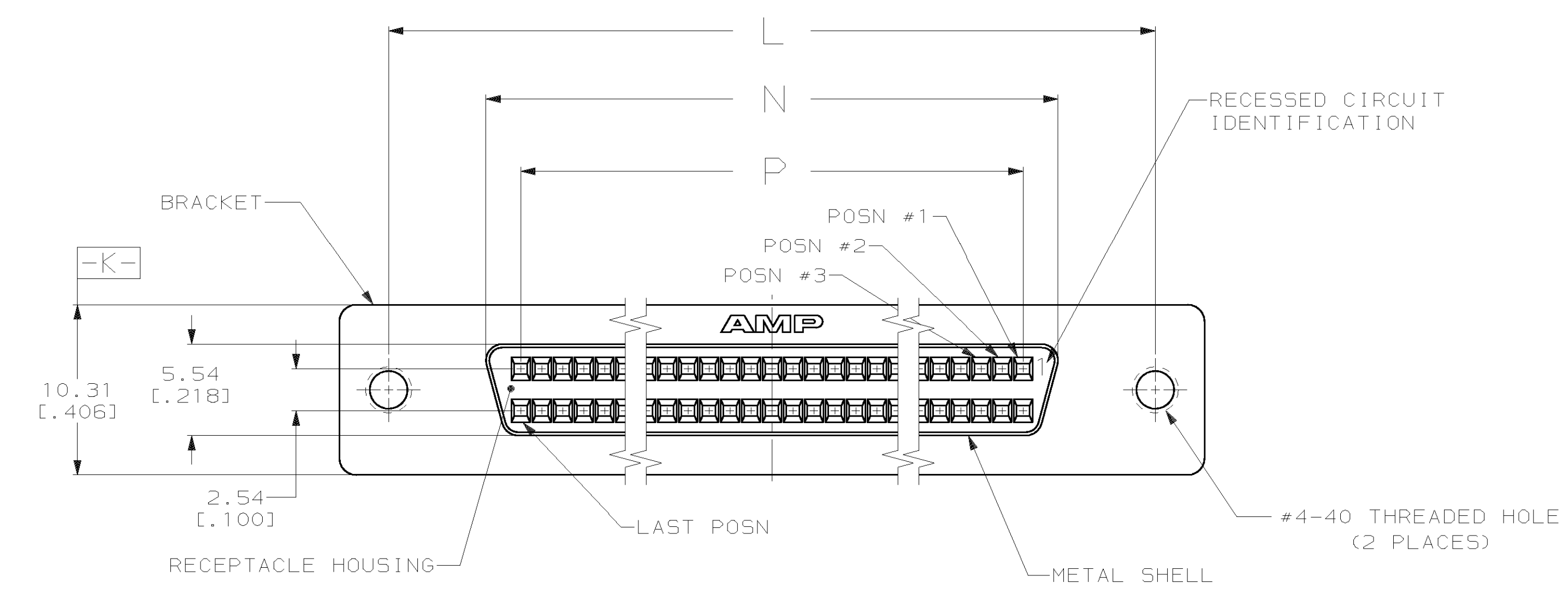
JAMECO[®]
ELECTRONICS

www.Jameco.com ♦ 1-800-831-4242

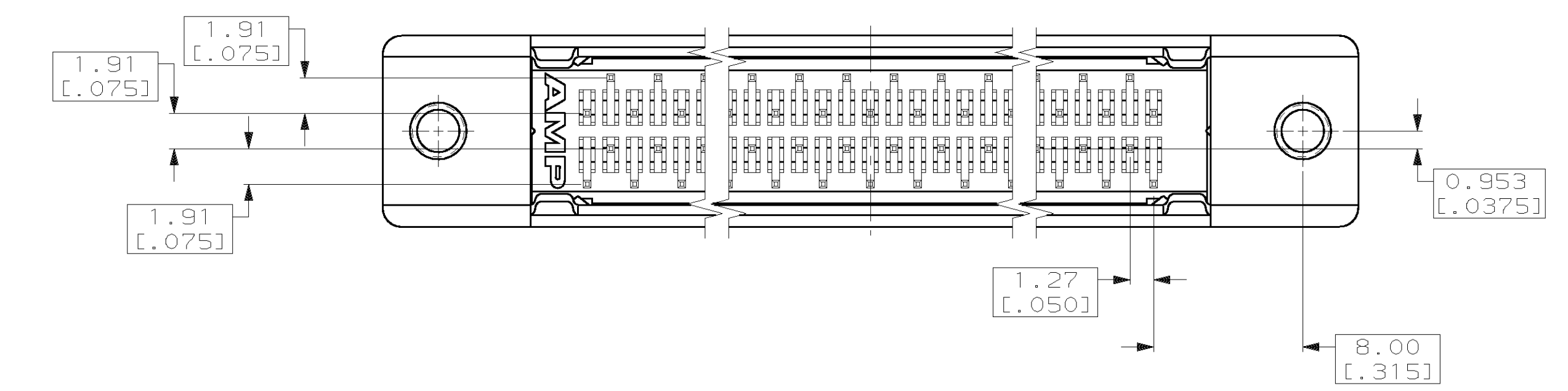
The content and copyrights of the attached
material are the property of its owner.

Jameco Part Number 838217

LOC	DIST	P	F	ZONE	LTR	DESCRIPTION	DATE	APPD
BD	95				F	REVISED PER 051C-0028-99	13 JAN 00	CF



P.C. BOARD MOUNTING DIMENSIONS
(CONNECTOR SIDE)



- ▲ GOLD PLATED .000762-.000889 [.000030-.000035] THICK ON MATING END, TIN-LEAD PLATED .003048-.007620 [.000120-.000300] THICK ON SOLDER LEAD, ALL OVER .001270-.002540 [.000050-.000100] THICK NICKEL.
- ▲ POSITION TOLERANCE APPLIES AT TIP ONLY.
- ▲ MATERIAL: CONTACTS-PHOSPHOR BRONZE, RECEPTACLE HOUSING-UL V-0 RATED THERMOPLASTIC COLOR BLACK, BRACKET-ZINC, METAL SHELL-CARBON STEEL.
- ▲ ACTUAL HOLE SIZE USED WILL DEPEND ON TRACE ROUTING REQUIREMENTS BETWEEN HOLES AND CONNECTOR PLACEMENT TECHNIQUE.
- ▲ 5.08μm [.000200] MIN NICKEL OVER 1.27μm [.000050] MIN COPPER.

X	84.20 [3.315]	62.23 [2.450]	66.45 [2.616]	78.23 [3.080]	100	749070-9
X	63.88 [2.515]	41.91 [1.650]	46.13 [1.816]	57.91 [2.280]	68	749070-7
Y	52.45 [2.065]	30.48 [1.200]	34.70 [1.366]	46.48 [1.830]	50	749070-5
PWB PATTERN	R	P	N	L	NO. OF POSN	PART NO

DO NOT SCALE PRINT. UNLESS SPECIFIED DIMENSIONS IN mm [INCHES] TOLERANCES ON: 2 PLC DEC ± 0.12 [.005] 3 PLC DEC ± - ANGLES ± -	DR 5-2-89 JOHN A. ROOT CHK 5-2-89 M. A. VISELLI APPD 5-3-89 D. GRIESEMER APPD 5-4-89 R. WHITEMAN	AMP INCORPORATED Harrisburg, Pa. 17105		
MATERIAL ▲	PRODUCT SPEC -		NAME RECEPTACLE ASSEMBLY, SHIELDED, VERTICAL, AMPLIMITE .050 Series	
FINISH CONTACT: ▲ METAL SHELL: ▲ BRACKET: NICKEL	APPLICATION SPEC -	SIZE D	FSCM NO 00779	DRAWING NO 749070
	WEIGHT -	SCALE 4:1	SHEET 1 OF 1	