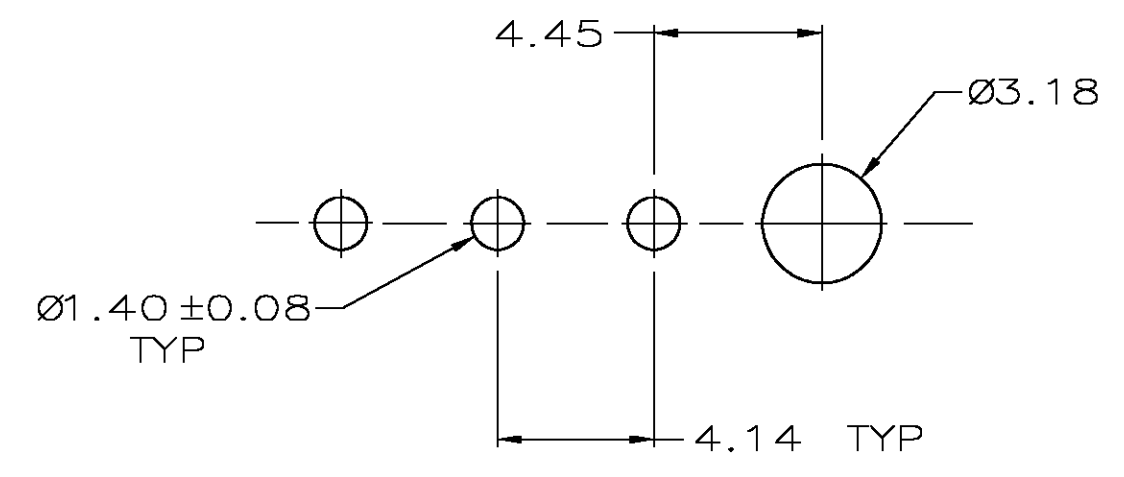
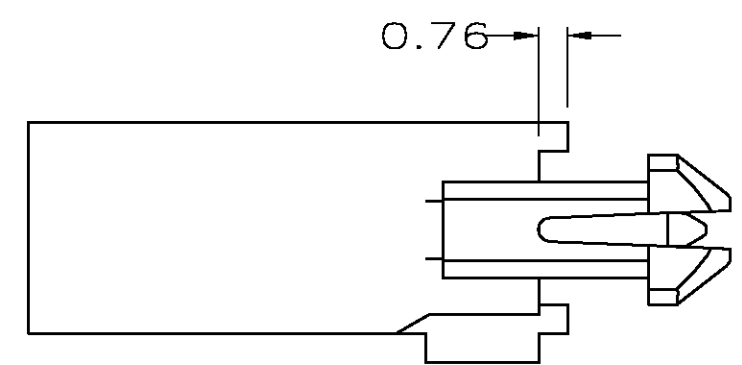
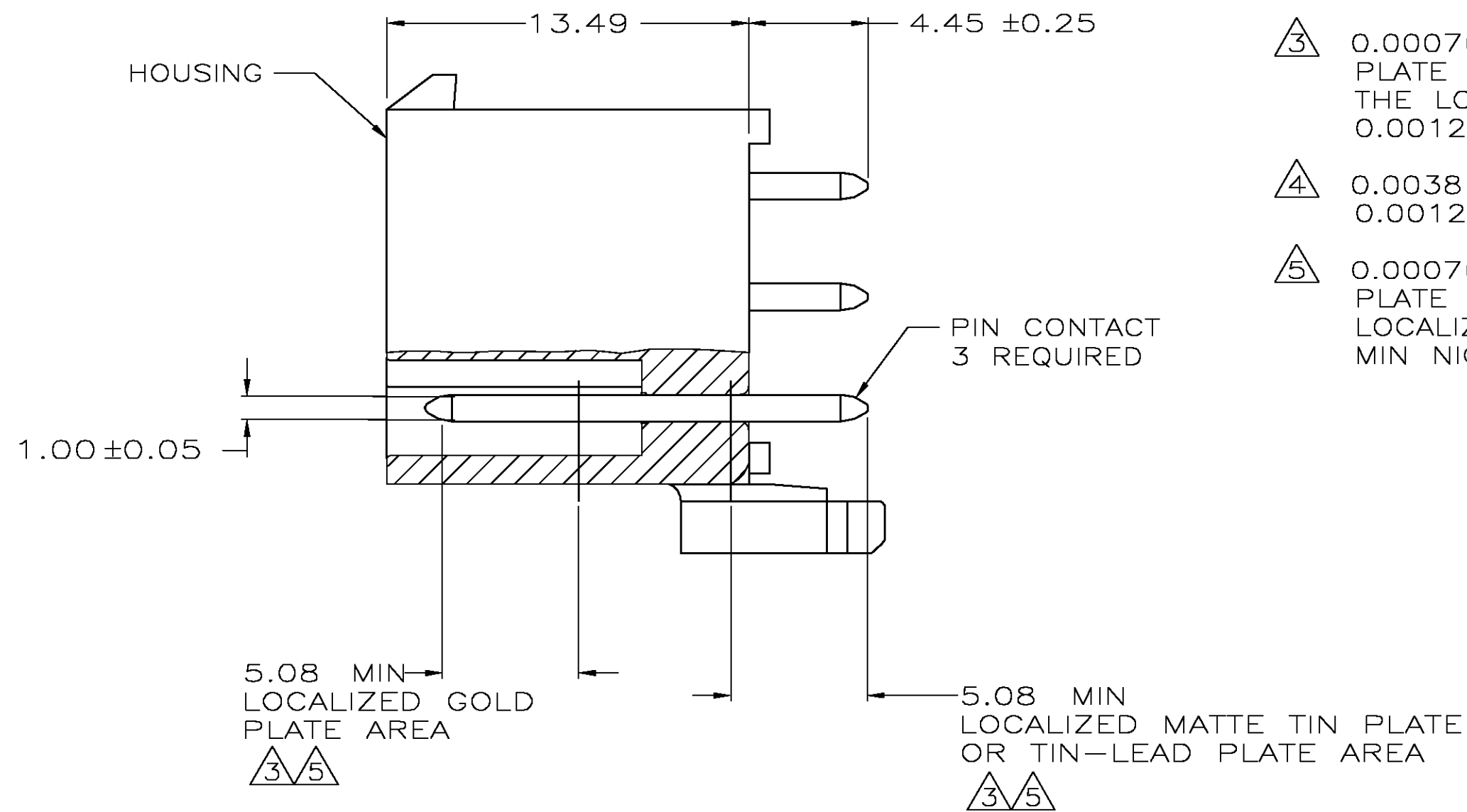
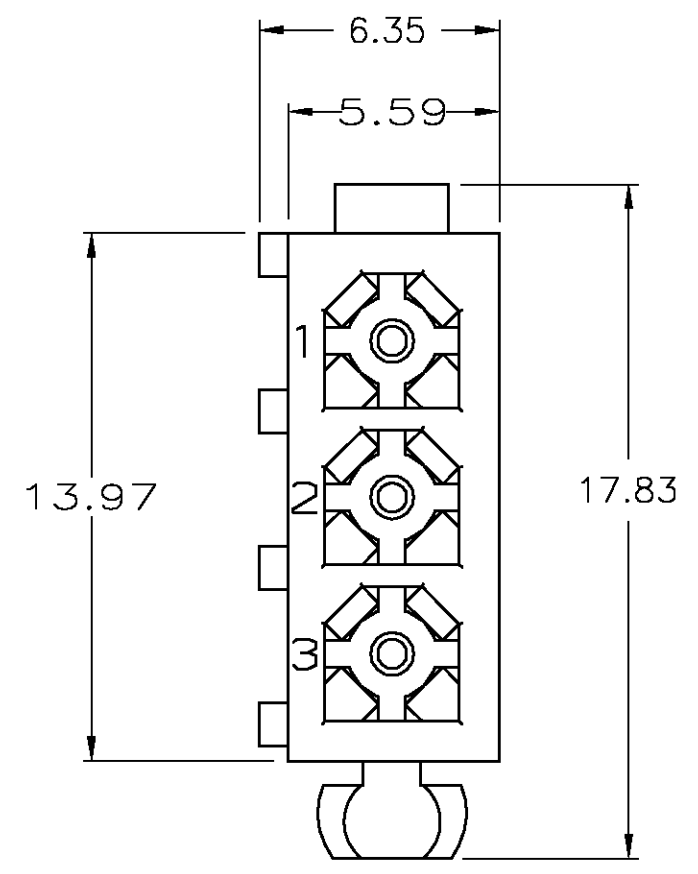


THIS DRAWING IS UNPUBLISHED. RELEASED FOR PUBLICATION
 © COPYRIGHT BY TYCO ELECTRONICS CORPORATION. ALL RIGHTS RESERVED.

LOC	DIST	REVISIONS			
P	LTR	DESCRIPTION	DATE	DWN	APVD
CM	0	L	REVISED PER 0G3B-0211-05	6/8/05	SS RJ



RECOMMENDED LAYOUT FOR 1.57 THICK BOARD
 TOLERANCES NON-ACCUMULATIVE

- PINS TO COMPLY WITH AMP SOLDERABILITY SPEC. 109-11-3.
- 0.00381 MIN MATTE TIN LEAD PLATE OVER 0.00127 MIN NICKEL.
- 0.00076 MIN GOLD PLATE IN THE LOCALIZED PLATE AREA, 0.00381 MATTE TIN LEAD IN THE LOCALIZED PLATE AREA, BOTH OVER 0.00127 MIN NICKEL.
- 0.00381 MIN MATTE TIN PLATE OVER 0.00127 MIN NICKEL.
- 0.00076 MIN GOLD PLATE IN THE LOCALIZED PLATE AREA, 0.00381 MATTE TIN IN THE LOCALIZED PLATE AREA, BOTH OVER 0.00127 MIN NICKEL.

MATERIAL	FINISH	MATERIAL	COLOR	PART NO.
BRASS, GOLD	5	NYLON, UL94V-0	WHITE	1-770170-1
BRASS, TIN	4	NYLON, UL94V-0	WHITE	1-770170-0
BRASS, GOLD	3	NYLON, UL94V-0	WHITE	770170-2
BRASS, TIN-LEAD	2	NYLON, UL94V-0	WHITE	770170-1

THIS DRAWING IS A CONTROLLED DOCUMENT.

DIMENSIONS: mm	TOLERANCES UNLESS OTHERWISE SPECIFIED:	DWN S CARPENTER 08JUN05	Tyco Electronics Corporation Harrisburg, Pa 17105-3608
		CHK R JONES 28JUL2003	
		APVD R JONES 28JUL2003	
		PRODUCT SPEC	
MATERIAL	FINISH	WEIGHT	NAME: HEADER ASSEMBLY, 3 CKT, MINI UNIVERSAL MATE-N-LOK SIZE: A2 CAGE CODE: 00779 DRAWING NO: C=770170 RESTRICTED TO:
		CUSTOMER DRAWING	SCALE: 1:1 SHEET 1 OF 1 REV L