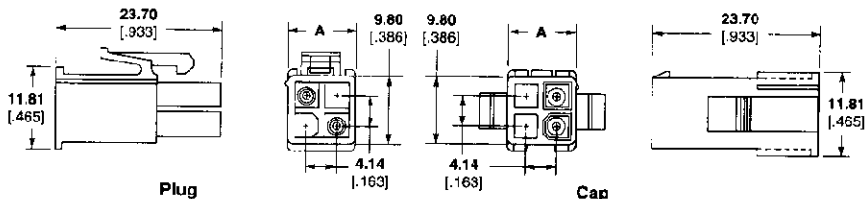


**Housings (Continued)**

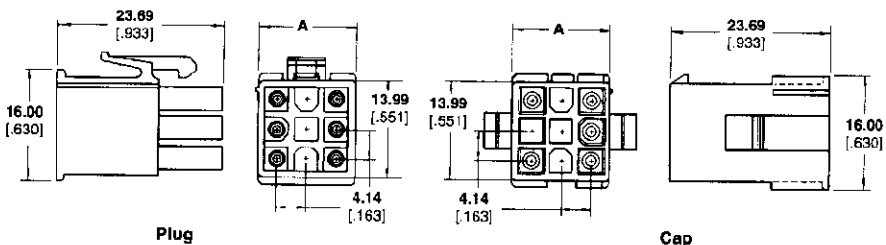
Centerline Spacing — 4.14 [.163]

**4 and 6 Circuit, Dual Row**



**9, 12 and 15 Circuit, Free Hanging or Panel Mount, Matrix**

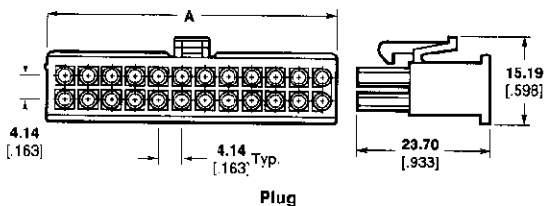
Mating Headers — page 397



Number of Circuits	Dim. A	Housing Part Numbers <sup>1</sup>			
		UL 94V-0 Nylon, White Color		UL 94V-2 Nylon, Natural Color	
		Plug	Cap	Plug	Cap
4	9.8 [.386]	172167-1	172159-1	172338-1	172330-1
6	14.00 [.551]	172168-1	172160-1	172339-1	172331-1
9	13.99 [.551]	172169-1	172161-1	172340-1	172332-1
12	18.19 [.716]	172170-1	172162-1	172341-1	172333-1
15	22.40 [.882]	172171-1	172163-1	172342-1	172334-1

<sup>1</sup>Housing part numbers shown in table are all natural color. Other colors, red, green, blue, black, are also available. To order connectors in these colors use the appropriate dash numbers as follows: Red 1-XXXXXX-2, Green 1-XXXXXX-5, Blue 1-XXXXXX-6, Black 1-XXXXXX-9

**8 thru 24 Circuit, Free Hanging, Dual Row**



Number of Circuits	Dim. A	UL 94V-0 Nylon, White Color Plug Part Number
8	18.14 [.714]	770579-1
10	22.28 [.877]	770580-1
12	26.42 [1.040]	770581-1
14	30.56 [1.203]	770582-1
16	34.70 [1.366]	770583-1
18	38.84 [1.529]	770584-1
20	42.98 [1.692]	770585-1
22	47.12 [1.855]	770586-1
24	51.26 [2.018]	770587-1