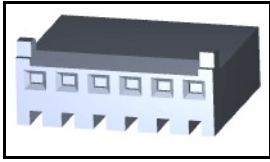


770602-6 Product Details

[Share](#) [Print](#) [Email](#)




770602-6

TE Internal Number: 770602-6

 **Active**

[View 3D PDF](#)

MTA, CST-100 II, MT-6 and SL Connectors and Headers

 Always EU RoHS/ELV Compliant
(Statement of Compliance)

Product Highlights:

- CST-100 Product Line
- CST Series
- Wire-to-Wire
- Applies To Wire/Cable
- Connector

[View all Features](#)

Quick Links

- ▶ [Pricing & Availability](#)
- ▶ [Search for Tooling](#)
- ▶ [Product Feature Selector](#)
- ▶ [Contact Us About This Product](#)

[Add to My Part List](#)

[Request Sample](#)

[Find Similar Products](#)

[Buy Product](#)

Documentation & Additional Information

Product Drawings:

- [HOUSING, CST-100](#) (PDF, English)

Catalog Pages/Data Sheets:

- None Available

Product Specifications:

- [.100 Inch Centerline Crimp-Snap Connectors](#) (PDF, English)

Application Specifications:

- [CST-100 Connectors for Crimp Snap Terminals](#) (PDF, English)

Instruction Sheets:

- [CST-100 and CST-100 II Receptacles Visual Training ...](#) (PDF, English)
- [CST-100 Receptacles Visual Training Aid \(Contact Ins...](#) (PDF, English)
- [CST-100 and CST-100 II Receptacles Visual Training A...](#) (PDF, English)
- [CST-100 Receptacles Visual Training Aid \(Lance Position\)](#) (PDF, English)

CAD Files: (CAD Format & Compression Information)

- [2D Drawing](#) (DXF, Version P)
- [3D Model](#) (IGES, Version P)
- [3D Model](#) (STEP, Version P)

[List all Documents](#)

Additional Information:

- [Product Line Information](#)

Related Products:

- [Tooling](#)

Product Features (Please use the Product Drawing for all design activity)

Product Type Features:

- Product Line = CST-100
- Series = CST
- Product Type = Connector
- Connector Type = Housing
- PCB Mount Retention = Without
- PCB Mount Alignment = Without
- Strain Relief = Without
- Sealed = No
- UL File Number = E28476
- CSA File Number = LR7189

Configuration Features:

- [Number of Positions](#) = 6
- [Post Number\(s\) Omitted](#) = None
- [Backwall/Post Interruption\(s\)](#) = Without
- [Number of Rows](#) = 1

Industry Standards:

- [RoHS/ELV Compliance](#) = RoHS compliant, ELV compliant
- [Lead Free Solder Processes](#) = Not relevant for lead free process
- [RoHS/ELV Compliance History](#) = Always was RoHS compliant

Mechanical Attachment:

- Contact Retention = Without
- Mating Retention Type = Latching
- [Panel Mount Retention](#) = Without

Electrical Characteristics:

- Operating Voltage Reference = AC
- Operating Voltage (VAC) = 250

Body Features:

- Mating Retention = With
- Assembly Integration Feature = Without

Contact Features:

- Contact Type = Socket
- Multiple Contact Types = Without

Housing Features:

- Connector Style = Receptacle
- Centerline (mm [in]) = 2.54 [0.100]
- Housing Material = Nylon
- Housing Color = Natural
- [Mating Alignment](#) = With
- Mating Alignment Type = Polarizing Tab
- UL Flammability Rating = UL 94V-0

- Agency/Standard = CSA, UL
- UL Rating = Recognized
- CSA Rating = Certified

Environmental:

- Operating Temperature (°C [°F]) = -55 - +105 [-67 - +221]

Conditions for Usage:

- [Applies To](#) = Wire/Cable
- For Use With = .025 inch Square Post Headers

Operation/Application:

- Application Use = Wire-to-Wire

Packaging Features:

- Packaging Method = Bag
- Packaging Quantity = 500

Other:

- Brand = AMP
- Comment = Accepts Contact Part No. 770601-1 & MTA-100 Keying Plug p/n 641994-1

Corporate Information

[About TE](#)
[Investors](#)
[News Room](#)
[Supplier Portal](#)
[Careers](#)
[Terms & Conditions](#)
[Privacy Policy](#)


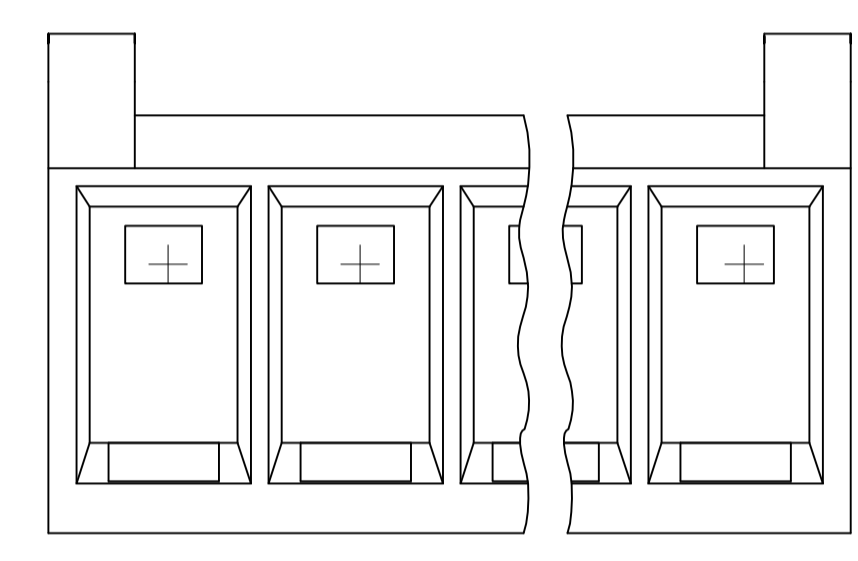
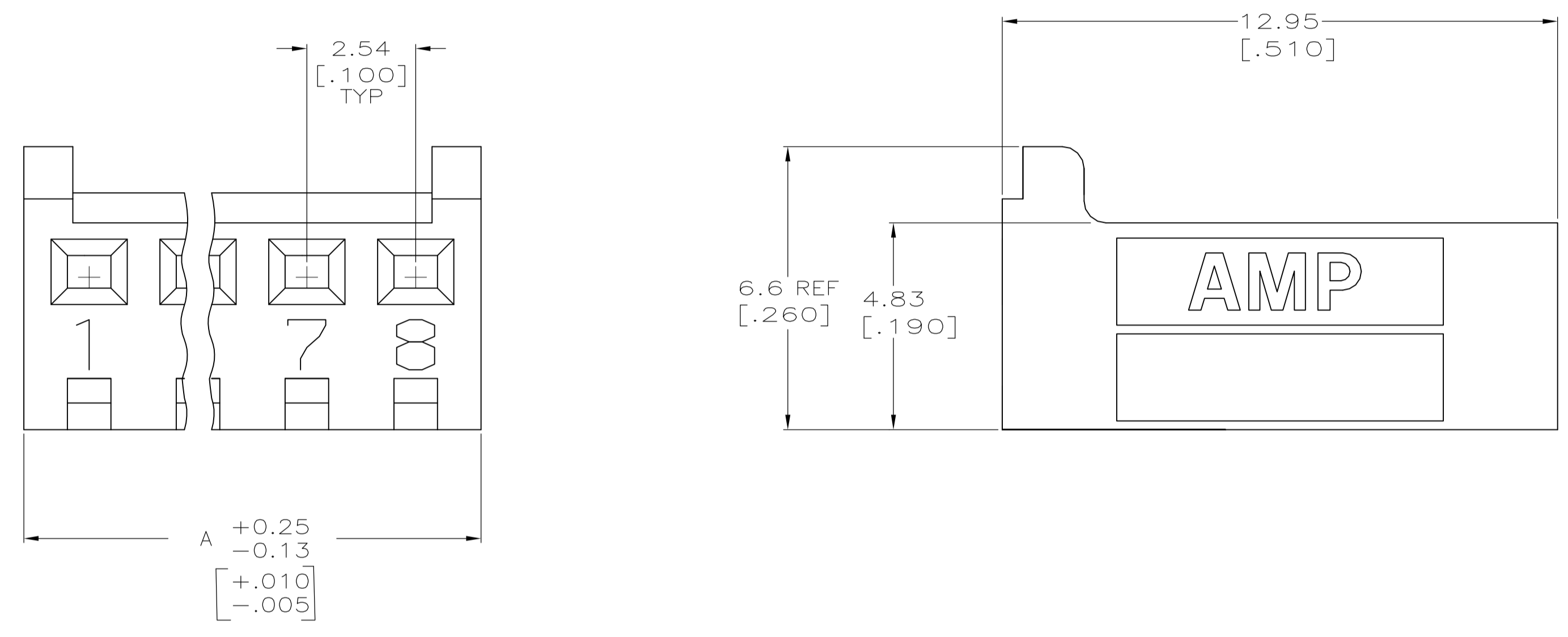
Quick Links

[Distributor Inventory](#)
[Product Cross Reference](#)
[Documents & Drawings](#)
[Product Compliance Support Center](#)
[Site Map](#)

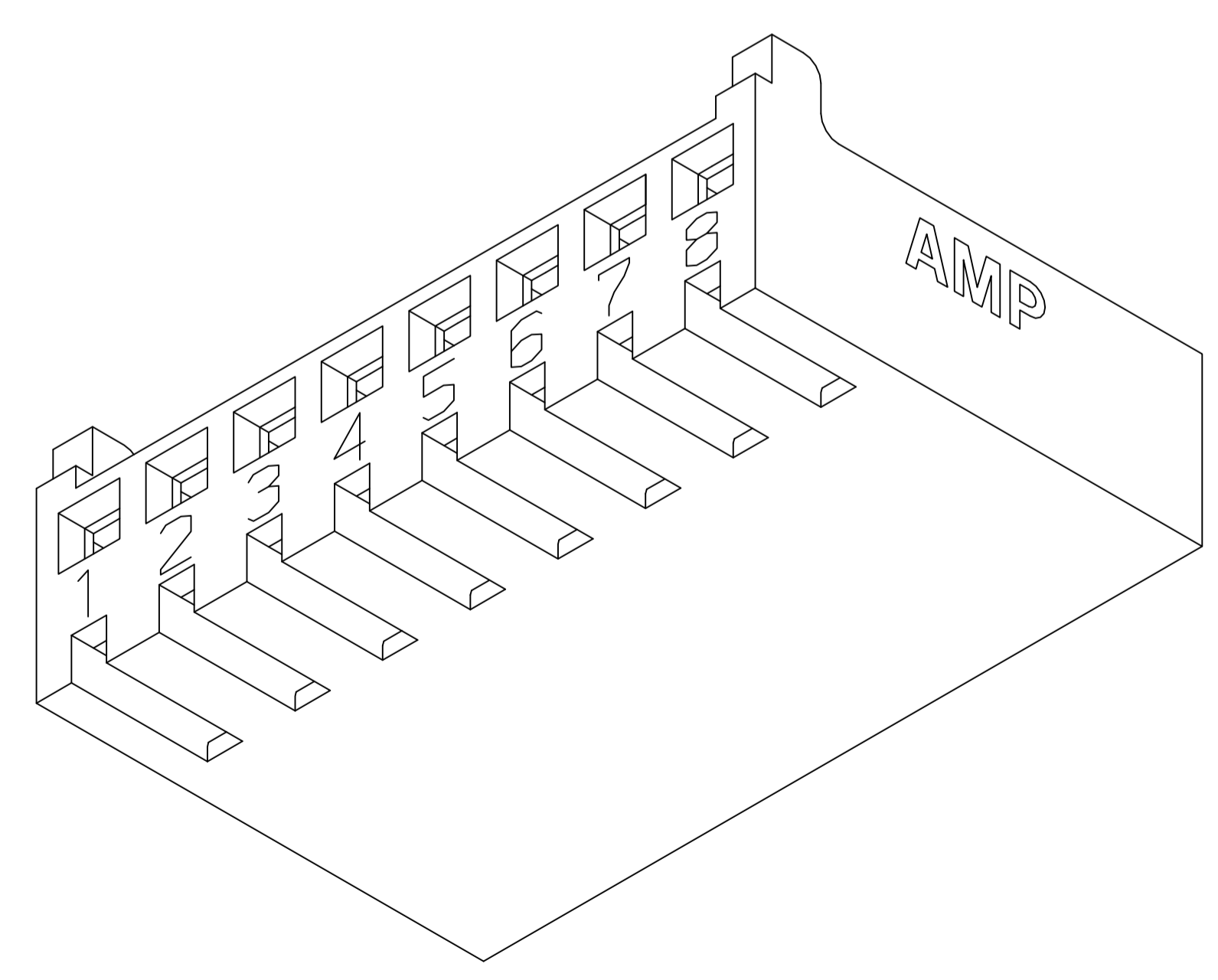
Customer Support

[Email or Chat With Us](#)
[Find a Phone Number](#)
[Knowledge Base](#)
[Manage Your Account](#)

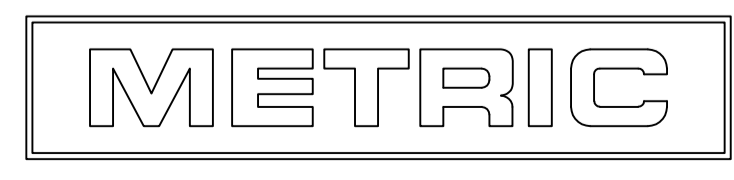
Keep Me Informed



1. ACCEPTS CONTACT P/N 770601-1.
2. DIMENSIONS IN BRACKETS ARE IN INCHES.
3. ACCEPTS MTA-100 KEYING PLUG P/N 641994-1.



2.820	71.63	28	2-770602-8
2.720	69.09	27	2-770602-7
2.620	66.55	26	2-770602-6
2.520	64.01	25	2-770602-5
2.420	61.47	24	2-770602-4
2.320	58.93	23	2-770602-3
2.220	56.39	22	2-770602-2
2.120	53.85	21	2-770602-1
2.020	51.31	20	2-770602-0
1.920	48.77	19	1-770602-9
1.820	46.23	18	1-770602-8
1.720	43.69	17	1-770602-7
1.620	41.15	16	1-770602-6
1.520	38.61	15	1-770602-5
1.420	36.07	14	1-770602-4
1.320	33.53	13	1-770602-3
1.220	30.99	12	1-770602-2
1.120	28.45	11	1-770602-1
1.020	25.91	10	1-770602-0
.920	23.37	9	770602-9
.820	20.83	8	770602-8
.720	18.29	7	770602-7
.620	15.75	6	770602-6
.520	13.21	5	770602-5
.420	10.67	4	770602-4
.320	8.13	3	770602-3
.220	5.59	2	770602-2
IN	MM	NO. OF CIRCUITS	PART NUMBER



3-DIMENSIONAL MODEL NTS

THIS DRAWING IS A CONTROLLED DOCUMENT.

DIMENSIONS: mm [INCHES]	TOLERANCES UNLESS OTHERWISE SPECIFIED: 0. PLC ± - 1. PLC ± - 2. PLC ± - 3. PLC ± 0.13 [.005] 4. PLC ± - ANGLES ± -	FINISH -	DIN C. MARTIN 10-4-89 CHK R. SWING 10-4-89 APVD M. SHORE 10-4-89	NAME	HOUSING, CST-100
MATERIAL NYLON, UL 94V-0 NATURAL	APPLICAITON SPEC	RESTRICTED TO	SIZE A1	CAGE CODE 00779	DRAWING NO. 770602
CUSTOMER DRAWING			SCALE 10:1	SHEET 1 of 1	REV F1

STE TE Connectivity