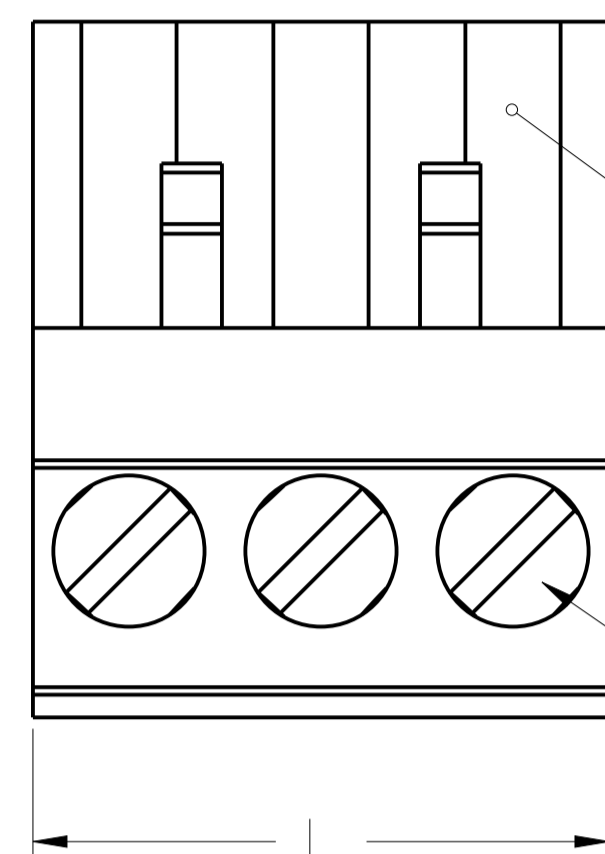
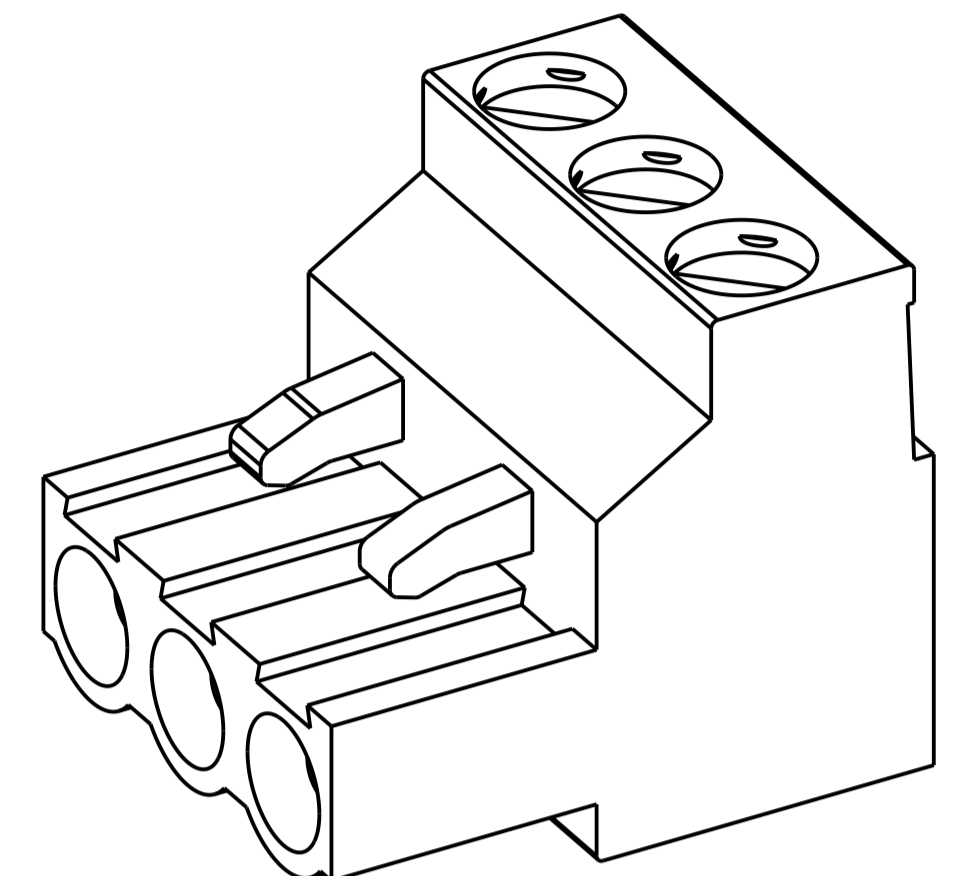


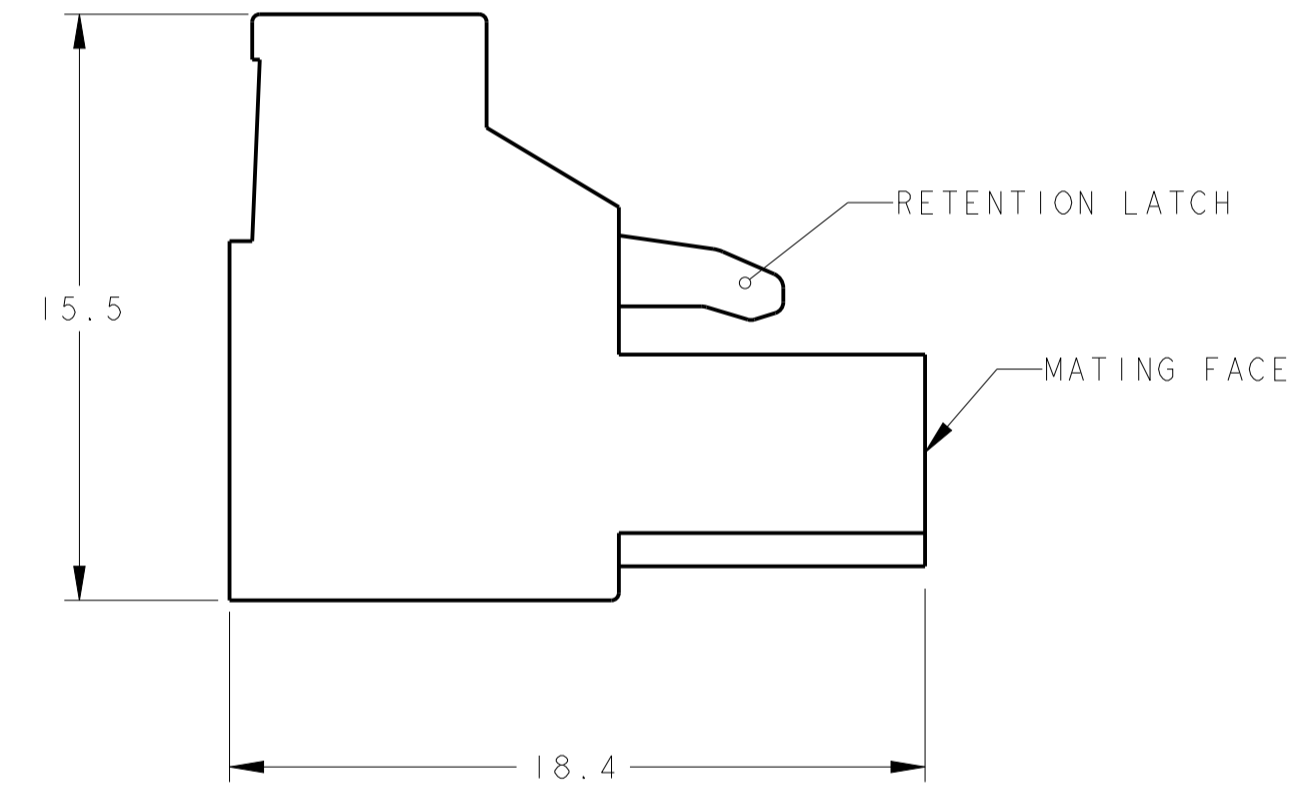
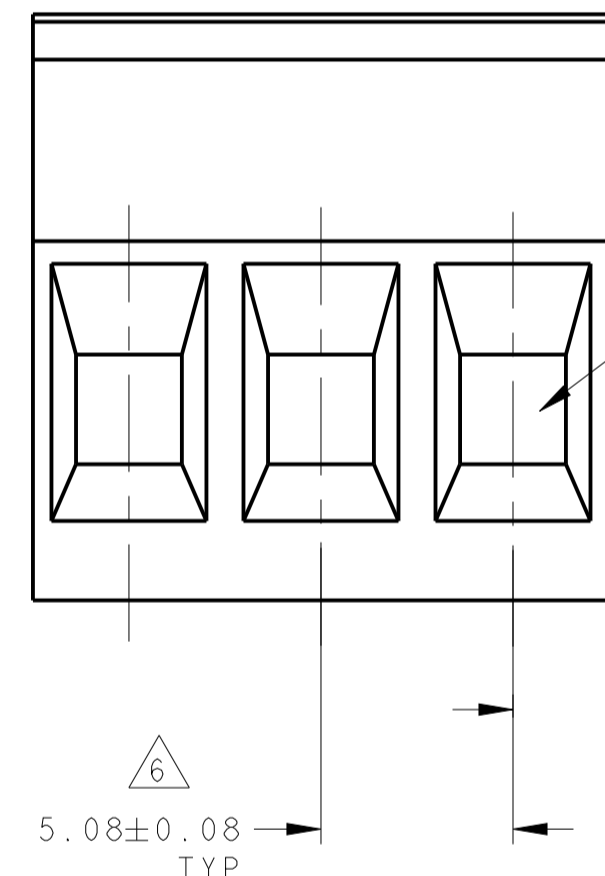
LOC	DIST	REVISIONS			
FT	0	REV	DATE	BY	APPV
		R10	REVISED PER ECO-14-000579	10MAY2014	NK MM



POLARIZATION KEY SLOT
 CLAMPING SCREW



796634-3 AS SHOWN



- △1 MATERIALS AND FINISH:**
 HOUSING: PA 6-6, UL 94-V0, COLOR: GREEN.
 CLAMP: BRASS, PLATING: SEE TABLE.
 DOUBLE SIDE CONTACT SPRING: PHOSPHOR BRONZE, PLATING: SEE TABLE.
 CLAMPING SCREW: M3, BRASS, NICKEL PLATED.
- END-TO-END STACKABLE WITHOUT LOSS OF CENTERLINE SPACING.
 - WIRE SIZE RANGE: 12-30 AWG.
 - RECOGNIZED UNDER THE COMPONENT PROGRAM OF UNDERWRITERS LABORATORIES INC. FILE N° E60677.
 - IMQ CERTIFICATE WITH SURVEILLANCE IN CONFORMITY WITH IEC 998-1/998-2-1.
- △6** NOT CUMULATIVE TOLERANCE
- △7** INK MARKING, WHITE COLOR
- △8** INK MARKING, BLACK COLOR
- △9** NUMERICAL SEQUENCE: FROM LEFT TO RIGHT UNLESS OTHERWISE SPECIFIED.
- BUCHANAN LOGO TO APPEAR ON HOUSING, LOCATION OPTIONAL WHERE SPACE PERMITS.
 - SELECTIVELY LOADED IN POSITIONS 1,2,4,5,7,8.

REMOVE PIN 3	PRELIMINARY	NICKEL	TIN	△7/△9	DETAIL AB	86.36±0.30	17	8-796634-4
	PRELIMINARY	NICKEL	TIN	-	-	25.40±0.20	5	8-796634-3
	PRELIMINARY	NICKEL	0.76 μm AU	-	-	106.68 ±0.35	21	8-796634-2
	PRELIMINARY	NICKEL	0.76 μm AU	-	-	86.36±0.30	17	8-796634-1
	PRELIMINARY	NICKEL	0.76 μm AU	-	-	71.12	14	8-796634-0
	PRELIMINARY	NICKEL	0.76 μm AU	-	-	60.96	12	7-796634-9
	PRELIMINARY	NICKEL	0.76 μm AU	-	-	50.80	10	7-796634-8
	PRELIMINARY	NICKEL	0.76 μm AU	-	-	45.72	9	7-796634-7
	PRELIMINARY	NICKEL	0.76 μm AU	-	-	40.64	8	7-796634-6
	PRELIMINARY	NICKEL	0.76 μm AU	-	-	35.56±0.20	7	7-796634-5
	PRELIMINARY	NICKEL	0.76 μm AU	-	-	30.48±0.20	6	7-796634-4
	PRELIMINARY	NICKEL	0.76 μm AU	-	-	25.40±0.20	5	7-796634-3
	PRELIMINARY	NICKEL	0.76 μm AU	-	-	20.32±0.15	4	7-796634-2
	PRELIMINARY	NICKEL	0.76 μm AU	-	-	15.24±0.15	3	7-796634-1
	PRELIMINARY	NICKEL	0.76 μm AU	-	-	10.16±0.15	2	7-796634-0
		NICKEL	TIN	-	△	40.64	8	6-796634-9
		NICKEL	TIN	△7/△9	DETAIL Z	91.44±0.30	18	6-796634-8
		NICKEL	TIN	△7/△9	DETAIL Y	81.28±0.30	16	6-796634-7
	PRELIMINARY	NICKEL	TIN	△7/△9	DETAIL X	15.24±0.15	3	6-796634-6
	PRELIMINARY	NICKEL	TIN	△8/△9	DETAIL W	101.60±0.35	20	6-796634-5
		NICKEL	TIN	△7/△9	DETAIL V	15.24±0.15	3	6-796634-4
	PRELIMINARY	NICKEL	TIN	△7/△9	DETAIL T	15.24±0.15	3	6-796634-3
	PRELIMINARY	NICKEL	TIN	△7/△9	DETAIL S	10.16±0.15	2	6-796634-2
		.000008 GOLD OVER NICKEL	.000008 GOLD OVER NICKEL	-	-	10.16±0.15	2	5-796634-6
	PRELIMINARY	NICKEL	GOLD FLASH	-	-	25.40±0.20	5	5-796634-5
	PRELIMINARY	NICKEL	GOLD FLASH	-	-	20.32±0.15	4	5-796634-4
	PRELIMINARY	NICKEL	GOLD FLASH	-	-	10.16±0.15	2	5-796634-2
	PRELIMINARY	NICKEL	TIN	△6	DETAIL P3	45.72	9	5-796634-1
	PRELIMINARY	NICKEL	TIN	△8	DETAIL P2	45.72	9	5-796634-0
		NICKEL	TIN	△7/△9	DETAIL A-A	45.72	9	4-796634-9
	PRELIMINARY	NICKEL	TIN	△8	DETAIL PI	20.32±0.15	4	4-796634-5
	PRELIMINARY	NICKEL	TIN	△7/△9	DETAIL R	71.12	14	4-796634-4
		NICKEL	TIN	△8/△9	DETAIL P	55.88	11	4-796634-2
		NICKEL	TIN	△7/△9	DETAIL P	55.88	11	4-796634-1
		NICKEL	TIN	△8	DETAIL N	35.56±0.20	7	4-796634-0
		NICKEL	TIN	△7/△9	DETAIL M	81.28±0.30	16	3-796634-9
		NICKEL	TIN	△8/△9	DETAIL K	81.28±0.30	16	3-796634-8
		NICKEL	TIN	△7/△9	DETAIL J	121.92±0.35	24	3-796634-7
		NICKEL	TIN	△8/△9	DETAIL H	121.92±0.35	24	3-796634-6
		NICKEL	TIN	△7/△9	DETAIL G	121.92±0.35	24	3-796634-5
		NICKEL	TIN	△8/△9	DETAIL F	121.92±0.35	24	3-796634-4
		NICKEL	TIN	△7/△9	DETAIL E	50.80	10	2-796634-8
		NICKEL	TIN	△7/△9	DETAIL D	40.64	8	2-796634-7
		NICKEL	TIN	-	-	127.00±0.35	25	2-796634-5
		NICKEL	TIN	-	-	121.92±0.35	24	2-796634-4
		NICKEL	TIN	-	-	116.84±0.35	23	2-796634-3
		NICKEL	TIN	-	-	111.76±0.35	22	2-796634-2
		NICKEL	TIN	-	-	106.68±0.35	21	2-796634-1
		NICKEL	TIN	-	-	101.60±0.35	20	2-796634-0
		NICKEL	TIN	-	-	96.52±0.35	19	1-796634-9
		NICKEL	TIN	-	-	91.44±0.30	18	1-796634-8
		NICKEL	TIN	-	-	86.36±0.30	17	1-796634-7
		NICKEL	TIN	-	-	81.28±0.30	16	1-796634-6
		NICKEL	TIN	-	-	76.20±0.30	15	1-796634-5
		NICKEL	TIN	-	-	71.12	14	1-796634-4
		NICKEL	TIN	-	-	66.04	13	1-796634-3
		NICKEL	TIN	-	-	60.96	12	1-796634-2
		NICKEL	TIN	-	-	55.88	11	1-796634-1
		NICKEL	TIN	-	-	50.80	10	1-796634-0
		NICKEL	TIN	-	-	45.72	9	796634-9
		NICKEL	TIN	-	-	40.64	8	796634-8
		NICKEL	TIN	-	-	35.56±0.20	7	796634-7
		NICKEL	TIN	-	-	30.48±0.20	6	796634-6
		NICKEL	TIN	-	-	25.40±0.20	5	796634-5
		NICKEL	TIN	-	-	20.32±0.15	4	796634-4
		NICKEL	TIN	-	-	15.24±0.15	3	796634-3
		NICKEL	TIN	-	-	10.16±0.15	2	796634-2
		CLAMP PLATING	CONTACT PLATING	MARKING	SPECIAL	L	NO OF POSN	PART NUMBER

THIS DRAWING IS A CONTROLLED DOCUMENT. DWG: S.WELDON 18OCT2000
 CHK: D.BIEVENOUR 18OCT2000
 APVD: D.BIEVENOUR 18OCT2000

DIMENSIONS: mm
 TOLERANCES UNLESS OTHERWISE SPECIFIED:
 0 PLC ±0.3
 1 PLC ±0.25
 2 PLC ±0.25
 3 PLC ±0.25
 4 PLC ±0.25
 ANGLES ±0.5°

MATERIAL: △1
 FINISH: △1

APPROVED: S.WELDON 18OCT2000
 NAME: D.BIEVENOUR 18OCT2000
 PRODUCT SPEC: -
 APPLICATION SPEC: -
 WEIGHT: -
 CUSTOMER DRAWING: -

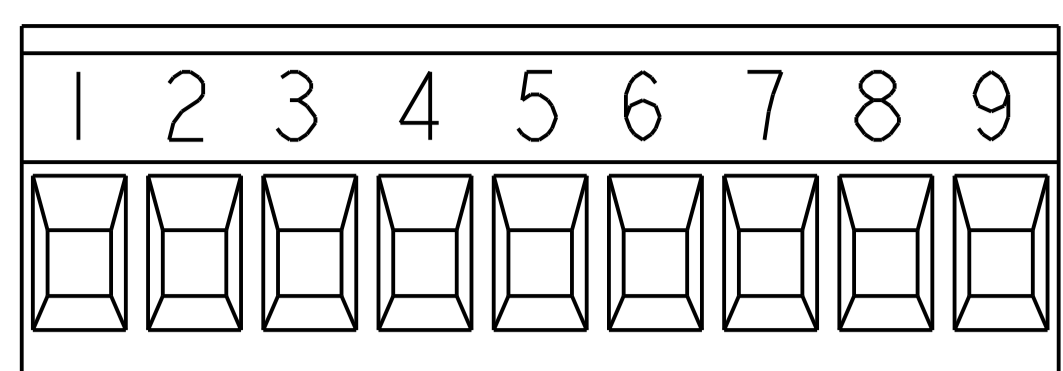
SCALE: 4:1 SHEET 1 OF 3

RESTRICTED TO: -

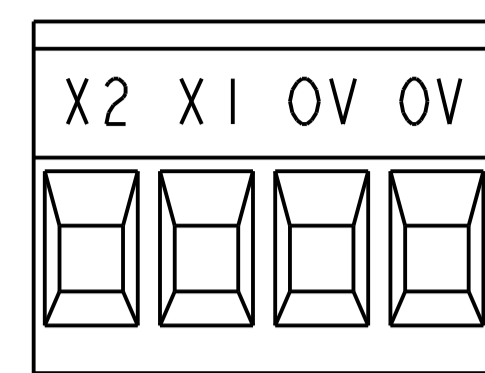
TE Connectivity
 TERMINAL BLOCK, PLUG, STACKING, 5.08mm PITCH
 A100779C=796634

LOC	DIST	REV	DATE	BY	APPR
FT	0				

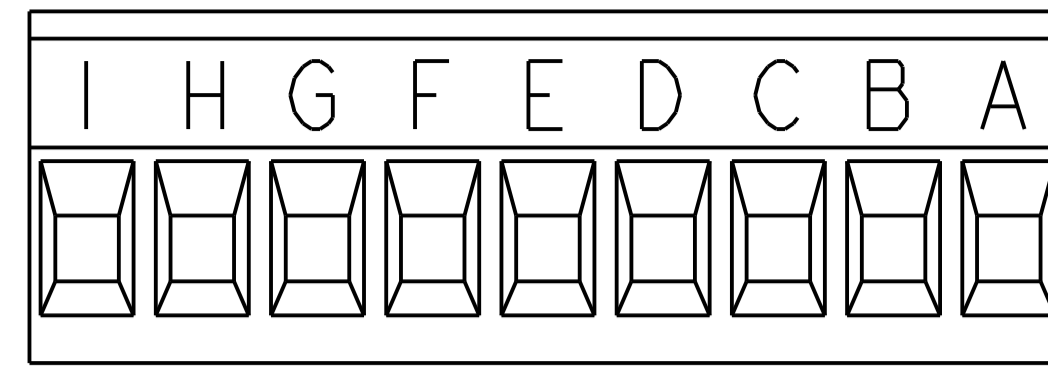
REVISIONS			
NO.	DESCRIPTION	DATE	BY
1	SEE SHEET 1		



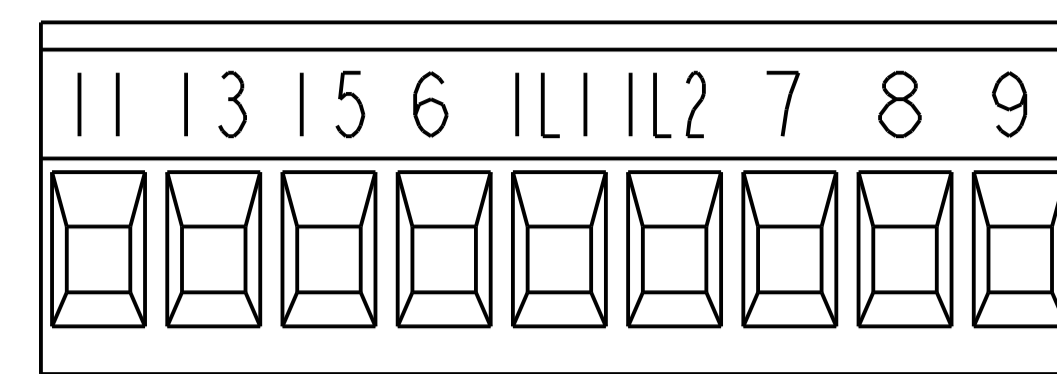
DETAIL A-A



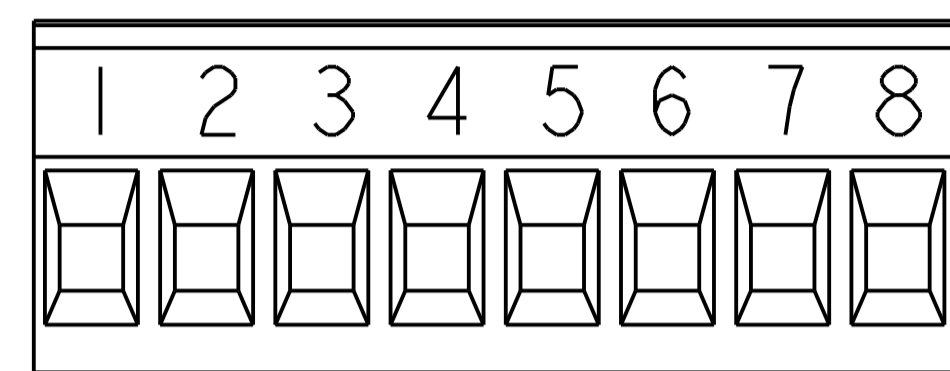
DETAIL P1



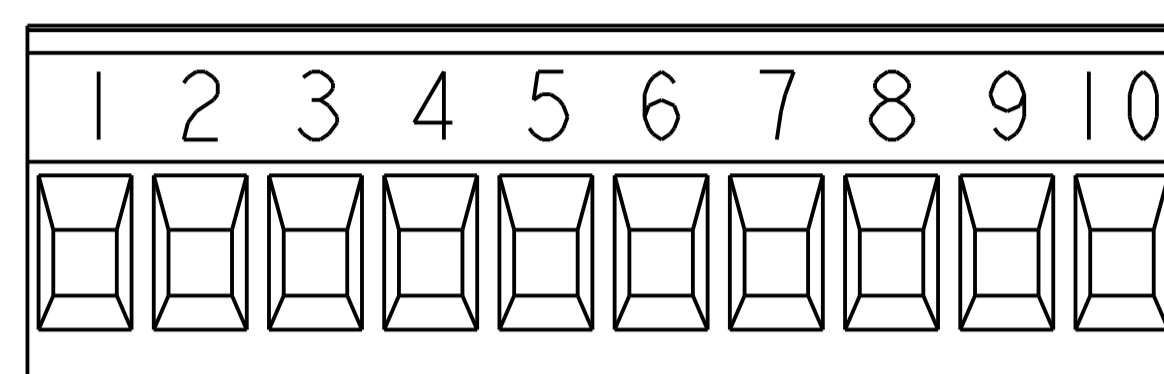
DETAIL P2




DETAIL P3



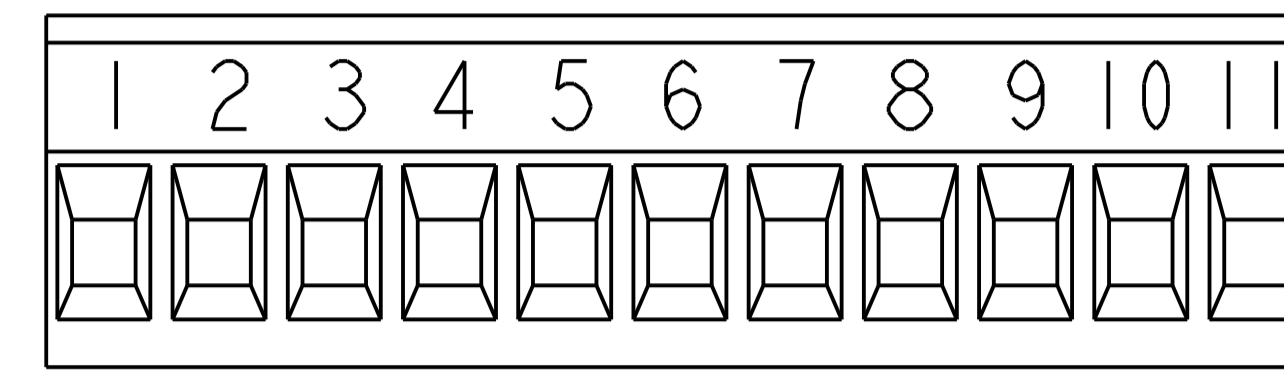
DETAIL D



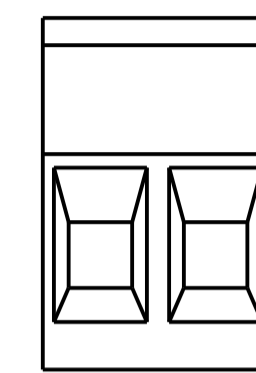
DETAIL E



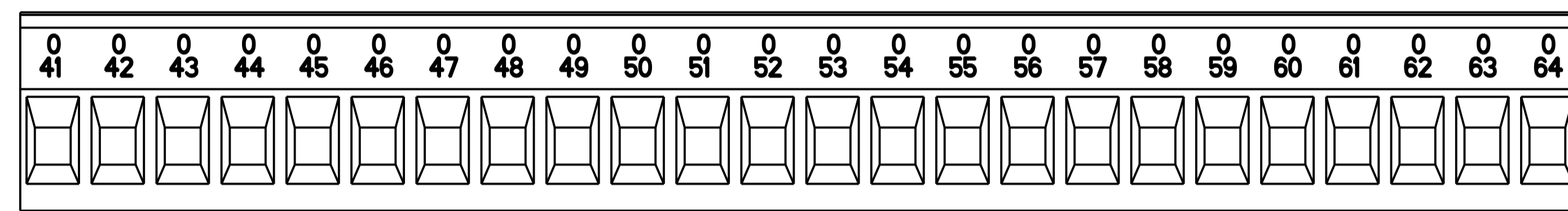
DETAIL N



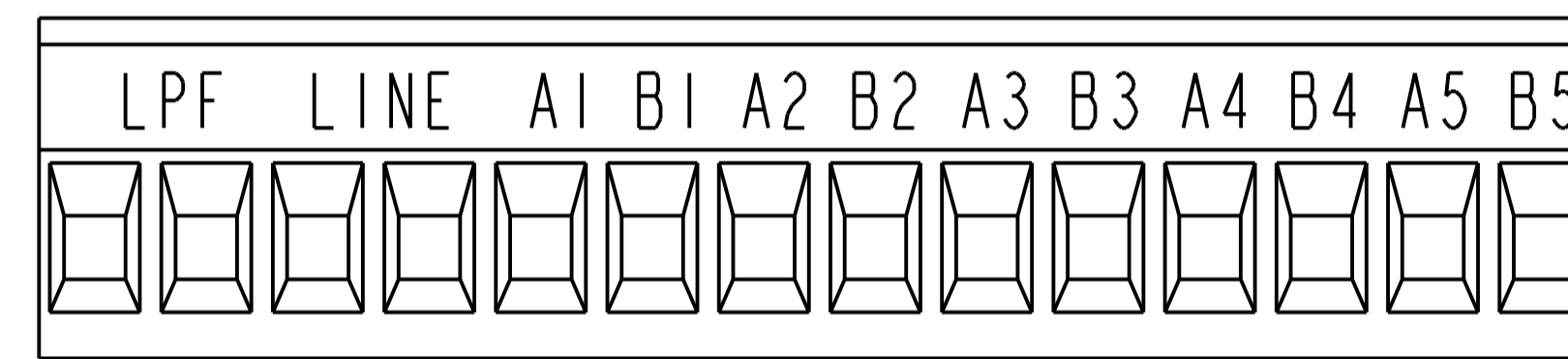
DETAIL P



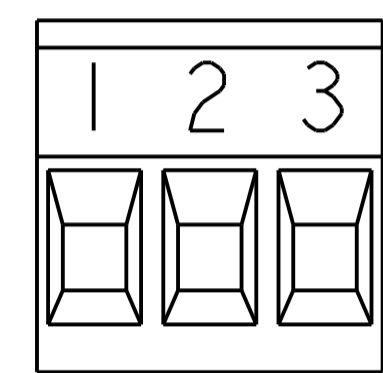
DETAIL S



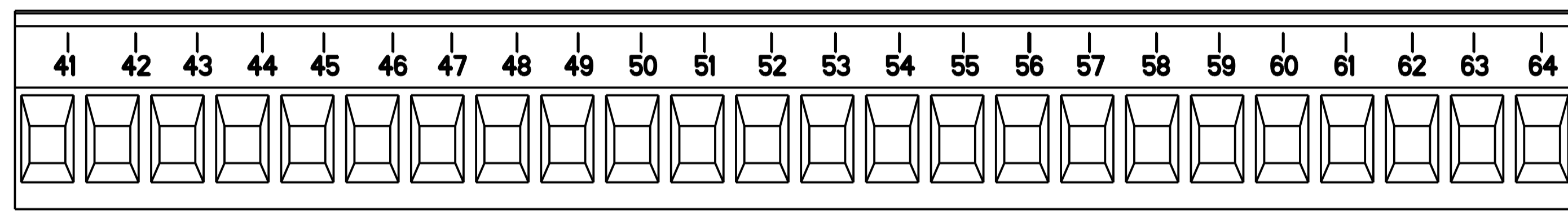
DETAIL F



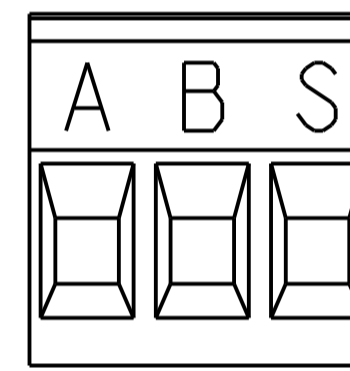
DETAIL R



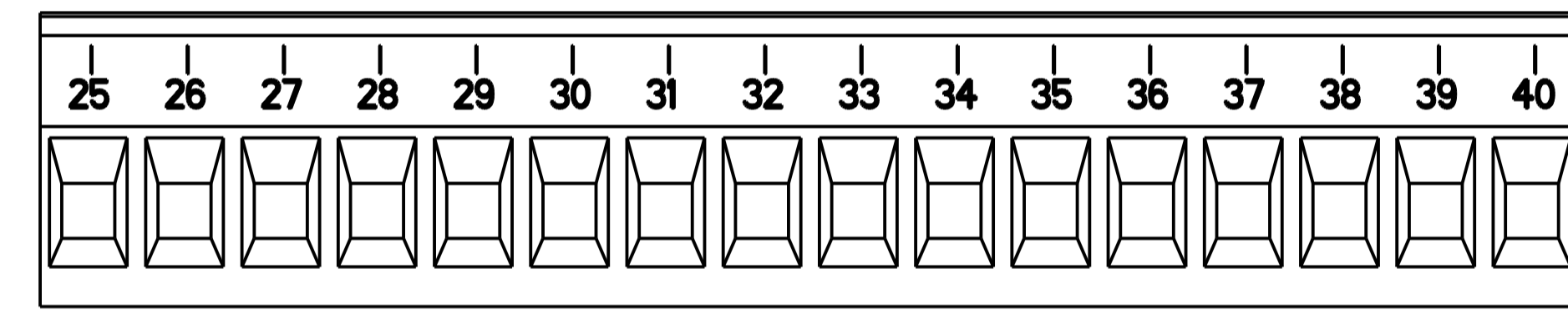
DETAIL T



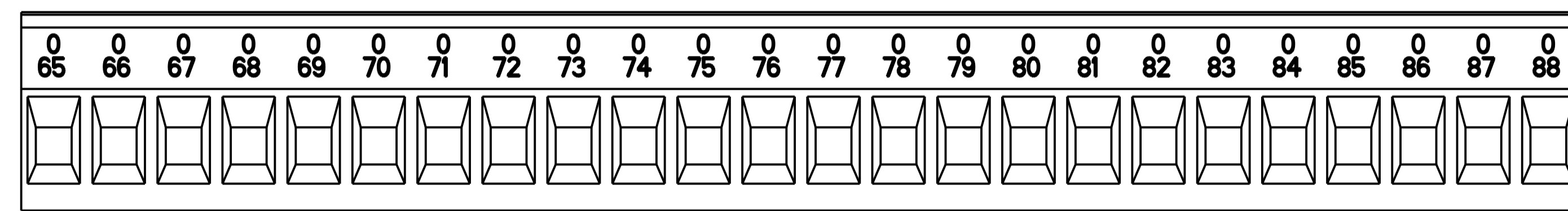
DETAIL G



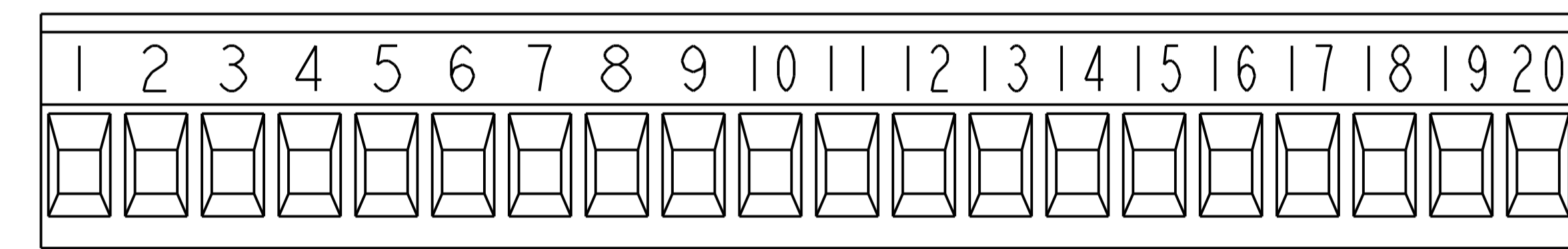
DETAIL V



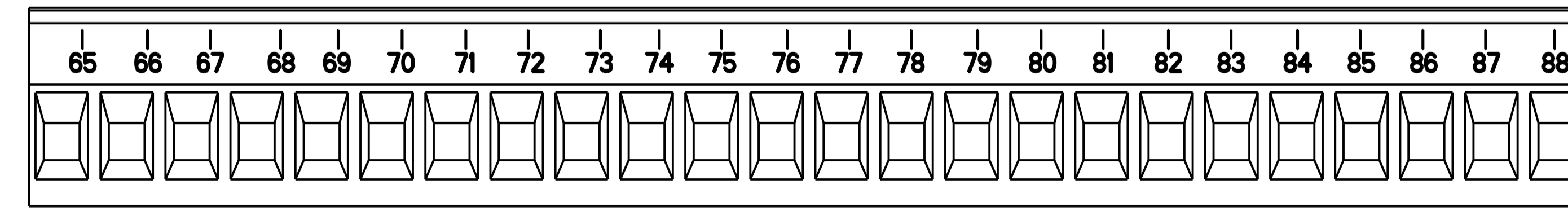
DETAIL M



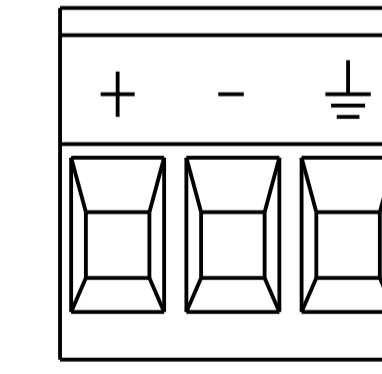
DETAIL H



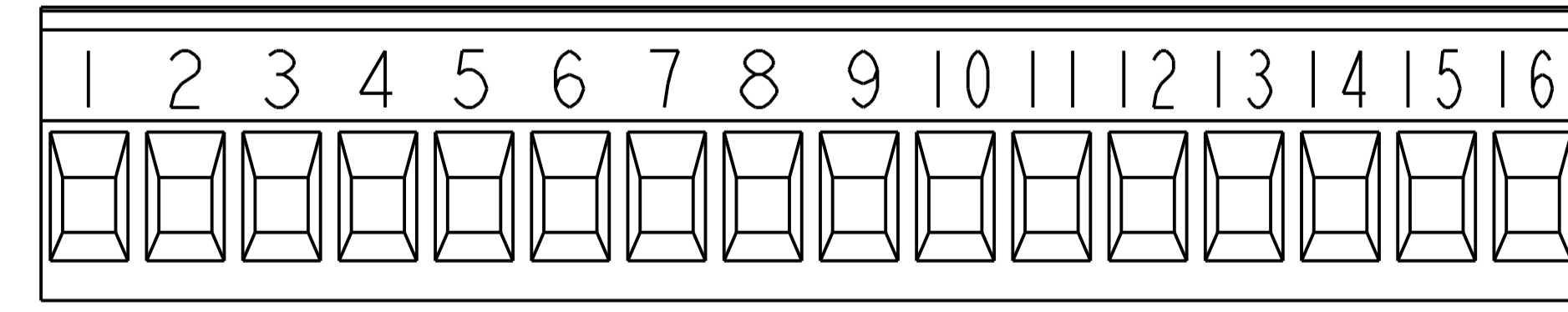
DETAIL W



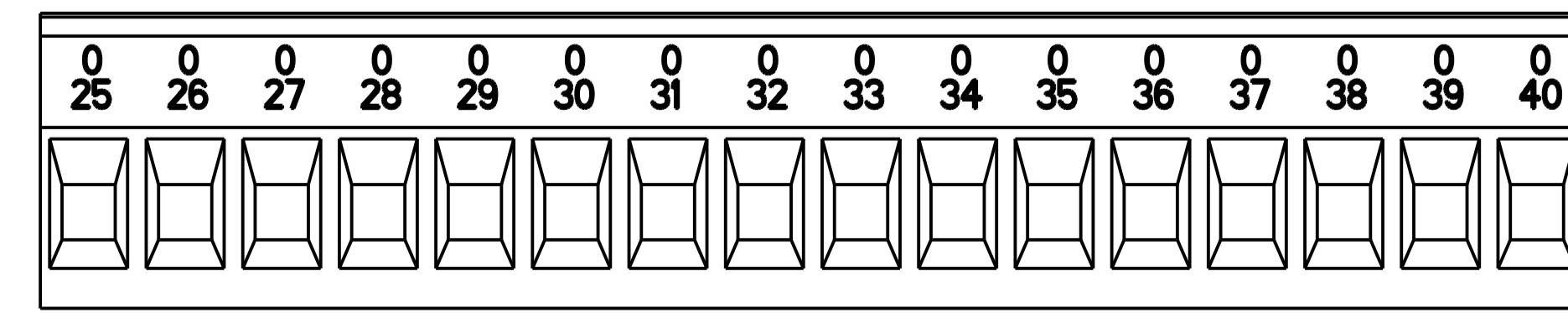
DETAIL J



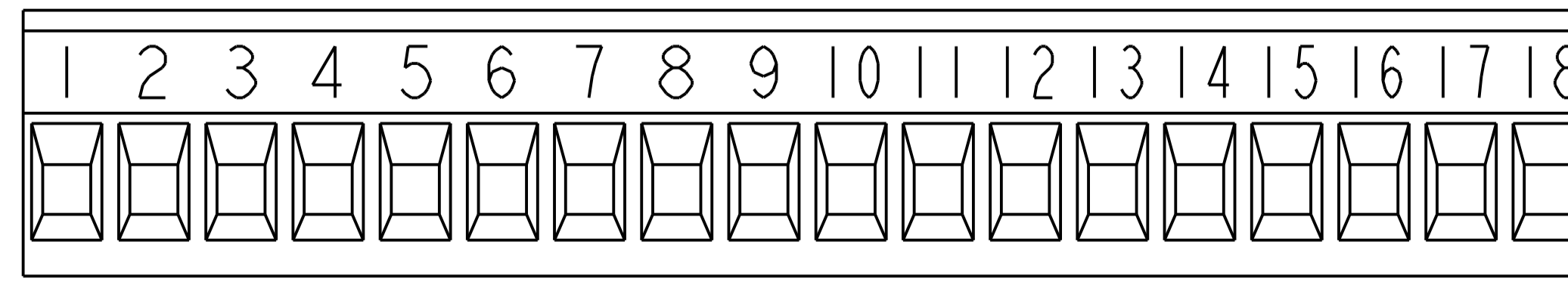
DETAIL X



DETAIL Y



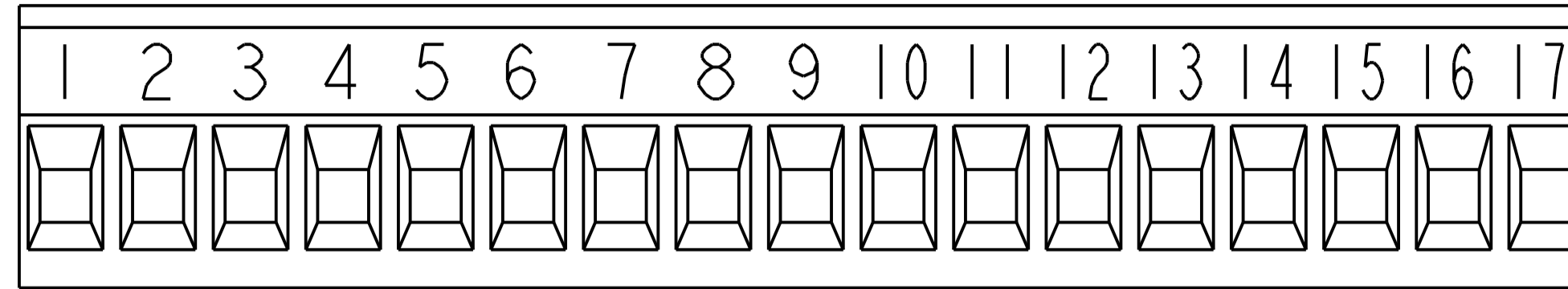
DETAIL K



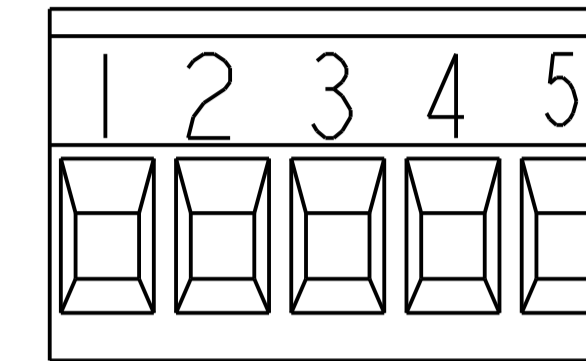
DETAIL Z

THIS DRAWING IS A CONTROLLED DOCUMENT.		OWN: S. WELDON 180CT2000	TE Connectivity
DIMENSIONS: mm		CHK: D. BIEVENOUR 180CT2000	
TOLERANCES UNLESS OTHERWISE SPECIFIED: 0 PLC ±0.3 1 PLC ±0.25 2 PLC ±0.25 3 PLC ±0.25 4 PLC ±0.25 ANGLES ±0.5°		APPR: D. BIEVENOUR 180CT2000	NAME: TERMINAL BLOCK, PLUG, STACKING, 5.08mm PITCH
MATERIAL: FINISH:		PRODUCT SPEC:	SIZE: CAGE CODE: DRAWING NO: A100779C=796634
		APPLICATION SPEC:	RESTRICTED TO:
		WEIGHT:	SCALE: 4:1 SHEET 2 OF 3
		CUSTOMER DRAWING:	REV: 10

LOC	DIST	REVISIONS			
FT	0	REV	DATE	BY	APPV
-	-	SEE SHEET 1	-	-	-



DETAIL AB



DETAIL AC

PRELIMINARY	NICKEL CLAMP PLATING	TIN CONTACT PLATING		DETAIL AC SPECIAL	25.40 L	5 NO OF POSN	8-796634-5 PART NUMBER
THIS DRAWING IS A CONTROLLED DOCUMENT.			DWN S. WELDON 18OCT2000 CHK D. BIEVENOUR 18OCT2000 APVD D. BIEVENOUR 18OCT2000	TE Connectivity		NAME: TERMINAL BLOCK, PLUG, STACKING, 5.08mm PITCH	
DIMENSIONS: mm 		TOLERANCES UNLESS OTHERWISE SPECIFIED: 0 PLC ± 1 PLC ±0.3 2 PLC ±0.25 3 PLC ± 4 PLC ± ANGLES ±2°		PRODUCT SPEC APPLICATION SPEC		SIZE: A100779 CAGE CODE: 796634 DRAWING NO: 796634	
MATERIAL: -		FINISH: -		WEIGHT: -		RESTRICTED TO: -	
CUSTOMER DRAWING				SCALE: 4:1		SHEET 3 OF 3	