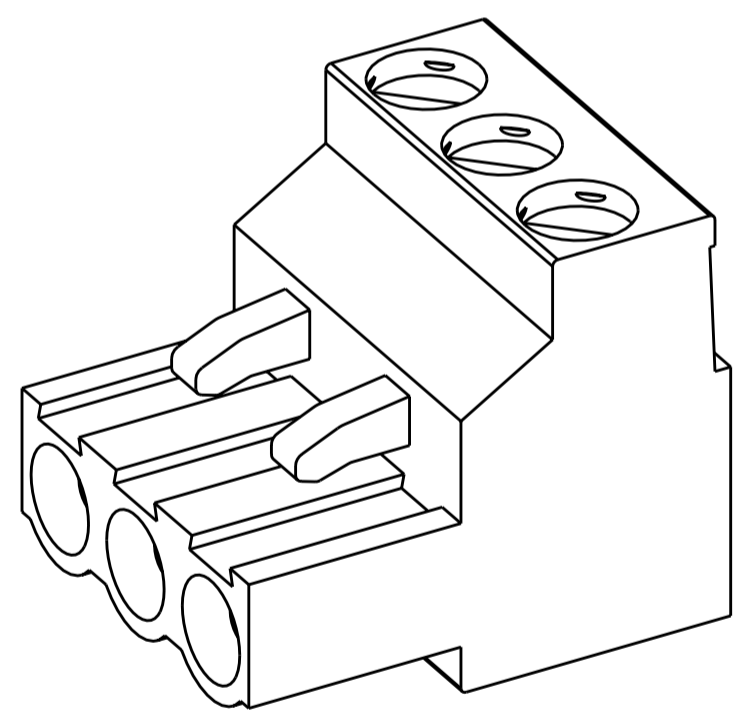
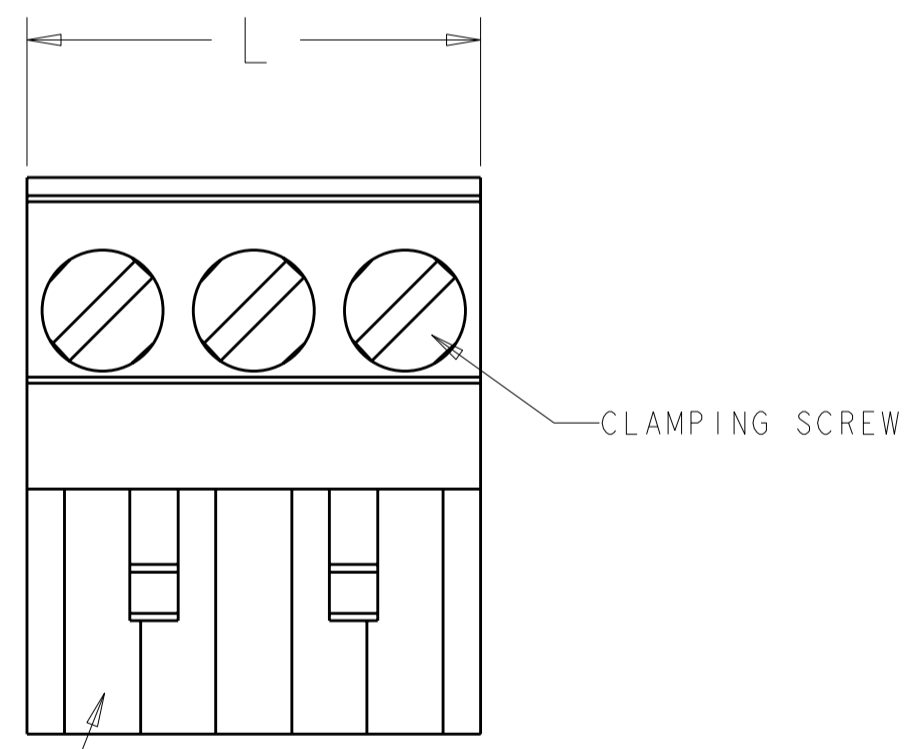
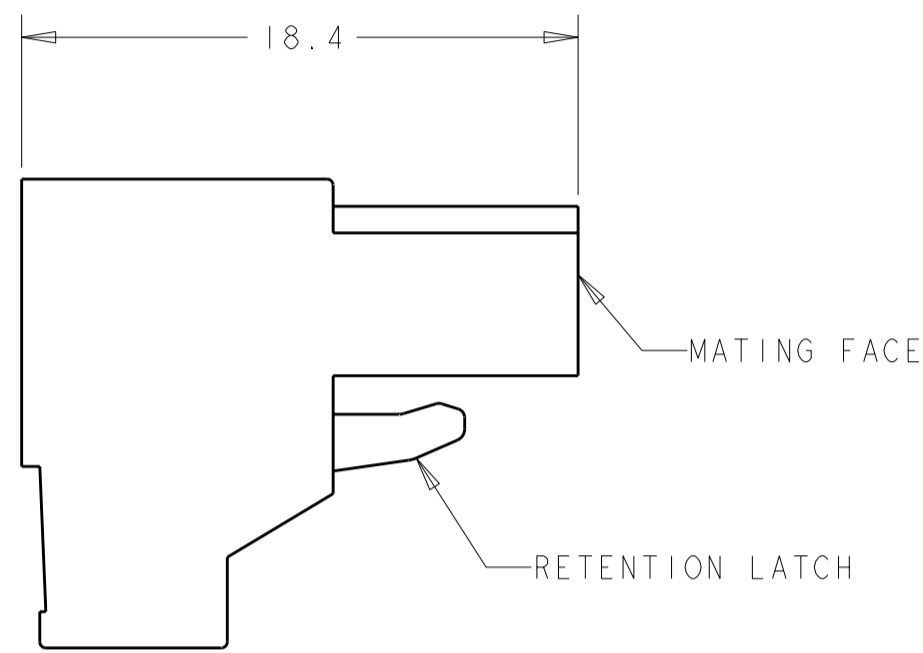
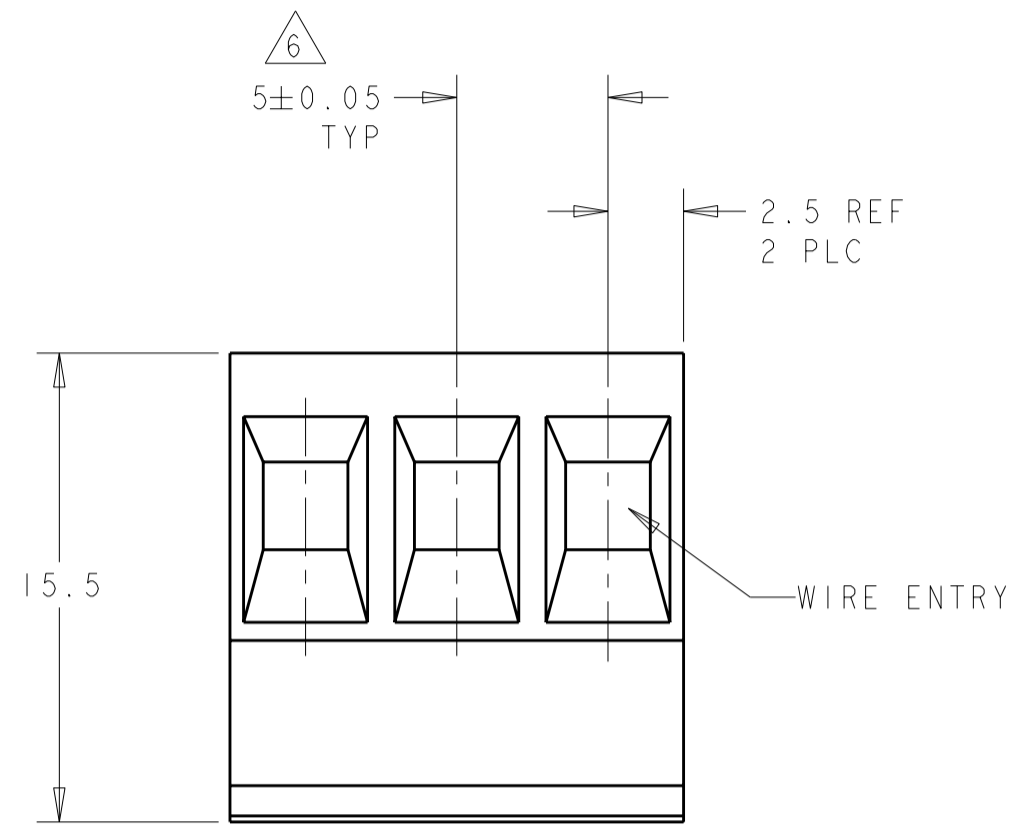


THIS DRAWING IS UNPUBLISHED. RELEASED FOR PUBLICATION 20
 © COPYRIGHT 20 BY TYCO ELECTRONICS CORPORATION. ALL RIGHTS RESERVED.

LOC		DIST		REVISIONS			
P	LTR	DESCRIPTION	DATE	DWN	APVD		
FT	0	F4	REVISED PER ECO-08-016224	07JUL2008	HMR	CR	



796640-3 AS SHOWN

TERMINAL PLATING	MARKING	SPECIAL	L	NO OF POSN	PART NUMBER
TIN	7 9	MARK 4 TO 1	20.00	4	5-796640-4
TIN	7 9	MARK 3 TO 1	15.00	3	5-796640-3
TIN	7 9	MARK 1 TO 3	15.00	3	5-796640-2
TIN	7 9	MARK 1 TO 3	15.00	3	5-796640-1
TIN	7 9	MARK 1 TO 4	20.00	4	5-796640-0
TIN	7 9	MARK 15 TO 28	70.00	14	4-796640-9
TIN	7 9	MARK 13 TO 24	60.00	12	4-796640-8
TIN	7 9	MARK 1 TO 14	70.00	14	4-796640-7
TIN	8 9	MARK 1 TO 12	60.00	12	4-796640-6
TIN	8 9	MARK 1 TO 7	35.00	7	4-796640-5
TIN	8 9	MARK 1 TO 5	25.00	5	4-796640-4
TIN	8 9	MARK 11 TO 15	25.00	5	4-796640-3
TIN	-	DETAIL S	35.00	7	4-796640-2
TIN	7 9	MARK 1 TO 3	15.00	3	4-796640-1
TIN	-	DETAIL P	20.00	4	3-796640-9
TIN	7 9	MARK 1 TO 8	40.00	8	3-796640-8
TIN	7 9	MARK 37 TO 54	90.00	18	3-796640-7
TIN	7 9	MARK 19 TO 36	90.00	18	3-796640-6
TIN	7 9	MARK 1 TO 18	90.00	18	3-796640-5
TIN	8 9	MARK 1 TO 10	50.00	10	3-796640-4
TIN	8 9	MARK 1 TO 8	40.00	8	3-796640-3
TIN	7 9	DETAIL N	30.00	6	3-796640-0
TIN	7 9	MARK 1 TO 6	30.00	6	2-796640-9
TIN	-	-	125.00	25	2-796640-5
TIN	-	-	120.00	24	2-796640-4
TIN	-	-	115.00	23	2-796640-3
TIN	-	-	110.00	22	2-796640-2
TIN	-	-	105.00	21	2-796640-1
TIN	-	-	100.00	20	2-796640-0
TIN	-	-	95.00	19	1-796640-9
TIN	-	-	90.00	18	1-796640-8
TIN	-	-	85.00	17	1-796640-7
TIN	-	-	80.00	16	1-796640-6
TIN	-	-	75.00	15	1-796640-5
TIN	-	-	70.00	14	1-796640-4
TIN	-	-	65.00	13	1-796640-3
TIN	-	-	60.00	12	1-796640-2
TIN	-	-	55.00	11	1-796640-1
TIN	-	-	50.00	10	1-796640-0
TIN	-	-	45.00	9	796640-9
TIN	-	-	40.00	8	796640-8
TIN	-	-	35.00	7	796640-7
TIN	-	-	30.00	6	796640-6
TIN	-	-	25.00	5	796640-5
TIN	-	-	20.00	4	796640-4
TIN	-	-	15.00	3	796640-3
TIN	-	-	10.00	2	796640-2

THIS DRAWING IS A CONTROLLED DOCUMENT FOR TYCO ELECTRONICS CORPORATION. IT IS SUBJECT TO CHANGE AND THE CONTROLLING ENGINEERING ORGANIZATION SHOULD BE CONTACTED FOR THE LATEST REVISION.

DWN S. WELDON 18OCT2000
 CHK D. BIEVENOUR 18OCT2000
 APVD D. BIEVENOUR 18OCT2000

Tyco Electronics
 Harrisburg, PA 17105-3608

NAME: TERMINAL BLOCK, PLUG, STACKING
 5.00mm PITCH

SIZE: A2 CAGE CODE: 00779 DRAWING NO: 796640 RESTRICTED TO: -

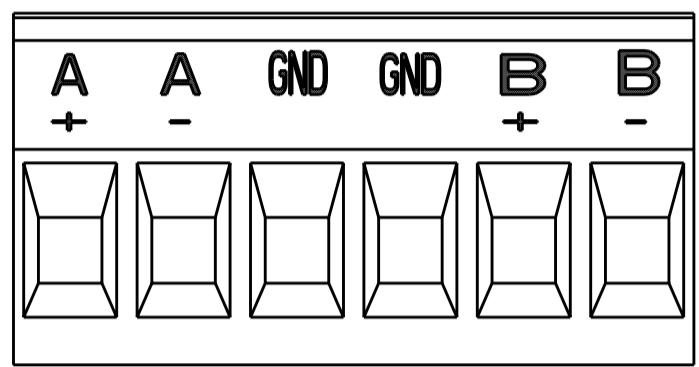
MATERIAL: TOLERANCES UNLESS OTHERWISE SPECIFIED:
 0 PLC ±
 1 PLC ±0.3
 2 PLC ±0.25
 3 PLC ±
 4 PLC ±
 ANGLES ±2
 FINISH

APPLICATION SPEC: -
 WEIGHT: -

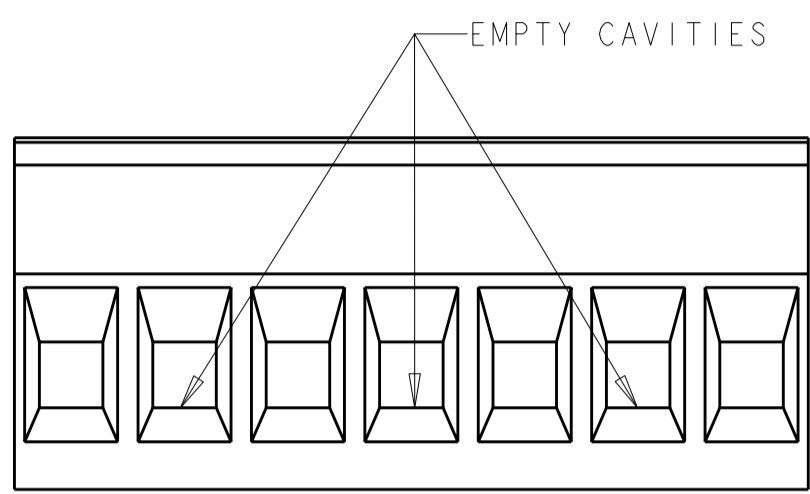
CUSTOMER DRAWING SCALE: 4:1 SHEET 1 OF 2 REV F4

THIS DRAWING IS UNPUBLISHED. RELEASED FOR PUBLICATION 20
 © COPYRIGHT 20 BY TYCO ELECTRONICS CORPORATION. ALL RIGHTS RESERVED.

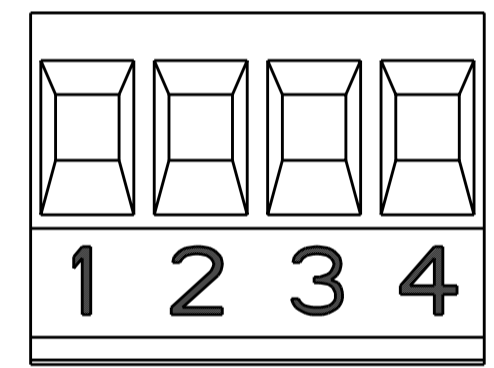
LOC		DIST		REVISIONS			
P	LTR	DESCRIPTION	DATE	DWN	APVD		
		SEE SHEET 1					



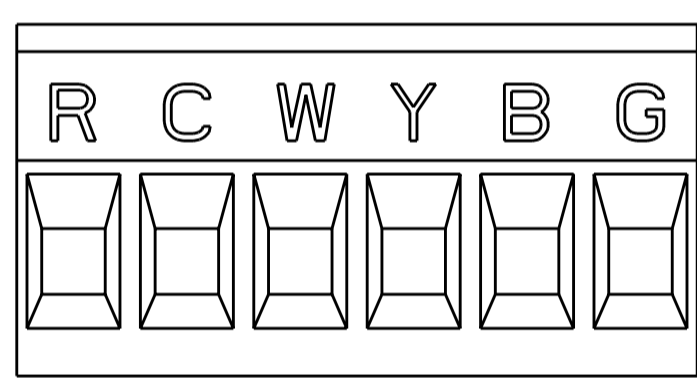
DETAIL N



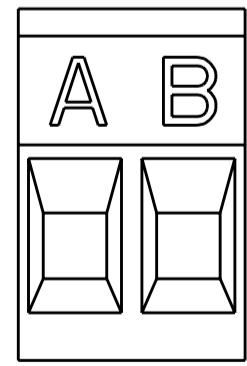
DETAIL S



DETAIL P



DETAIL T



DETAIL U

- 1 MATERIALS AND FINISH:
 HOUSING: PA 6-6, UL 94-V0, COLOR: GREEN.
 CLAMP: BRASS, NICKEL PLATED.
 DOUBLE SIDE CONTACT SPRING: PHOSPHOR BRONZE, PLATING: SEE TABLE.
 CLAMPING SCREW: M3, BRASS, NICKEL PLATED.
- 2. END-TO-END STACKABLE WITHOUT LOSS OF CENTERLINE SPACING.
- 3. WIRE SIZE RANGE: 12-30 AWG.
- 4. RECOGNIZED UNDER THE COMPONENT PROGRAM OF UNDERWRITERS LABORATORIES INC. FILE N° E60677.
- 5. IMQ CERTIFICATE WITH SURVEILLANCE IN CONFORMITY WITH IEC 998-1/998-2-1.
- 6 NOT CUMULATIVE TOLERANCE
- 7 INK MARKING: BLACK COLOR.
- 8 INK MARKING: WHITE COLOR.
- 9 NUMERICAL SEQUENCE: FROM LEFT TO RIGHT, WIRE ENTRY SIDE.
- 10 RETENTION LATCHES REMOVED
- 11. BUCHANAN LOGO TO APPEAR ON HOUSING, LOCATION OPTIONAL WHERE SPACE PERMITS.
- 12 WIRE ENTRY CLOSED.
- 13 PRELIMINARY - NOT FOR PRODUCTION.

13	GOLD FLASH	-	-	35.00	7	5-796640-9
	TIN	7	DETAIL U	10.00	2	5-796640-8
	TIN	7	DETAIL T	30.00	6	5-796640-7
13	TIN	7 9	MARK 13 TO 24	60.00	12	5-796640-6
13	TIN	7 9	MARK 25 TO 38	70.00	14	5-796640-5
	TERMINAL PLATING		MARKING	SPECIAL	L	NO OF POSN
						PART NUMBER

<small>THIS DRAWING IS A CONTROLLED DOCUMENT FOR TYCO ELECTRONICS CORPORATION. IT IS SUBJECT TO CHANGE AND THE CONTROLLING ENGINEERING ORGANIZATION SHOULD BE CONTACTED FOR THE LATEST REVISION.</small>		DWN S. WELDON 18OCT2000 CHK D. BIEVENOUR 18OCT2000 APVD D. BIEVENOUR 18OCT2000	Tyco Electronics Harrisburg, PA 17105-3608
DIMENSIONS: mm	TOLERANCES UNLESS OTHERWISE SPECIFIED: 0 PLC ± 1 PLC ± 2 PLC ± 3 PLC ± 4 PLC ± ANGLES ± FINISH	PRODUCT SPEC APPLICATION SPEC WEIGHT	NAME TERMINAL BLOCK, PLUG, STACKING 5.00mm PITCH
			SIZE A2 CAGE CODE 00779 DRAWING NO. 796640 RESTRICTED TO
MATERIAL		CUSTOMER DRAWING	SCALE 4:1 SHEET 2 OF 2 REV F4