


87175-6 Product Details



87175-6

TE Internal Number: 87175-6



.100 AMPMODU Headers, Housings & Contacts

 Always EU RoHS/ELV Compliant (Statement of Compliance)

Product Highlights:

- Connector
- Housing
- Connector Style = Receptacle
- Contact Type = Socket
- 2.54 mm Centerline

Documentation & Additional Information

Product Drawings:

- [HOUSING-LOCKING CLIP .025 SQ. POST, .100 CENTERS \(CL...](#) (PDF, English)

Catalog Pages/Data Sheets:

- [AMPMODU_INTERCONNECTION_SYSTEM_SECTION5_CONT](#) (PDF, English)

Product Specifications:

- [.031 X .061 Locking Clip Connector](#) (PDF, English)

Application Specifications:

- [Locking Clip 0.64-mm \(.025-in.\) Square Contacts and ...](#) (PDF, English)

Instruction Sheets:

- [AMPMODU Locking Clip Contacts and Housings for 0.64m...](#) (PDF, English)

CAD Files: (CAD Format & Compression Information)

- [2D Drawing \(DXF, Version U\)](#)
- [3D Model \(IGES, Version U\)](#)
- [3D Model \(STEP, Version U\)](#)

Additional Information:

- [Product Line Information](#)

Related Products:

- [Tooling](#)

Product Features (Please use the Product Drawing for all design activity)

Product Type Features:

- Product Type = Connector
- Connector Type = Housing
- [Termination Method to Wire/Cable](#) = Crimp
- [Mating Connector Lock](#) = Without
- [Connector Series](#) = Locking Clip
- [Keyed](#) = No
- [Stamped](#) = No

Electrical Characteristics:

- Contact - Rated Current (A) = 3
- Voltage Rating (VAC) = 250
- Termination Resistance (mΩ) = 12
- Insulation Resistance (MΩ) = 5,000
- Dielectric Withstanding Voltage (V) = 750

Body Features:

- Row-to-Row Spacing (mm [in]) = 2.54 [0.100]

Contact Features:

- Contact Type = Socket

Housing Features:

- Connector Style = Receptacle
- Centerline (mm [in]) = 2.54 [0.100]
- Mating Alignment = Without
- [Housing Color](#) = Black
- UL Flammability Rating = UL 94V-0
- Housing Material = Polyester

Configuration Features:

- [Number of Positions](#) = 2
- [Number of Rows](#) = 1
- Housing Configuration = Both Ends Closed

Industry Standards:

- [RoHS/ELV Compliance](#) = RoHS compliant, ELV compliant
- [Lead Free Solder Processes](#) = Not relevant for lead free process
- RoHS/ELV Compliance History = Always was RoHS compliant
- Approved Standards = CSA LR7189, UL E28476

Environmental:

- Operating Temperature (°C) = -65 - +105

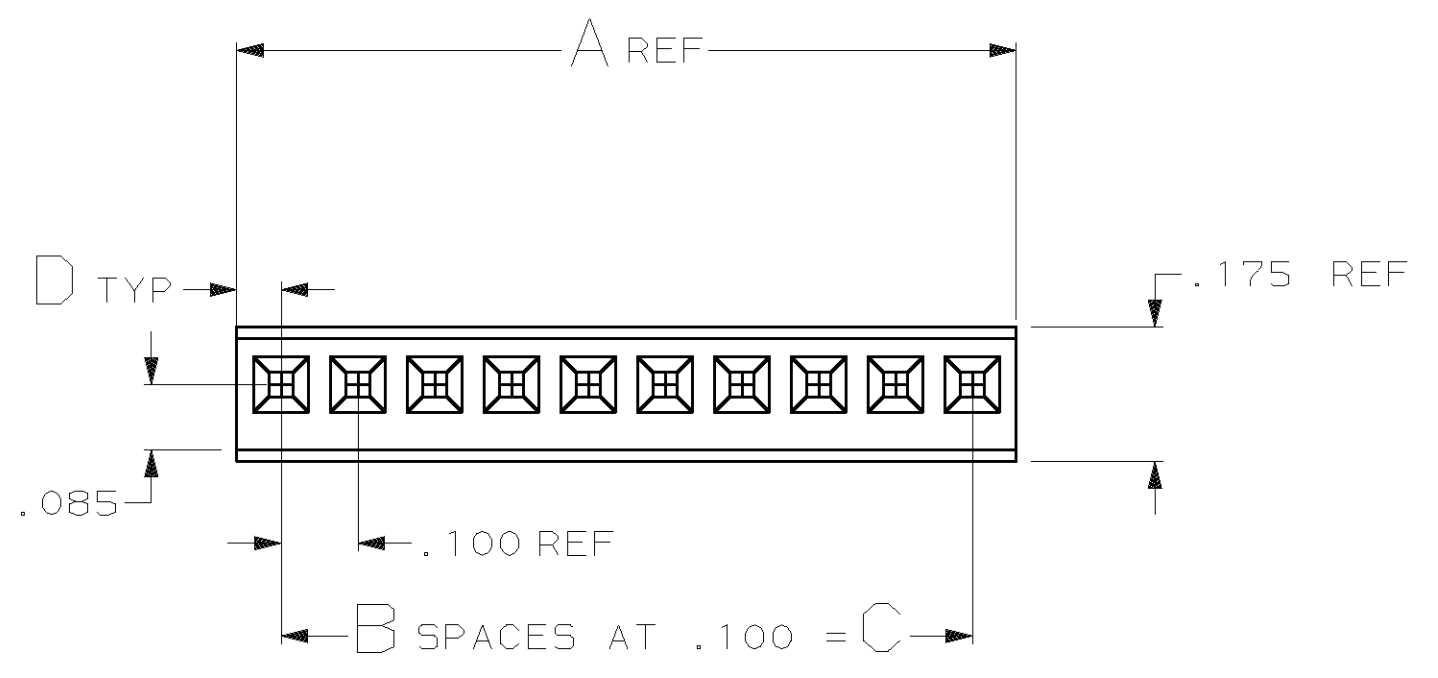
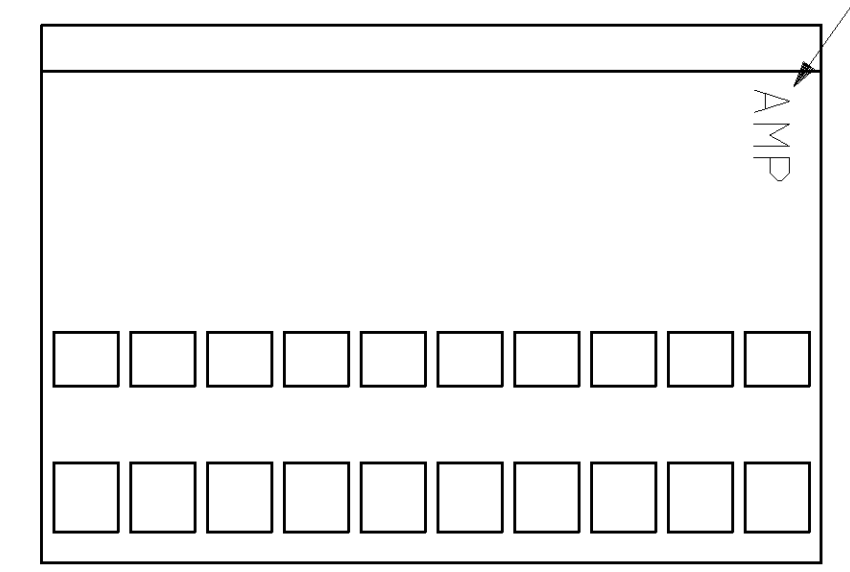
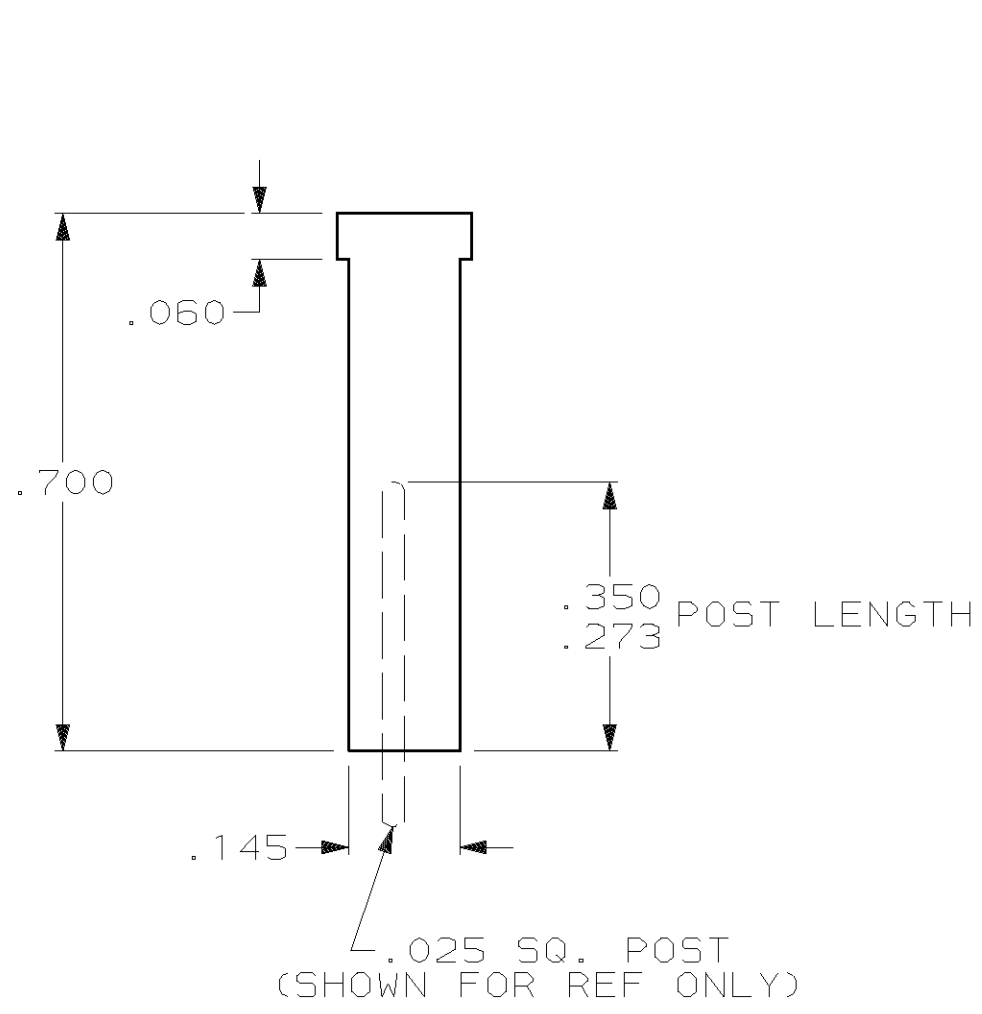
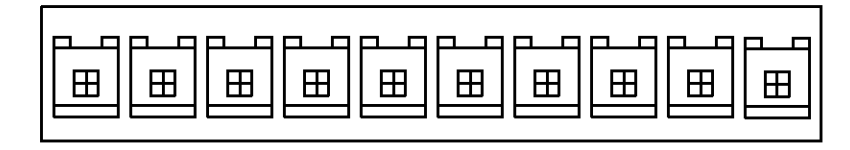
Other:

- Brand = AMP

LOC	DIST	P	F	ZONE	LTR	REVISIONS		DATE	APPO
AD	39					U2	REVISED PER ECO-11-005140	30MAR11	HMR

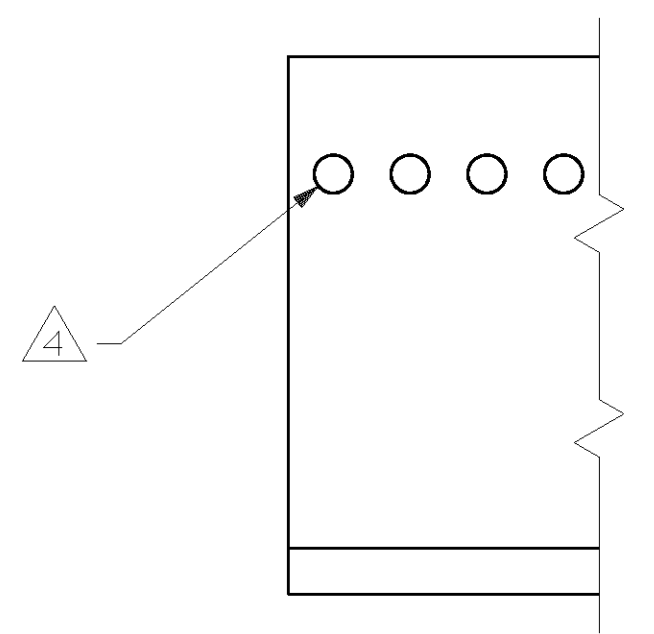
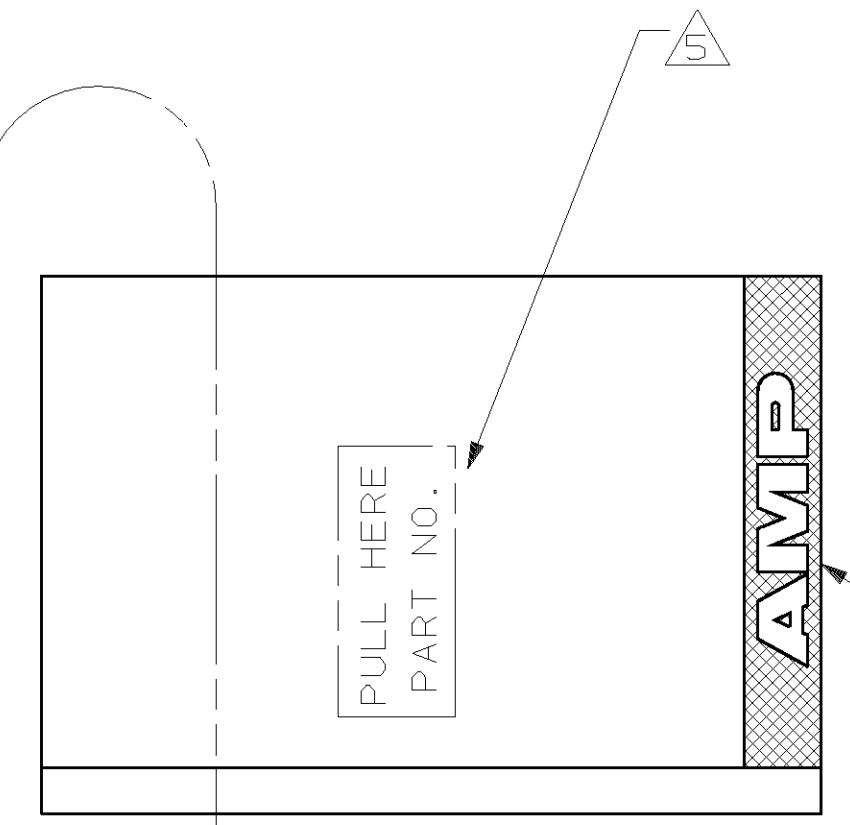
PRODUCT INSTRUCTION

PULL ON HOUSING TO REMOVE FROM POSTS.
 DO NOT CONFINE THE CONDUCTORS OR PULL ON THE
 CONDUCTORS DURING REMOVAL ACTION.



- HOUSING ACCEPTS LOCKING CLIP CONTACT PART NO.S 87124, 87165, 87190, 87191, & MATES WITH .025 SQ. POSTS.
- HOUSING: GLASS FILLED NYLON.
- HOUSING: GLASS FILLED POLYESTER.
- CORE PIN SUPPORT HOLES ARE OPTIONAL, AND MAY BE ROUND OR SQUARE OR MAY NOT BE PRESENT AT ALL.
- MARKED (WHITE) AS SHOWN, THIS SIDE ONLY, WITH .06 HIGH CHARACTERS APPROX. IN CENTER OF HOUSING. "PULL HERE" AND PART NO. TO APPEAR ON HOUSINGS 6 POSITION AND LARGER.
- RAISED AMP LOGO MOLDED IN HOUSING.
- TEXTURED AMP LOGO MOLDED IN HOUSING. LOGO MAY APPEAR ON EITHER END OF HOUSING.
- OBsolete PARTS: OBSOLETE CIS STREAMLINING PER D.RENAUD/D.SINISI

SEE DETAIL Z



DETAIL Z

NOTES	MAT'L	COLOR	D	C	B	A	POS	PART NUMBER (AS MOLDED)	PART NUMBER (STAMPED)
OBsolete		BROWN	.058	.300	3	.416	4	3-87175-3	
SUPERSEDED BY 87175-2		YELLOW	.054	0	0	.108	1	3-87175-4	
SUPERSEDED BY 87175-2		ORANGE	.054	0	0	.108	1	3-87175-3	
SUPERSEDED BY 87175-2		RED	.054	0	0	.108	1	3-87175-2	
		BROWN	.054	0	0	.108	1	-	
OBsolete		BLACK	.058	1.300	13	1.416	14	3-87175-0	2-87175-9
		BLACK	.058	1.200	12	1.316	13	2-87175-8	2-87175-7
		BLACK	.058	1.100	11	1.216	12	2-87175-6	2-87175-5
		BLACK	.058	1.000	10	1.116	11	2-87175-4	2-87175-3
		BLACK	.058	.900	9	1.016	10	2-87175-2	2-87175-1
		BLACK	.058	.800	8	.916	9	2-87175-0	1-87175-9
		BLACK	.058	.700	7	.816	8	1-87175-8	1-87175-7
		BLACK	.058	.600	6	.716	7	1-87175-6	1-87175-5
		BLACK	.058	.500	5	.616	6	1-87175-4	1-87175-3
		BLACK	.058	.400	4	.516	5	1-87175-2	
		BLACK	.058	.300	3	.416	4	1-87175-0	
		BLACK	.058	.200	2	.316	3	87175-8	
		BLACK	.058	.100	1	.216	2	87175-6	
		BLACK	.058	1.400	14	1.516	15	87175-4	87175-3
		BLACK	.054	0	0	.108	1	87175-2	

DO NOT SCALE PRINT. UNLESS SPECIFIED DIMENSIONS IN INCHES TOLERANCES ON:		DR 11-16-89 D KEITZER		TE Connectivity NAME HOUSING-LOCKING CLIP .025 SQ. POST, .100 CENTERS (CLOSE END) SINGLE ROW	
2 PLC DEC ± .005		CHK 11-29-89 S. BEAM			
3 PLC DEC ± .005		APPD 11-29-89 S. BEAM		MATERIAL	
ANGLES ± 0°30'		APPD 11-29-89 R. ELICKER		PRODUCT SPEC	
SEE TABLE		108-36028		FINISH	
APPLICATION SPEC		114-25006		DRAWING NO	
WEIGHT		-		SIZE D 00779	
				SCALE 4:1	
				SHEET 1 OF 1	