



HEADERS & RECEPTACLES



TE CONNECTIVITY (TE)

2.5 S.D.L POST HDR ASY 4P STD

Signal Double Lock | Signal Double Lock

917782-1

TE Internal Number: 917782-1

Always EU RoHS/ELV Compliant

Centerline **2.5 mm [.098 in]**

Number of Positions **4**

PCB Mounting Orientation **Vertical**

PCB Mounting Style **Through Hole**

Number of Rows **1**

Active

PRODUCT DRAWING
English

3D PDF

Product Drawings

[2.5mm SIGNAL DBL-LOCK 4P POST HEADER ASS'Y](#)

PDF (TIFF AVAILABLE)
English

[2.5mm SIGNAL DBL-LOCK 4P POST HEADER ASS'Y](#)

PDF (TIFF AVAILABLE)
English

CAD Files

[Customer View Model](#)

2D_DXF.ZIP
English

[3D PDF](#)

PDF
3D

[Customer View Model](#)

3D_IGS.ZIP
English

[Customer View Model](#)

3D_STP.ZIP
English

Catalog Pages/Data Sheets

[SOFT_SHELL_PIN_AND_SOCKET_CONNECTORS_CATALOG](#)

PDF
English

Product Specifications

Product Specification

[2.5 Signal DBL Lock Connector](#)

PDF
English

Product Environmental Compliance

TE Material Declaration

[MD_917782-1_0422201446_dmtec](#)

PDF
English

Instruction Sheets

Please review product documents or [contact us](#) for the latest agency approval information. Please Note: Use the Product Drawing for all design activity.

Product Type Features	PCB Mounting Orientation	Vertical
	Product Type	Connector
	Connector Type	Header
	Connector System	Wire-to-Board
	Strain Relief	Without
	Profile	Standard
	Sealed	No
	Glow Wire Rating	Glow Wire
	Connector Style	Receptacle
Applies To	Printed Circuit Board	

Configuration Features	Number of Positions	4
	Number of Rows	1

Electrical Characteristics	Operating Voltage	50 VAC [50 VDC]
----------------------------	-------------------	--------------------------

Body Features	Header Type	Shrouded
---------------	-------------	-----------------

Contact Features	Contact Mating Area Plating Material	Pre-Tin
	Contact Mating Area Plating Thickness	.8 µm [31.49 – 98.42 µin]
	Underplate Material	Copper
	Contact Termination Area Plating Thickness	.8 µm [31.49 – 98.42 µin]
	Contact Size	.64
	Underplate Material Thickness	.5 – 1.2 µm, 19.68 – 47.24 µin
	Contact Style	Straight
	Contact Shape	Square
	Tail Plating Material	Pre-Tin
	Contact Termination Area Plating Material	Pre-Tin
	Tail Plating Thickness	.8 µm [31.49 – 98.42 µin]

	Contact Type	Tab
	Contact Transmits (Typical)	Signal (Data)
	Contact Current Rating (A)	3
	Contact Layout	Inline
	Contact Base Material	Brass
Termination Features	Termination Method to PC Board	Through Hole - Solder
	Termination Method to Wire/Cable	Solder
Mechanical Attachment	PCB Mounting Style	Through Hole
	PCB Mount Alignment	With
	PCB Mount Alignment Type	Locating Posts
	Mating Retention	With
	PCB Mount Retention	With
	PCB Mount Retention Type	Kinked
	Contact Retention	Without
	Mating Alignment Type	Polarization
	Mating Retention Type	Latch
Mating Alignment	With	
Housing Features	Centerline	2.5 mm [.098 in]
	Housing Color	Natural
	Housing Style	Standard Profile
	Housing Material	Nylon 6/6 GF
Dimensions	Tail Length	3.2 mm [.126 in]
	Mating Post Length	4.7 mm [.18 in]
	PCB Thickness (Recommended)	1.6 mm [.063 in]
	Height	9.8 mm [.38 in]
	Length (mm)	12.5
Usage Conditions	Operating Temperature Range	-30 – 105 °C [-22 – 221 °F]
Operation/Application	For Use With	Plug Housing
Industry Standards	UL Flammability Rating	UL 94V-0

Packaging Features

Packaging Method

Bag/Box

Packaging Quantity





200

Product Compliance

[Statement of Compliance PDF](#)

[VIEW ALL PRODUCT COMPLIANCE](#)

CUSTOMERS ALSO BOUGHT

WIRE-TO-BOARD HEADERS & RECEPTACLES	WIRE-TO-BOARD HEADERS & RECEPTACLES	WIRE-TO-BOARD HEADERS & RECEPTACLES	CRIMP TERMINAL HOUSINGS
			
2.5 S.D.L POST HDR ASY 12P STD 917790-1	2.5 S.D.L POST HDR ASY 10P STD 917788-1	2.5 S.D.L POST/HDR ASY 3P STD 917781-1	250 POWER CONN 2P HDR ASSY-A 1743330-1
Save to List Find Similar Products	Save to List Find Similar Products	Save to List Find Similar Products	Save to List Find Similar Products

Products - 1 Results

[View All](#)

[Compare 0/10](#)

Relation Type

RELATIONSHIP

Mating Products

Used to identify Mating Parts

[See All Mating Products](#)

PRODUCT - MATING PRODUCTS



Connectors - Wire-to-Board Connector
Housings
Signal Double Lock | Signal Double Lock
**2.5 SIGNAL D/LOCK
PLUG HSG 4P - 917688-1**
TE INTERNAL NUMBER: 917688-1

✓ Active

Always EU RoHS/ELV Compliant

Centerline **2.5 mm**

Number of Positions **4**

Number of Rows **1**

Color **Natural**

Mating Retention **With**

