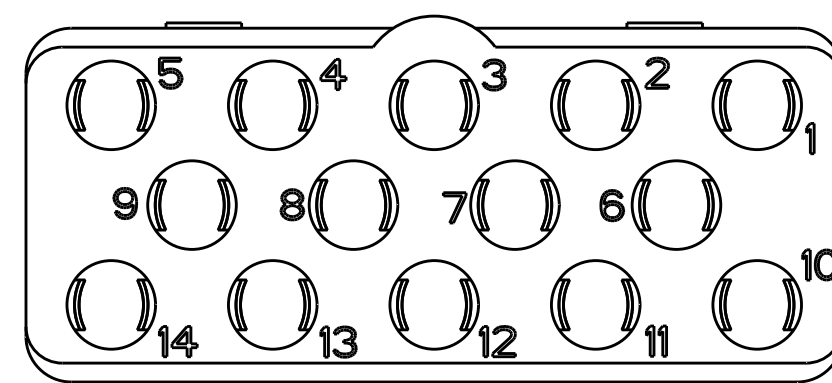
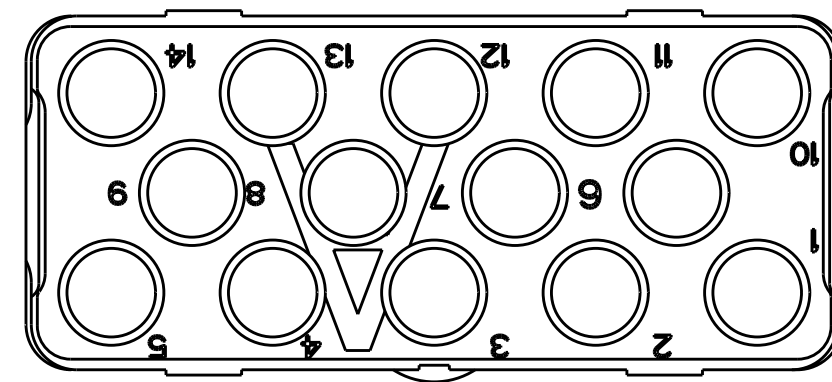
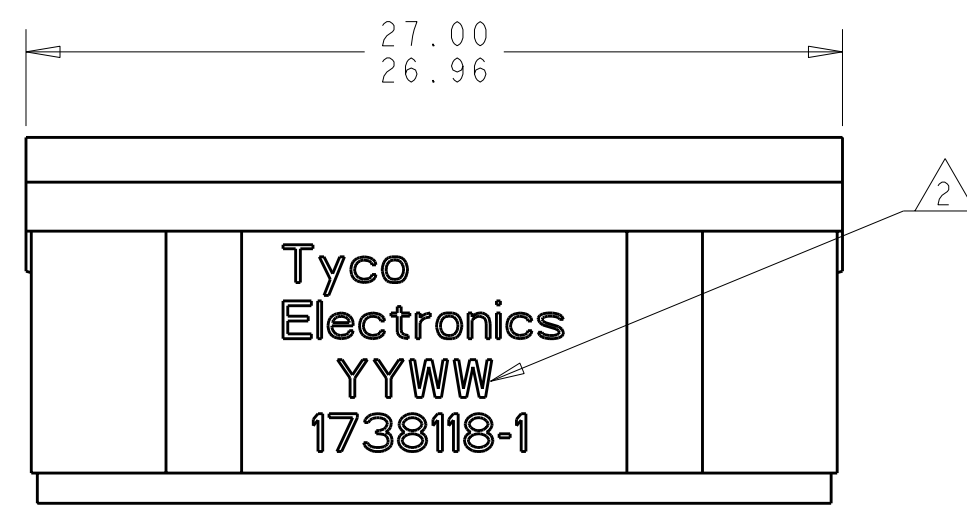
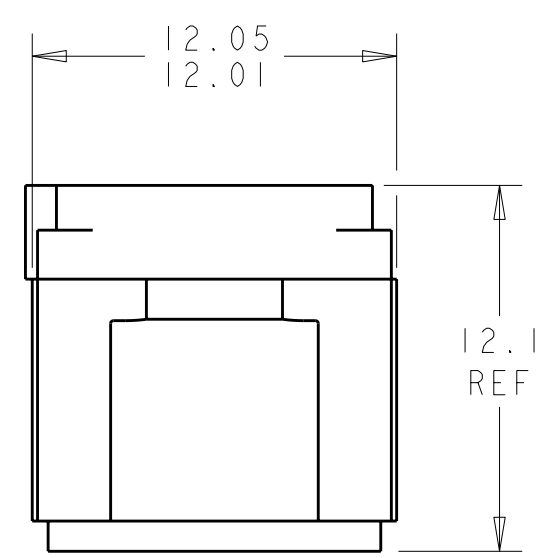


THIS DRAWING IS UNPUBLISHED. RELEASED FOR PUBLICATION 2009
 © COPYRIGHT 2009 BY TYCO ELECTRONICS CORPORATION. ALL INTERNATIONAL RIGHTS RESERVED.

LOC		DIST		REVISIONS			
P	LTR	DESCRIPTION	DATE	DWN	APVD		
		1	REDRAWN IN PRO/E	05MAY2010	RF	JM	



MATING FACE



1 FRONT & REAR INSULATOR: HIGH-TEMP THERMOPLASTIC OR THERMOSET EPOXY PER ASTM D5948.
 CONTACT RETENTION CLIPS: STAINLESS STEEL PER AISI 302 OR COPPER ALLOY PER ASTM B194

2 DATE CODE: YEAR & WEEK (YY WW)

3. DESCRIPTIVE PART NUMBER GPRBNI4PA
 THIS INSERT CONTAINS: 14 CAVITIES FOR SIZE 16 PIN CONTACTS

4. THIS PRODUCT IS SOLD BY TYCO ELECTRONICS UNDER A LICENSE FROM RADIALL SA.

THIS PRINT IS
PRELIMINARY
 UNQUALIFIED PRODUCT
 CONTACT PRODUCT ENGINEERING
 BEFORE USING THIS PRINT

1738118-1
 PART
 NUMBER

THIS DRAWING IS A CONTROLLED DOCUMENT FOR TYCO ELECTRONICS CORPORATION IT IS SUBJECT TO CHANGE AND THE CONTROLLING ENGINEERING ORGANIZATION SHOULD BE CONTACTED FOR THE LATEST REVISION.		DWN BH	05MAY10	Tyco Electronics Harrisburg, PA 17105-3608	
DIMENSIONS: mm		CHK JPM	05MAY10	PRELIMINARY INSERT ASSEMBLY, PIN, ARRANGEMENT 14, NON-ENVIRONMENTAL, KEY A, GPRB	
TOLERANCES UNLESS OTHERWISE SPECIFIED: 0 PLC ±- 1 PLC ±0.1 2 PLC ±0.05 3 PLC ±- 4 PLC ±- ANGLES ±1 FINISH		APVD JPM	05MAY10		
MATERIAL		PRODUCT SPEC		SIZE	RESTRICTED TO
1 -		APPLICATION SPEC		CAGE CODE	
		WEIGHT		DRAWING NO	
		CUSTOMER DRAWING		A200779	
		SCALE		6:1	
		SHEET		OF	
		REV			