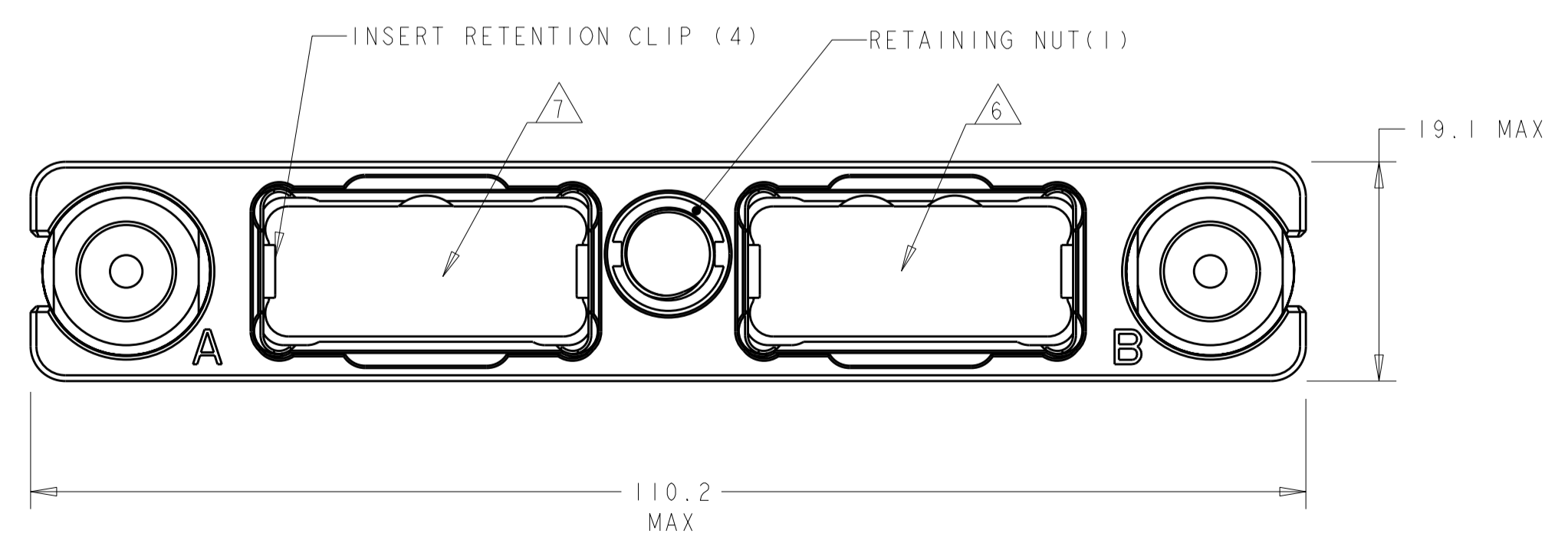
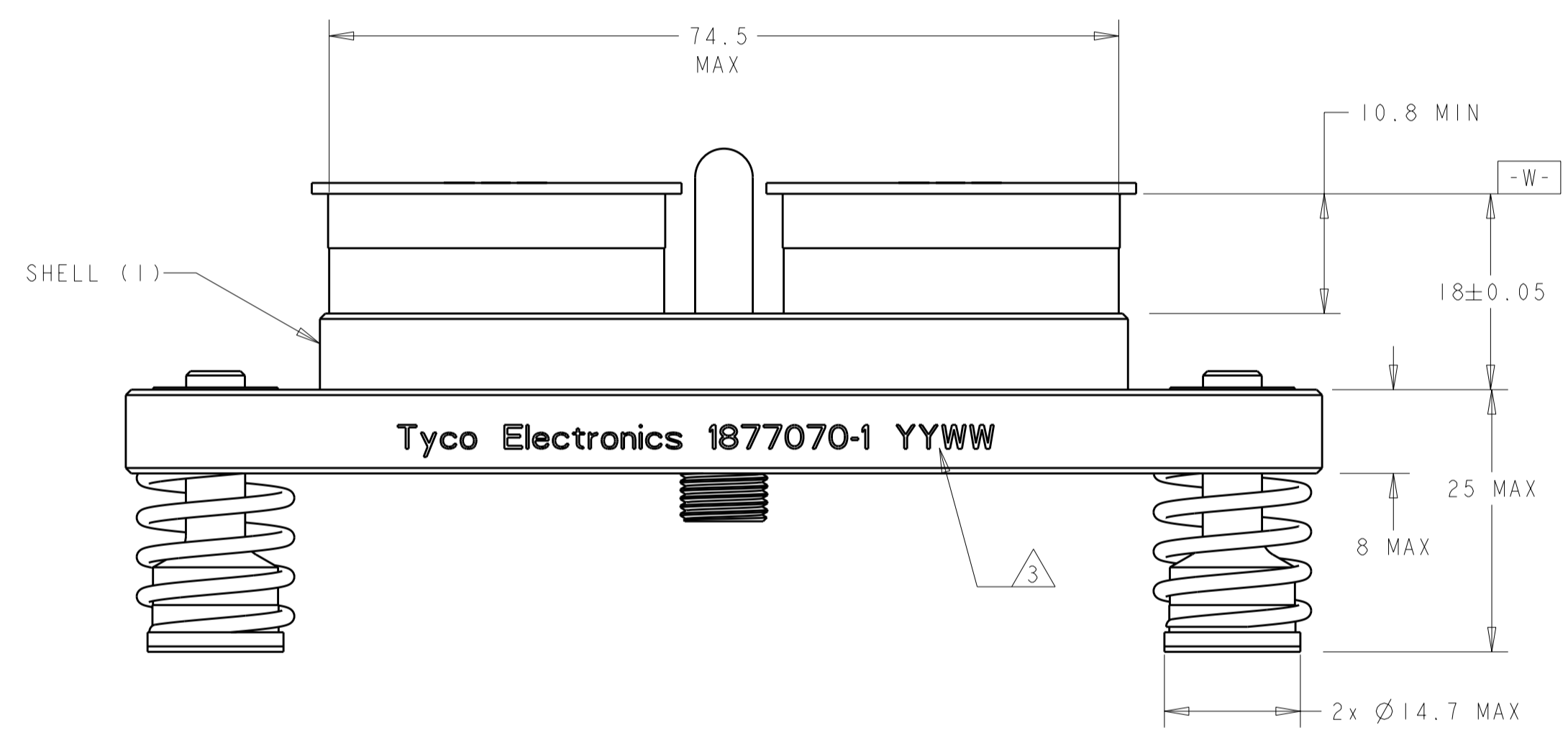
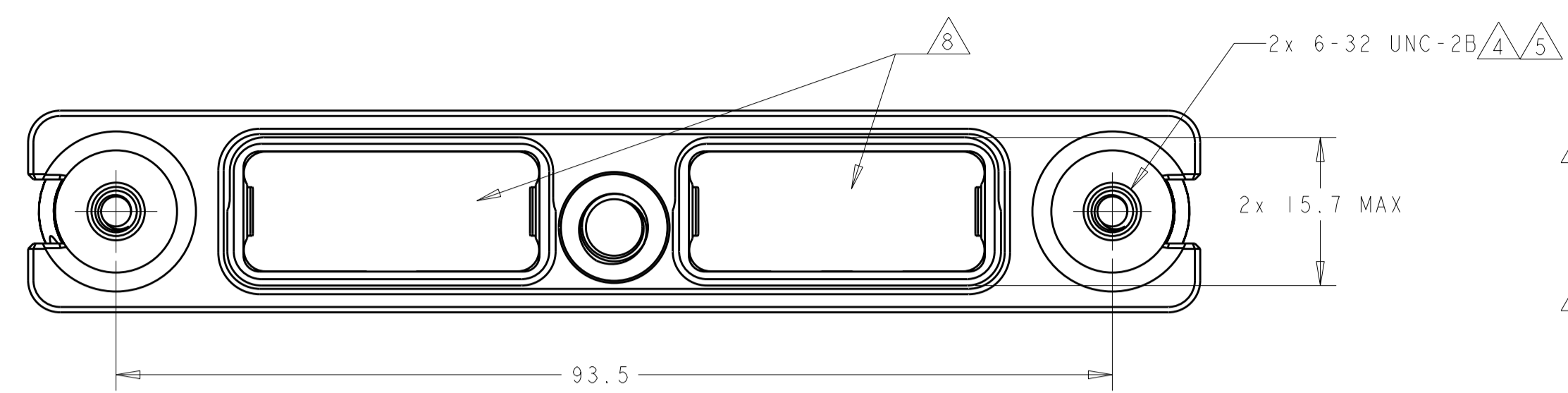
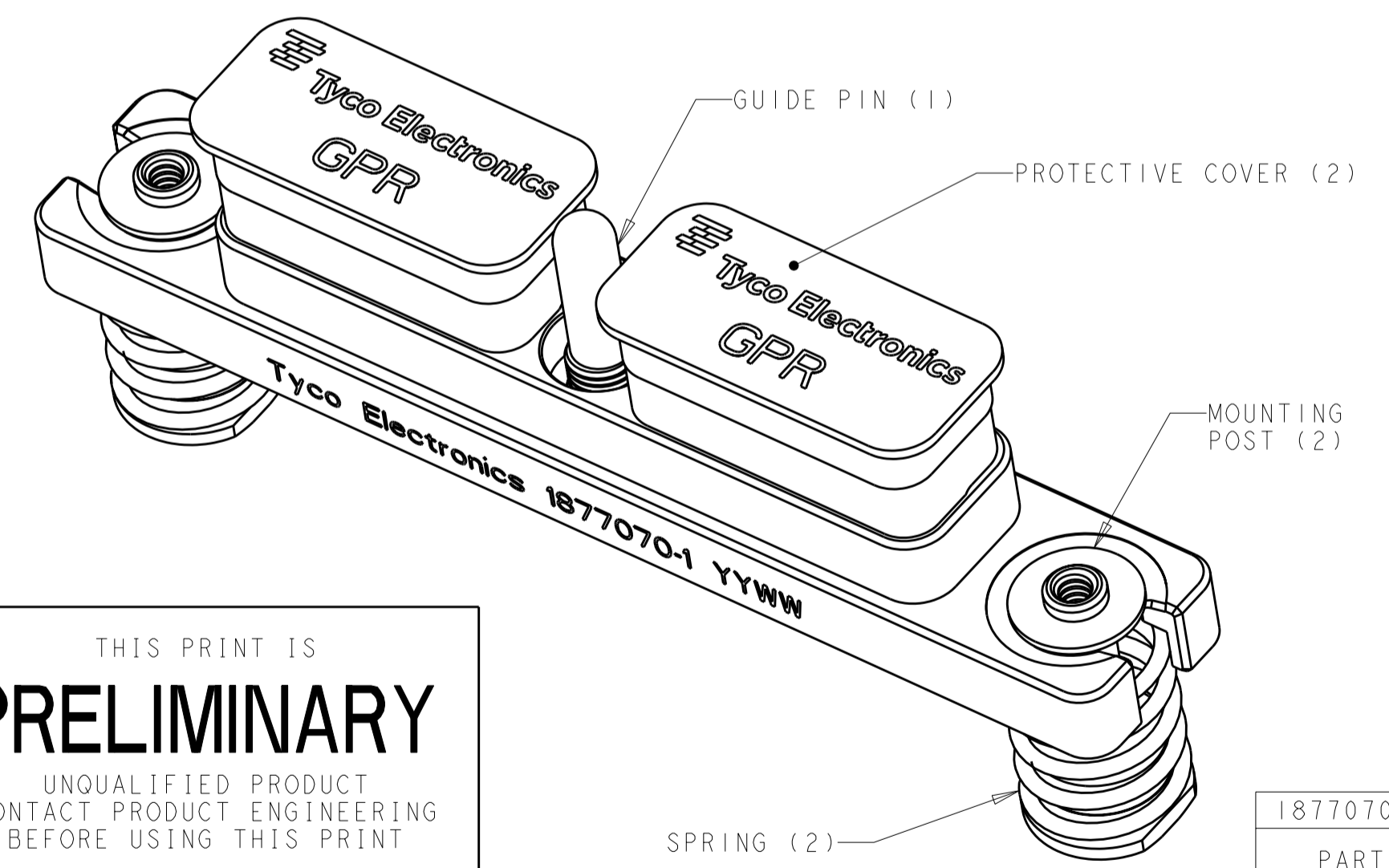


LOC		DIST		REVISIONS			
P	LTR	DESCRIPTION	DATE	DWN	APVD		
1		PROPOSED	19MAY2005	BW	JPM		
2		REVISED	16MAR06	CJV	JPM		
3		REVISED	18MAY07	BH	JPM		
4		REVISED	16APR10	RF	JM		



- 1 SHELL : ALUMINUM ALLOY 6061 T651 PER SAE AMS-QQ-A-250
 INSERT RETENTION CLIP: COPPER ALLOY PER ASTM B194
 GUIDE PIN & MOUNTING POST: STAINLESS STEEL PER AISI 303
 PROTECTIVE COVER: THERMOPLASTIC ELASTOMER
 SPRING & RETAINING NUT: STAINLESS STEEL PER AISI 316
- 2 SHELL: ELECTROLYTIC NICKEL PER SAE AMS QQ-N-290 OVER
 ELECTROLESS NICKEL PER SAE AMS-2404, CLASS 3.
 GUIDE PIN & MOUNTING POST: PASSIVATED
- 3 DATE CODE - YEAR & WEEK (YY WW)
- 4 6-32 SCREWS ARE REQUIRED FOR PANEL MOUNTING (NOT INCLUDED).
 SCREW HEAD DIAMETER: 8.5mm MAX
 RECOMMENDED TORQUE: 1.3 N-m [11.5 in-lb] MIN.
- 5 6-32 THREADED HOLES ARE SELF-LOCKING, HAVING THE SPIRALOCK® THREAD FORM.
 SPIRALOCK® IS A REGISTERED TRADEMARK OF SPIRALOCK CORPORATION.
- 6 SHELL CAVITY FOR GPRB SERIES INSERT WITH KEYING CODE A
- 7 SHELL CAVITY FOR GPRB SERIES INSERT WITH KEYING CODE B
- 8 THE PROTECTIVE COVERS ARE NOT SHOWN FOR CLARITY.
- 9 PANEL THICKNESS: 4.06 mm MAX
- 10. TOTAL LATERAL FLOAT: Ø4mm MIN
 REQUIRED AXIAL DISPLACEMENT IN THE MATING DIRECTION: 2.25±1mm
- 11. THIS PRODUCT IS SOLD BY TYCO ELECTRONICS UNDER A LICENSE FROM RADIALL SA.




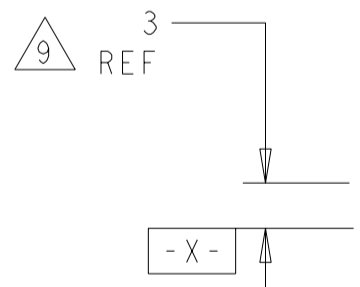
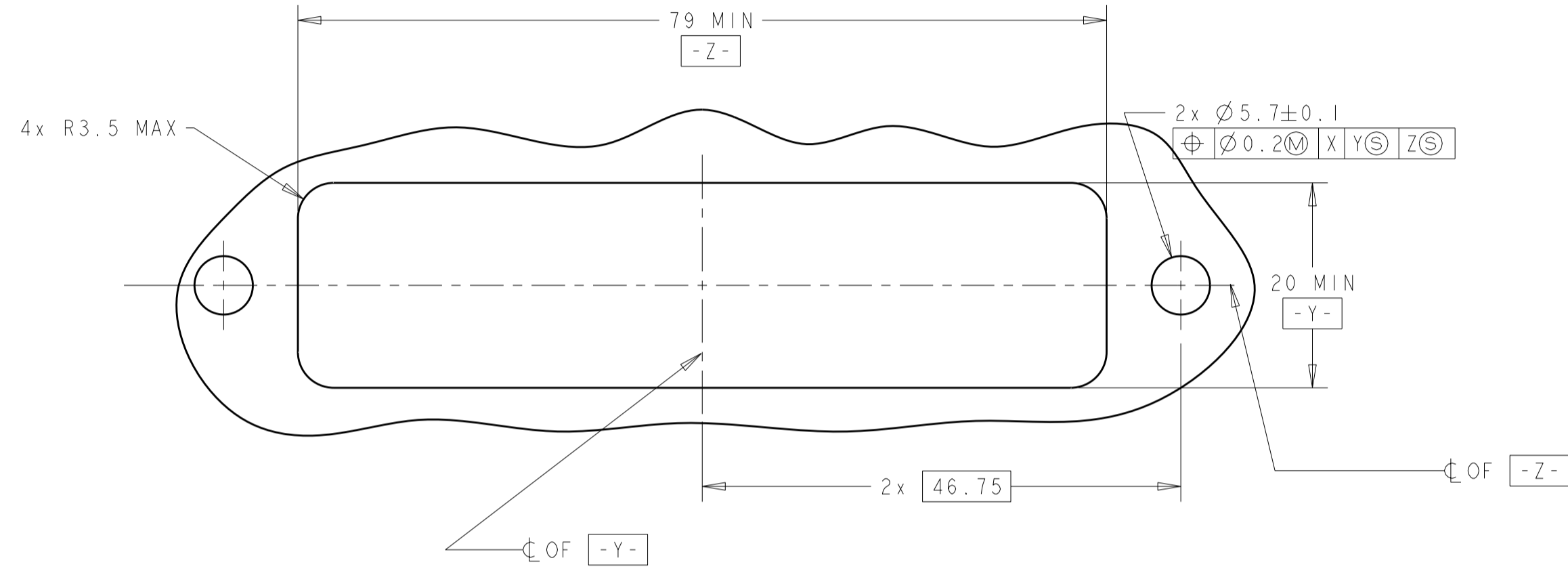
THIS PRINT IS
PRELIMINARY
 UNQUALIFIED PRODUCT
 CONTACT PRODUCT ENGINEERING
 BEFORE USING THIS PRINT

1877070-1
 PART NUMBER

THIS DRAWING IS A CONTROLLED DOCUMENT FOR TYCO ELECTRONICS CORPORATION IT IS SUBJECT TO CHANGE AND THE CONTROLLING ENGINEERING ORGANIZATION SHOULD BE CONTACTED FOR THE LATEST REVISION.		DWN BW 20APR2005	Tyco Electronics Harrisburg, PA 17105-3608	
DIMENSIONS: mm		CHK JPM 20APR2005	NAME PLUG SHELL ASSEMBLY, SPRING-LOADED, FLOAT-MOUNTING, GPRB2	
TOLERANCES UNLESS OTHERWISE SPECIFIED: 0 PLC ±0.2 1 PLC ±0.2 2 PLC ±0.2 3 PLC ± 4 PLC ± ANGLES ± FINISH		APVD JPM 20APR2005	RESTRICTED TO	
MATERIAL		PRODUCT SPEC -	SIZE A2	CAGE CODE 00779
1		APPLICATION SPEC -	DRAWING NO C-1877070	REV 4
2		WEIGHT -	SCALE 2:1 SHEET 1 OF 2	
CUSTOMER DRAWING		SHEET 1 OF 2 REV 4		

THIS DRAWING IS UNPUBLISHED. RELEASED FOR PUBLICATION 20
 © COPYRIGHT 20 BY TYCO ELECTRONICS CORPORATION. ALL RIGHTS RESERVED.

LOC		DIST		REVISIONS			
P	LTR	DESCRIPTION	DATE	DWN	APVD		
-	-	SEE SHEET 1	-	-	-		



RECOMMENDED PANEL CUTOUT

THIS DRAWING IS A CONTROLLED DOCUMENT FOR TYCO ELECTRONICS CORPORATION. IT IS SUBJECT TO CHANGE AND THE CONTROLLING ENGINEERING ORGANIZATION SHOULD BE CONTACTED FOR THE LATEST REVISION.		DWN	20APR2005		Tyco Electronics Harrisburg, PA 17105-3608
DIMENSIONS:		CHK	20APR2005		
mm		APVD	20APR2005		
TOLERANCES UNLESS OTHERWISE SPECIFIED:		PRODUCT SPEC	NAME		
0 PLC	±0.2	-	PLUG SHELL ASSEMBLY, SPRING-LOADED, FLOAT-MOUNTING, GPRB2		
1 PLC	±0.2	APPLICATION SPEC	SIZE	CAGE CODE	DRAWING NO
2 PLC	±0.2	-	A2	00779	C-1877070
3 PLC	±	WEIGHT	RESTRICTED TO		
4 PLC	±	-	-		
ANGLES	±	CUSTOMER DRAWING	SCALE	SHEET	OF
FINISH	±	-	2:1	2	2
MATERIAL		REV	4		