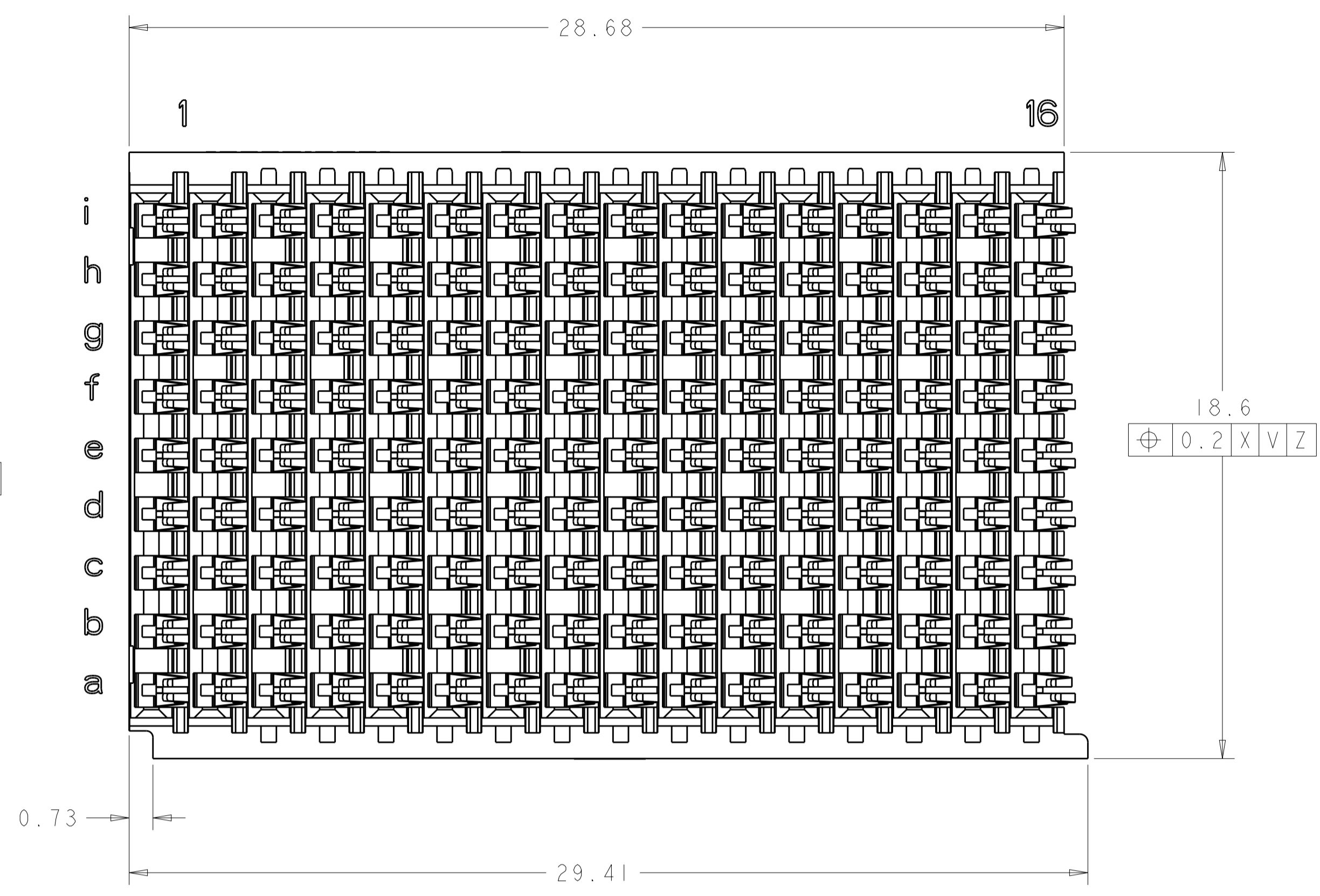
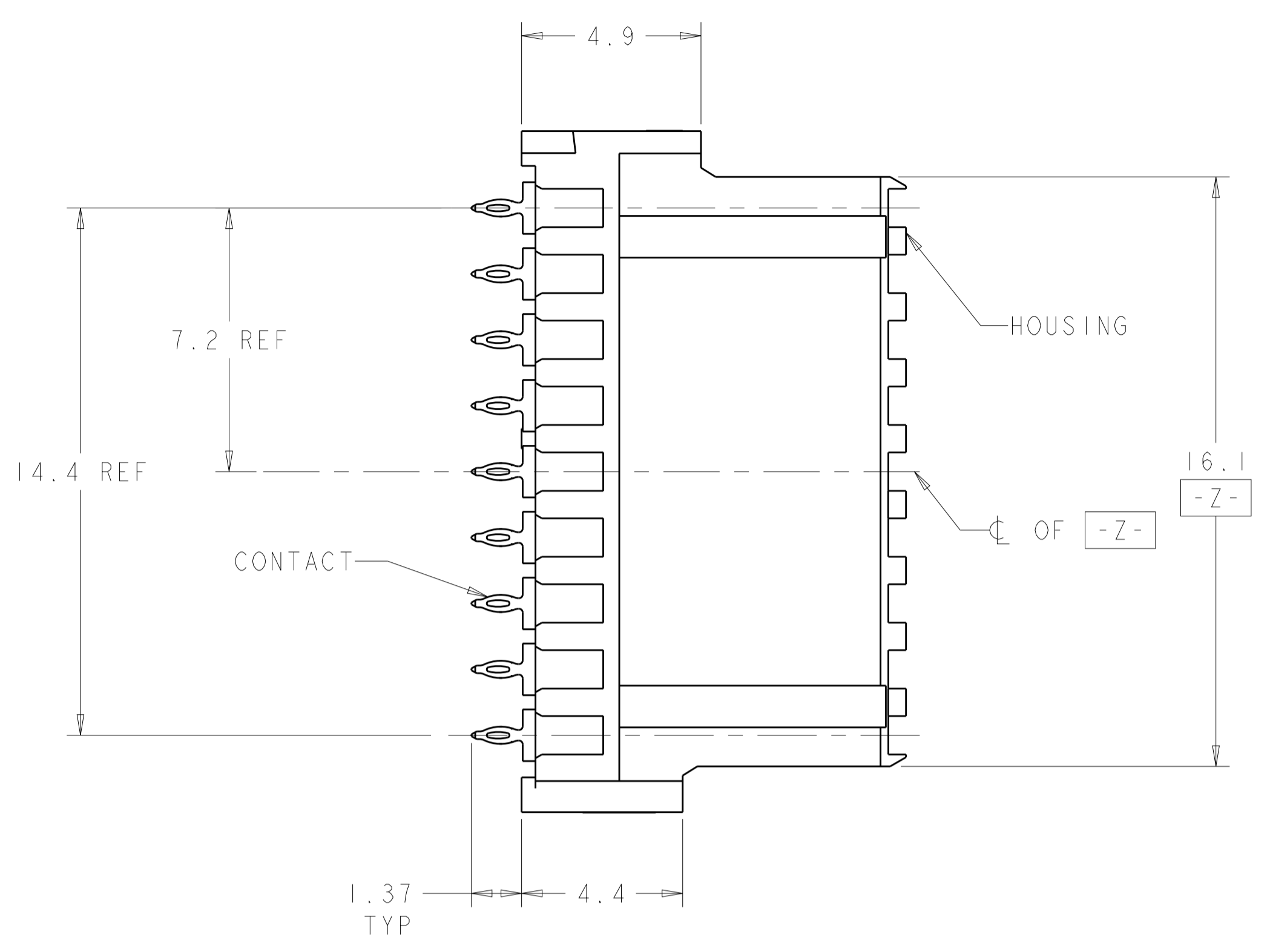
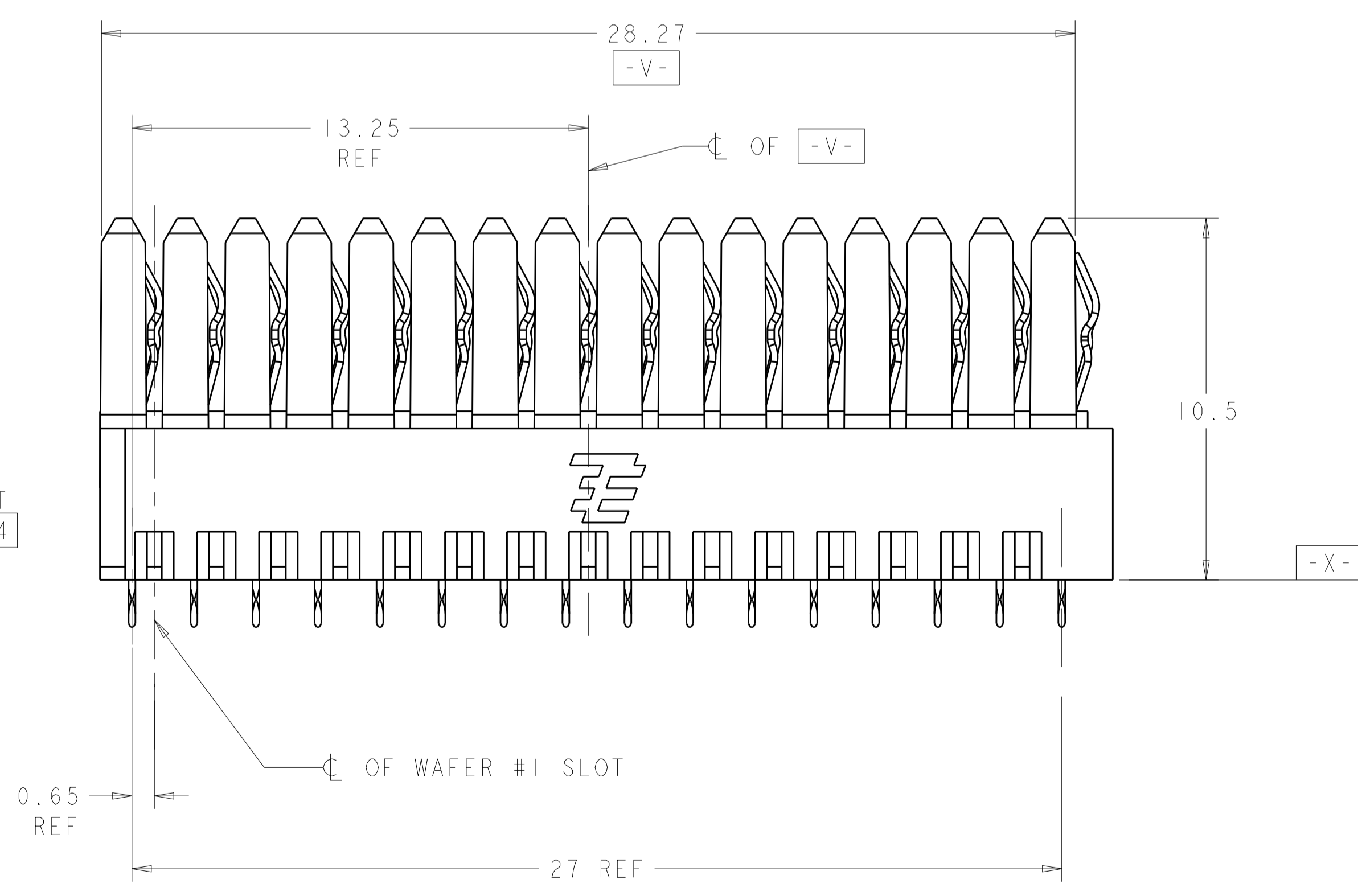
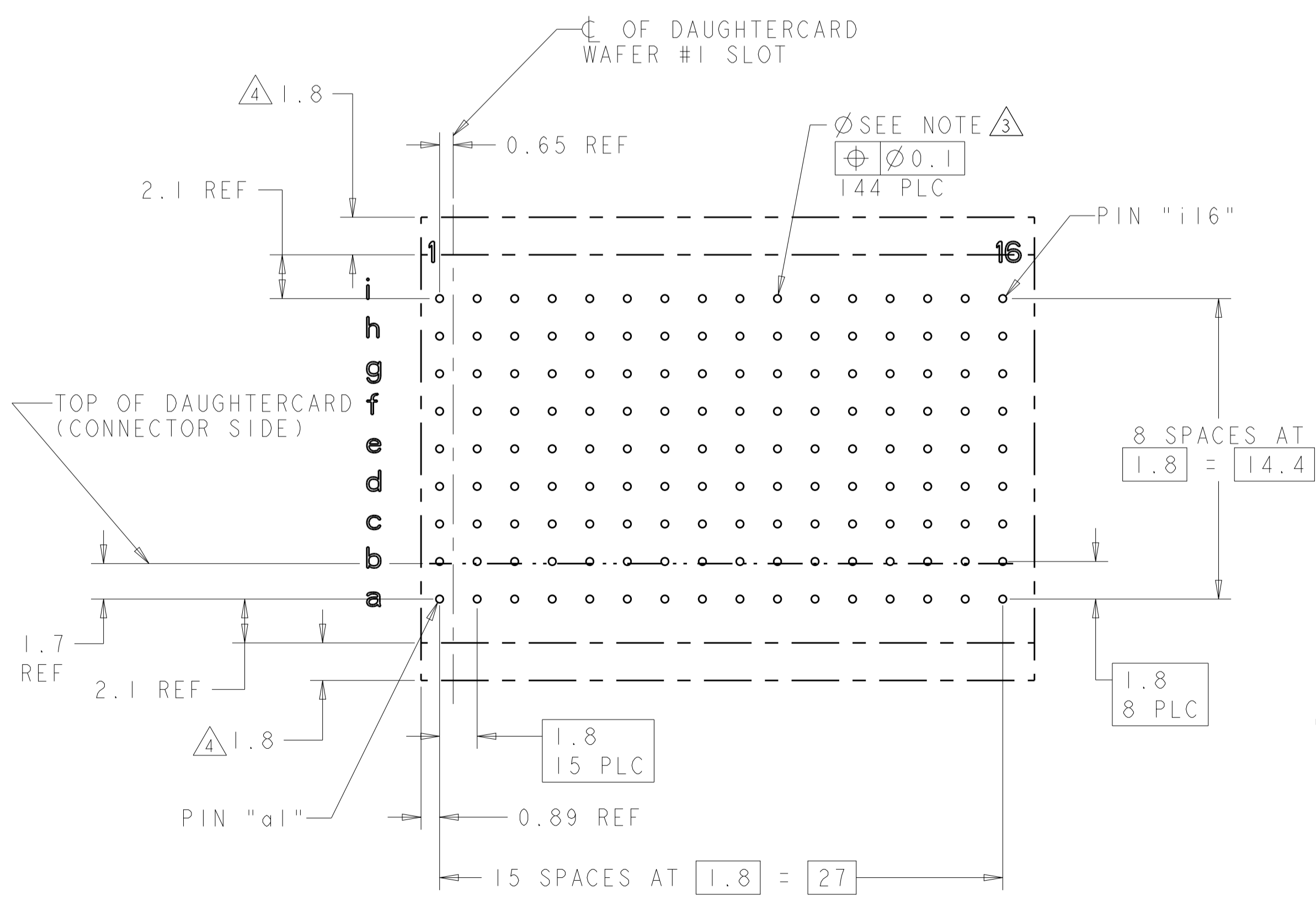


REVISIONS				
P.	LTN.	DESCRIPTION	DATE	APVD.
A		RELEASED PER ECO-19-001811	05FEB2019	DCB AT



- 1 HOUSING: LCP, UL94V0, COLOR: BLACK. CONTACT: PHOSPHOR BRONZE.
- 2 FINISH: 1.27 μ m GOLD IN CONTACT AREA 1.27 μ m MIN. TIN-LEAD ON PCB TAIL OVER 2.54 μ m MIN. NICKEL OVER ALL.
- 3 PLATED THRU HOLE SPECIFICATION:
 - DRILLED HOLE: $\phi 0.45 \pm 0.02$
 - 0.025-0.050 THICK COPPER PLATING (MAX HARDNESS 150 KNOOP)
 - FINISH OPTIONS:
 - 0.0038-0.0124 HOT AIR SOLDER LEVELING (HASL) TIN-LEAD (SnPb)
 - 0.0005-0.004 IMMERSION TIN (Sn)
 - 0.0002-0.0005 ORGANIC SOLDERABILITY PRESERVATIVE (OSP)
 - 0.0001-0.0005 IMMERSION SILVER (Ag)
 - 0.0001-0.0005 IMMERSION GOLD OVER
 - 0.00127-0.0076 NICKEL (ENIG)
 - FINISH HOLE DIAMETER AFTER PLATING = $\phi 0.36$ REF
- 4 ADDITIONAL CONNECTOR-SIDE KEYPOT AREA REQUIRED IF CONNECTOR-SIDE EXTRACTION TOOL IS TO BE USED.
- 5 FINISH: 1.27 μ m MIN GOLD IN CONTACT AREA, 0.50 μ m MIN TIN ON PCB TAIL OVER 2.54 μ m MIN. NICKEL OVER ALL.



PC BOARD LAYOUT (CONNECTOR SIDE)
(SEE SHEET 2 FOR RTM)
SCALE 5:1

5	2302789-2
2	2302789-1
PLATING	PART NO

THIS DRAWING IS A CONTROLLED DOCUMENT.

OWN: A. MILLER 09AUG2016
CHK: A. TSANG 09AUG2016
APVD: -

DIMENSIONS: mm

TOLERANCES UNLESS OTHERWISE SPECIFIED:

0 PLC	±
1 PLC	±0.5
2 PLC	±0.13
3 PLC	±
4 PLC	±
ANGLES	±1°

MATERIAL: SEE TABLE

FINISH: SEE TABLE

RESTRICTED CUSTOMER

PRODUCT SPEC: 108-2072-3
APPLICATION SPEC: 114-163004

SIZE: 114-163004
WEIGHT: 6.51g

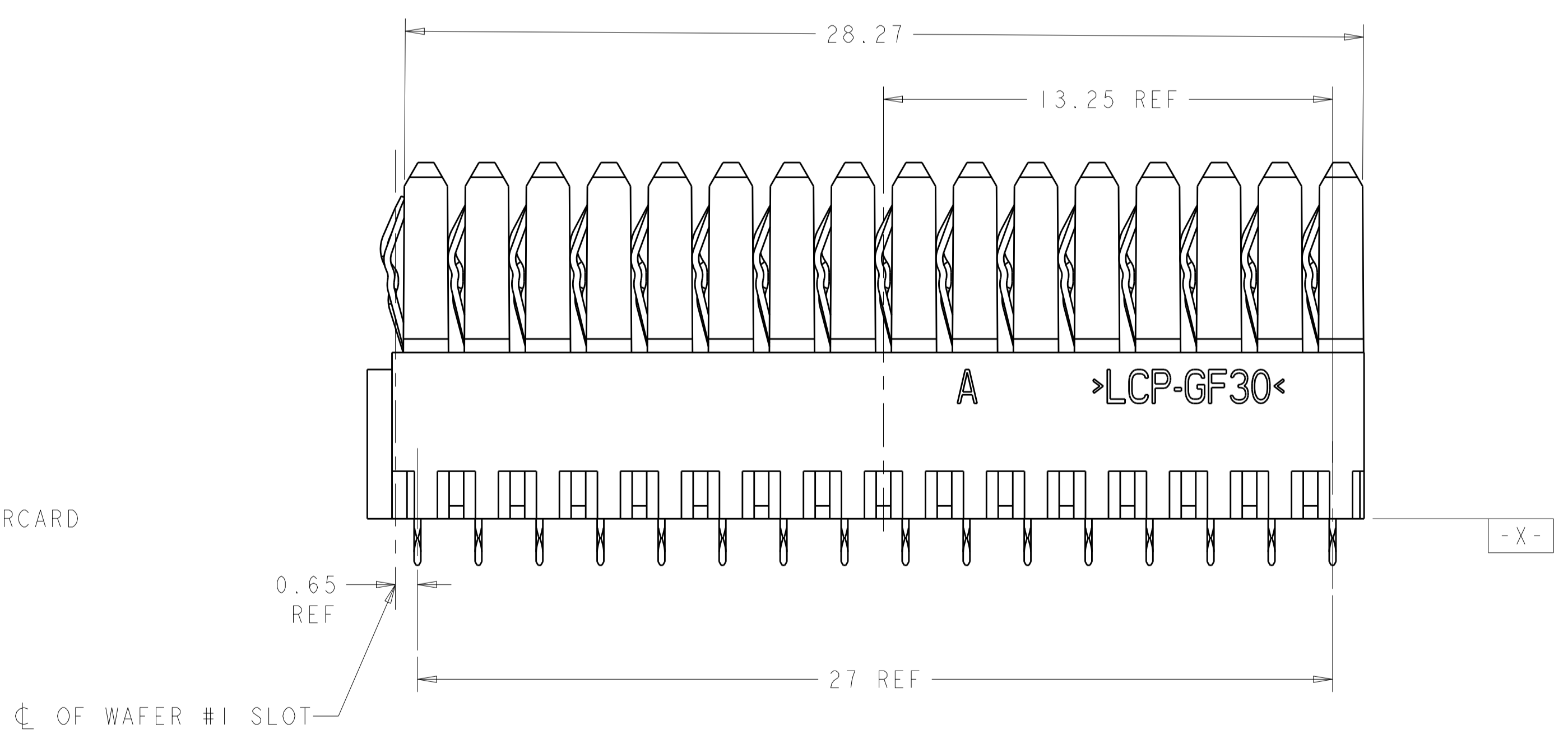
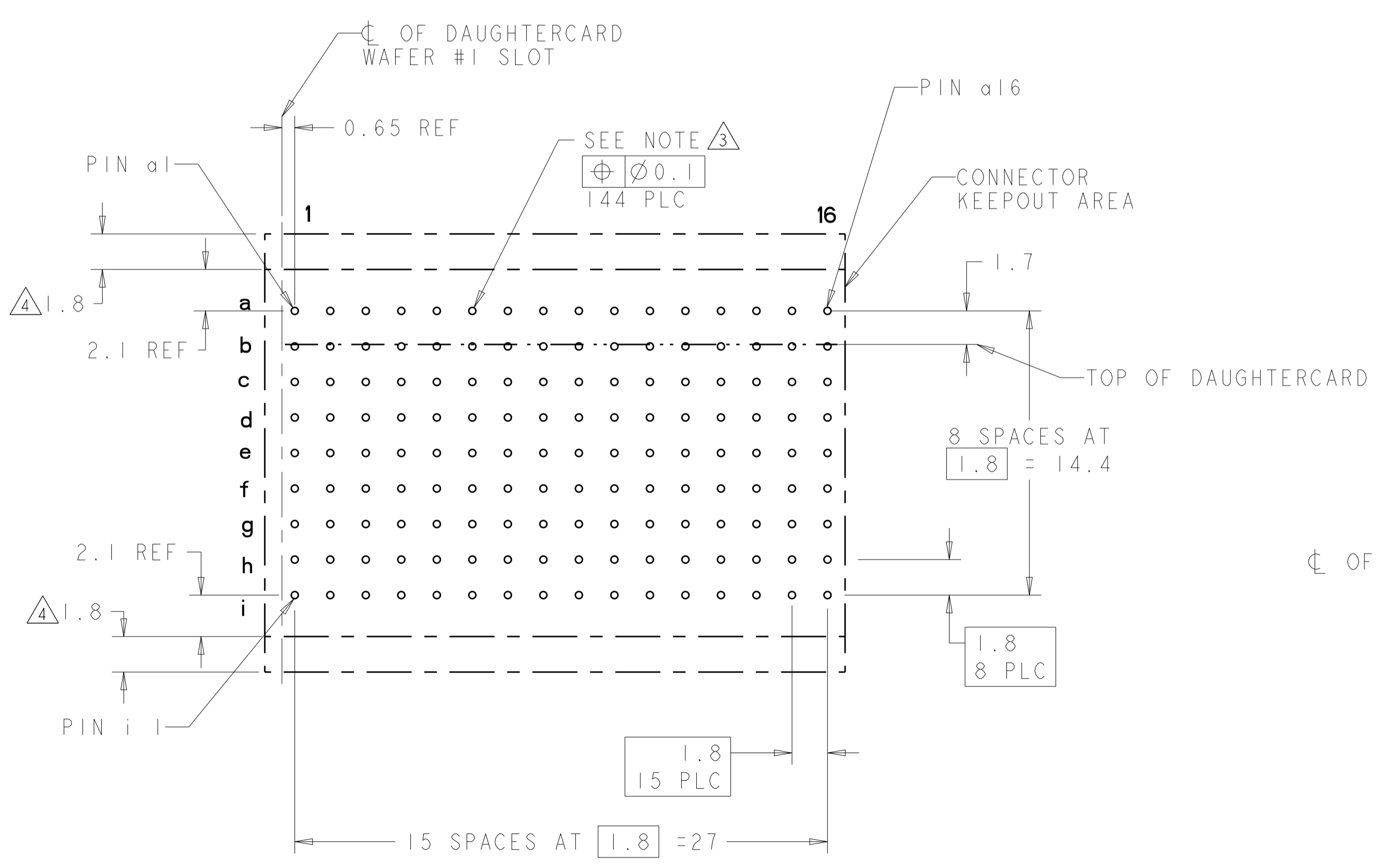
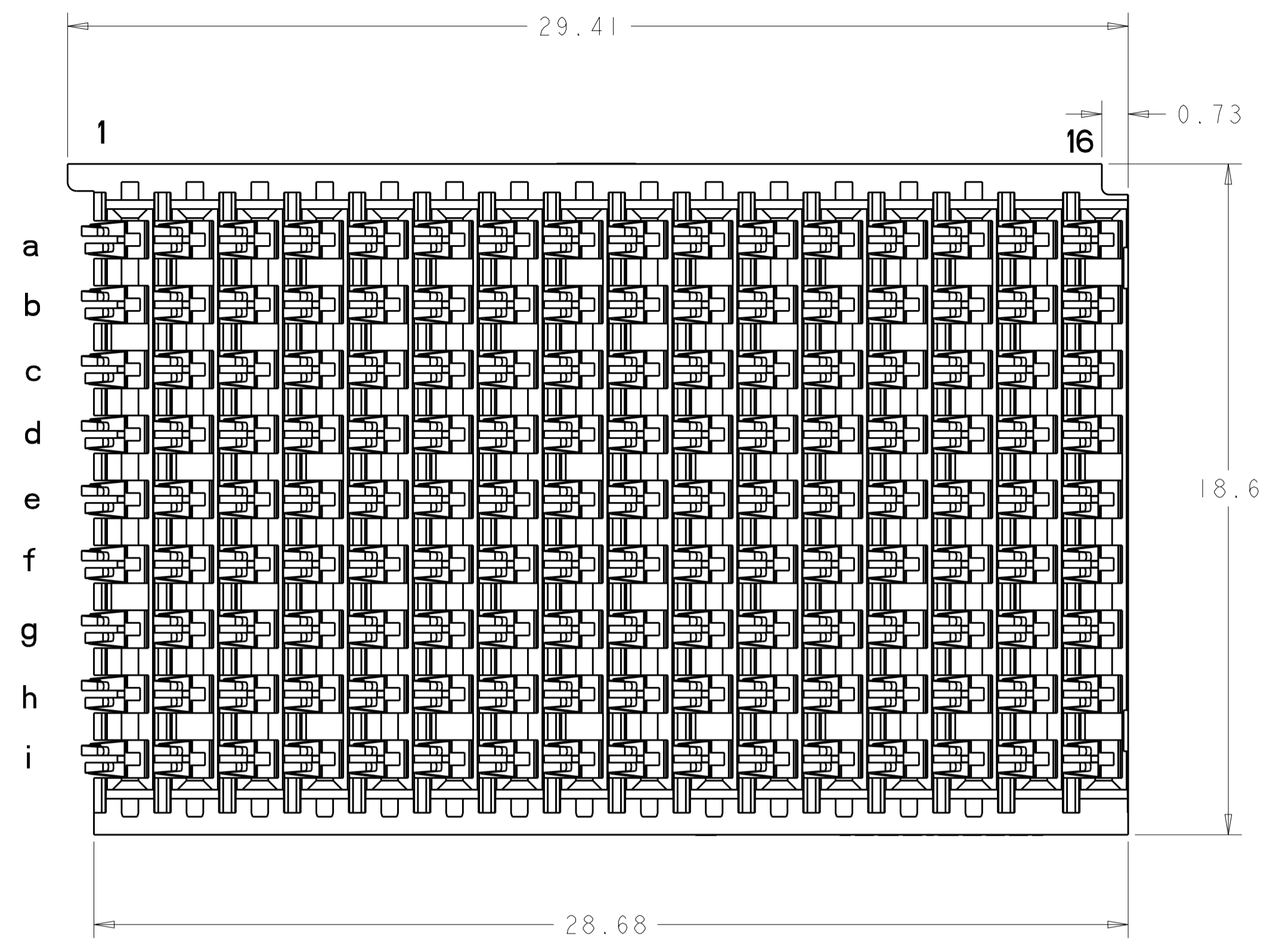
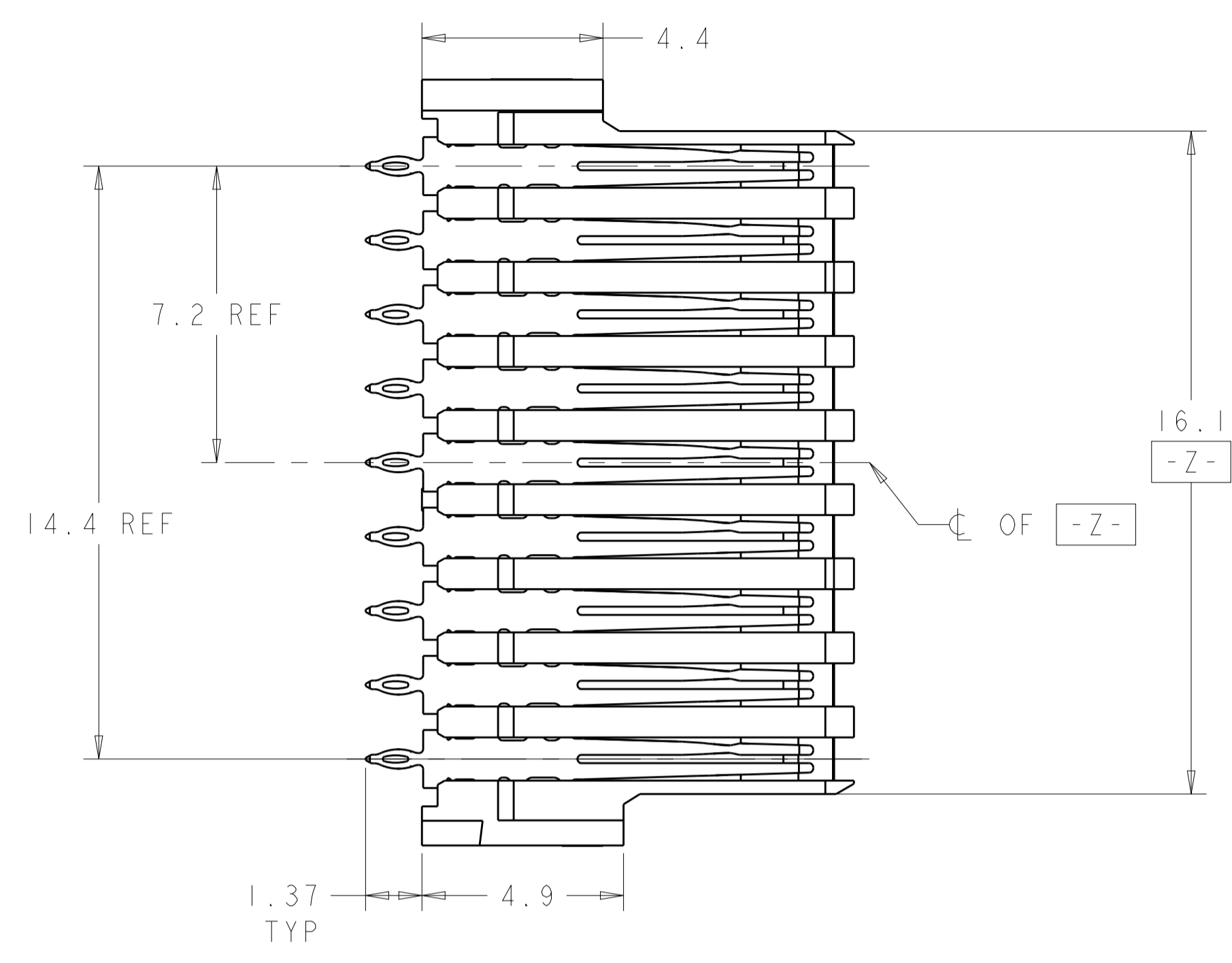
NAME: VERTICAL RECEPTACLE ASSEMBLY, CENTER, MULTIGIG RT 3

RESTRICTED TO: A100779C=2302789

SCALE: 2:1 SHEET 1 OF 2 REV A

REAR TRANSITION MODULE APPLICATION

REVISIONS				
P.	LTN	DESCRIPTION	DATE	APVD
-	-	SEE SHEET 1	-	-



THIS DRAWING IS A CONTROLLED DOCUMENT.		DWN: R. MILLER 09AUG2016	 TE Connectivity												
DIMENSIONS: mm		CHK: A. TSANG 09AUG2016													
TOLERANCES UNLESS OTHERWISE SPECIFIED:		APVD: -	NAME: VERTICAL RECEPTACLE ASSEMBLY, CENTER, MULTIGIG RT 3												
<table border="1"> <tr><td>0 PLC</td><td>±</td></tr> <tr><td>1 PLC</td><td>±0.5</td></tr> <tr><td>2 PLC</td><td>±0.13</td></tr> <tr><td>3 PLC</td><td>±</td></tr> <tr><td>4 PLC</td><td>±</td></tr> <tr><td>ANGLES</td><td>±1°</td></tr> </table>		0 PLC	±	1 PLC	±0.5	2 PLC	±0.13	3 PLC	±	4 PLC	±	ANGLES	±1°	PRODUCT SPEC: 108-2072-3	SIZE: CAGE CODE: DRAWING NO: RESTRICTED TO:
0 PLC	±														
1 PLC	±0.5														
2 PLC	±0.13														
3 PLC	±														
4 PLC	±														
ANGLES	±1°														
MATERIAL: -		APPLICATION SPEC: 114-163004	SCALE: 2:1 SHEET 2 OF 2 REV A												
FINISH: -		WEIGHT: 6.51g	RESTRICTED CUSTOMER												
SEE TABLE															