

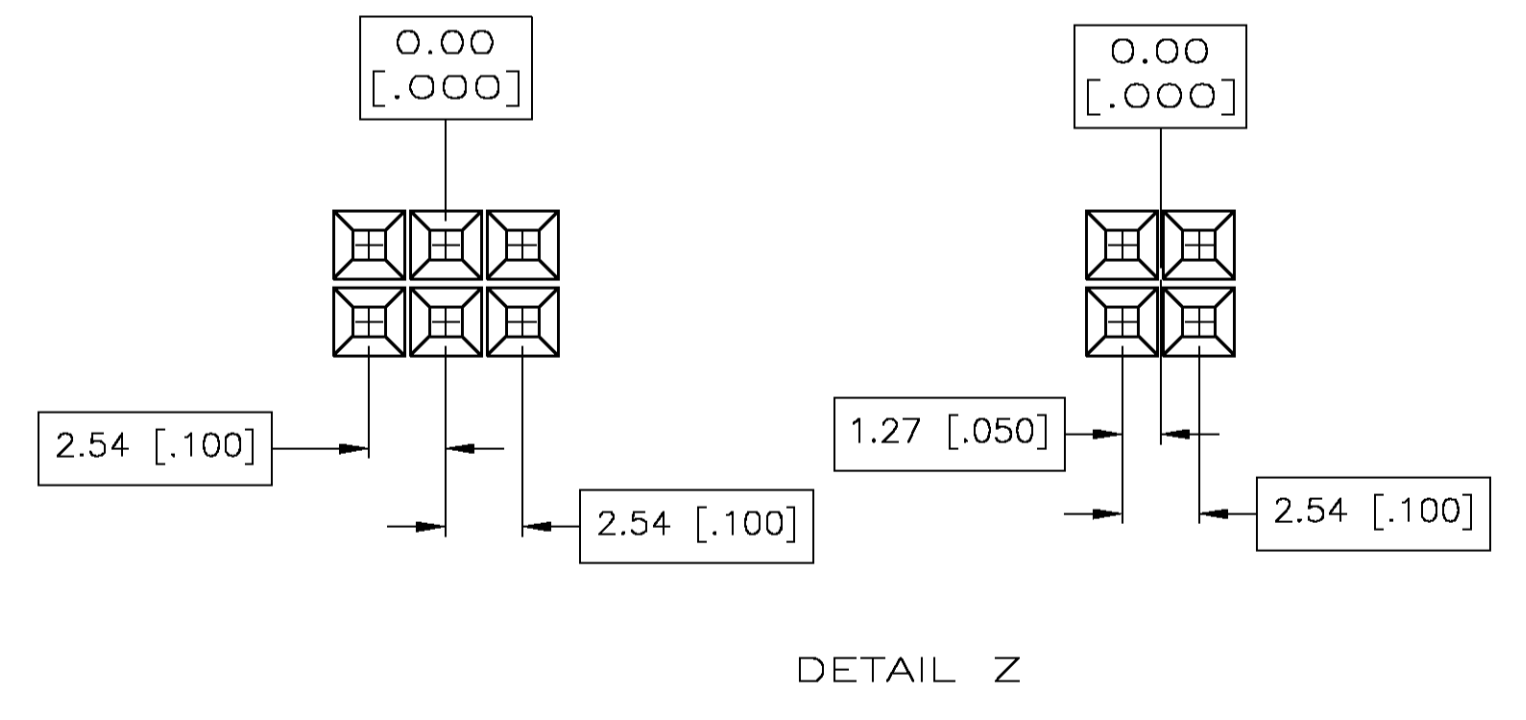
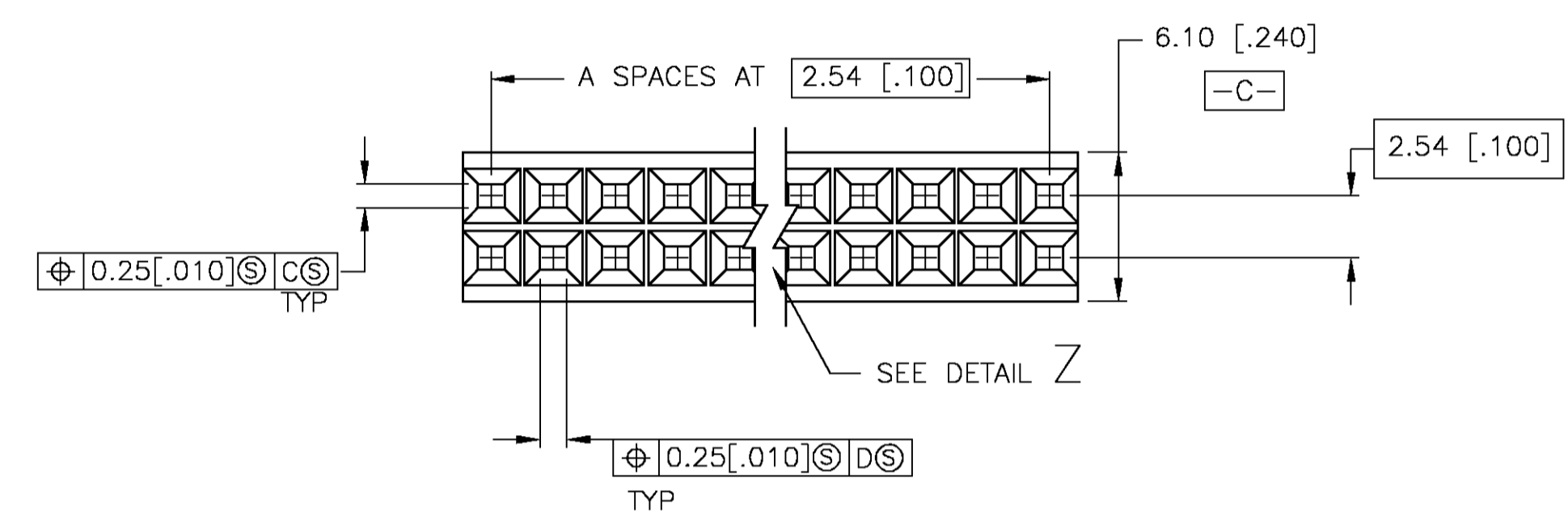
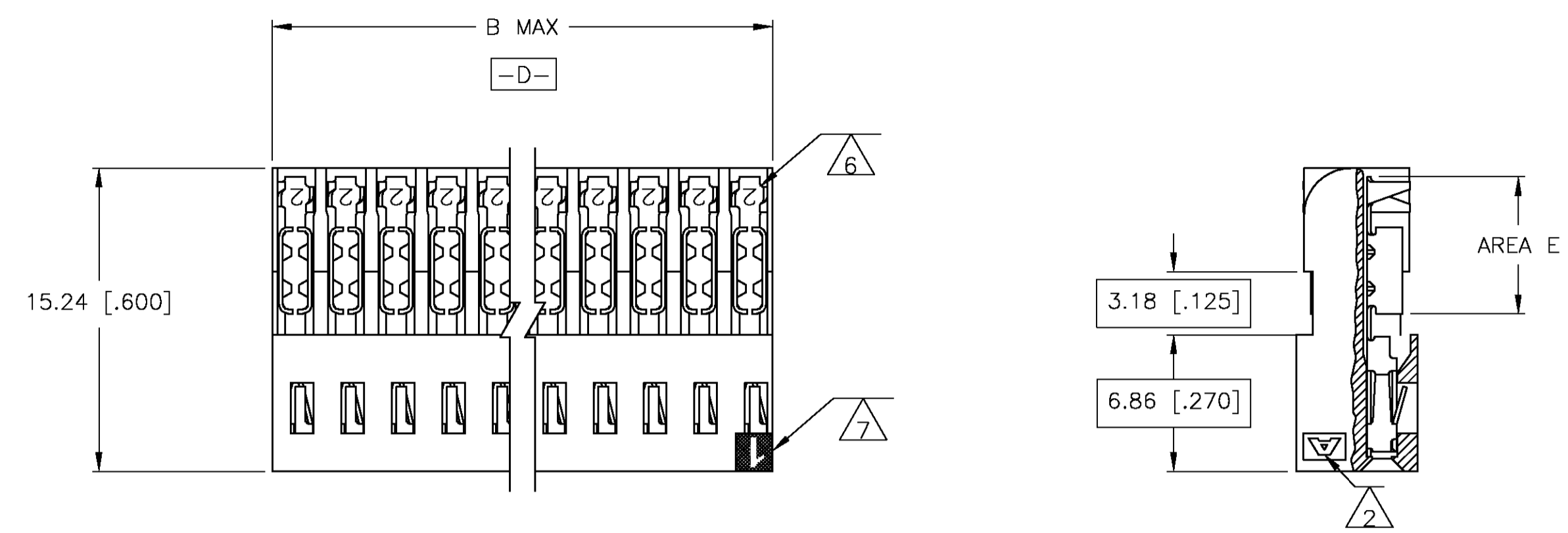
Distributed by:

JAMECO[®]
ELECTRONICS

www.Jameco.com ♦ 1-800-831-4242

The content and copyrights of the attached
material are the property of its owner.

Jameco Part Number 737336



- 1 MATERIAL-HOUSING: PBT, UL94V-0 RATED, COLOR- BLACK
CONTACTS: COPPER ALLOY PER ASTM B103
- 2 AMP TRADEMARK (EITHER SIDE).
- 3 0.00076[.000030] MIN. GOLD IN CONTACT AREA, 0.00127-0.00254[.000050-.000100] TIN-LEAD IN AREA E, ALL OVER 0.00127[.000050] MIN. NICKEL.
- 4 0.00076[.000030] MIN. GOLD IN CONTACT AREA, 0.00127 - 0.00254 [.000050 - .000100] TIN IN AREA E, ALL OVER 0.00127[.000050] MIN. NICKEL.
- 5. USE WITH 22-26 AWG WIRE SIZE, 1.27[.050] MAX INSULATION DIA., 0.381[.015] MAX INSULATION WALL THICKNESS.
- 6 CONTACT IDENTIFICATION NUMBER "2" LOCATED IN THIS AREA.
- 7 MOLDED CIRCUIT #1 IDENTIFIER IN LOCATION SHOWN.
- 8 OBSOLETE PART NUMBER.

81.28 [3.200]	31	64	4	8-102398-0
76.20 [3.000]	29	60	4	7-102398-8
68.58 [2.700]	26	54	4	7-102398-5
63.50 [2.500]	24	50	4	7-102398-3
50.80 [2.000]	19	40	4	6-102398-8
43.18 [1.700]	16	34	4	6-102398-5
40.64 [1.600]	15	32	4	6-102398-4
38.10 [1.500]	14	30	4	6-102398-3
35.56 [1.400]	13	28	4	6-102398-2
33.02 [1.300]	12	26	4	6-102398-1
30.48 [1.200]	11	24	4	6-102398-0
27.94 [1.100]	10	22	4	5-102398-9
25.40 [1.000]	9	20	4	5-102398-8
22.86 [.900]	8	18	4	5-102398-7
20.32 [.800]	7	16	4	5-102398-6
17.78 [.700]	6	14	4	5-102398-5
15.24 [.600]	5	12	4	5-102398-4
12.70 [.500]	4	10	4	5-102398-3
10.16 [.400]	3	8	4	5-102398-2
7.62 [.300]	2	6	4	5-102398-1
B	A	NO OF POSN	FINISH	PART NO.

5.08 [.200]	1	4	3	8	3-102398-5
91.44 [3.600]	35	72	3	8	3-102398-4
88.90 [3.500]	34	70	3	8	3-102398-3
86.36 [3.400]	33	68	3	8	3-102398-2
83.82 [3.300]	32	66	3	8	3-102398-1
81.28 [3.200]	31	64	3		3-102398-0
78.74 [3.100]	30	62	3	8	2-102398-9
76.20 [3.000]	29	60	3		2-102398-8
73.66 [2.900]	28	58	3	8	2-102398-7
71.12 [2.800]	27	56	3	8	2-102398-6
68.58 [2.700]	26	54	3		2-102398-5
66.04 [2.600]	25	52	3	8	2-102398-4
63.50 [2.500]	24	50	3		2-102398-3
60.96 [2.400]	23	48	3	8	2-102398-2
58.42 [2.300]	22	46	3	8	2-102398-1
55.88 [2.200]	21	44	3	8	2-102398-0
53.34 [2.100]	20	42	3	8	1-102398-9
50.80 [2.000]	19	40	3		1-102398-8
48.26 [1.900]	18	38	3	8	1-102398-7
45.72 [1.800]	17	36	3	8	1-102398-6
43.18 [1.700]	16	34	3		1-102398-5
40.64 [1.600]	15	32	3		1-102398-4
38.10 [1.500]	14	30	3		1-102398-3
35.56 [1.400]	13	28	3		1-102398-2
33.02 [1.300]	12	26	3		1-102398-1
30.48 [1.200]	11	24	3		1-102398-0
27.94 [1.100]	10	22	3		102398-9
25.40 [1.000]	9	20	3		102398-8
22.86 [.900]	8	18	3		102398-7
20.32 [.800]	7	16	3		102398-6
17.78 [.700]	6	14	3		102398-5
15.24 [.600]	5	12	3		102398-4
12.70 [.500]	4	10	3		102398-3
10.16 [.400]	3	8	3		102398-2
7.62 [.300]	2	6	3		102398-1
B	A	NO OF POSN	FINISH	PART NO.	

THIS DRAWING IS A CONTROLLED DOCUMENT.

DRN R BROWN 07MAY03	APRD J MOSIER 07MAY03	NAME AMPMODU MT, RECEPTACLE ASSEMBLY STANDARD-PRESSURE CONTACTS FOR 22-26 AWG WIRE SIZE
DIMENSIONS: mm [NCHES]	TOLERANCES UNLESS OTHERWISE SPECIFIED: 0 PLC ± - 1 PLC ± - 2 PLC ± 0.13[.005] 3 PLC ± - 4 PLC ± - ANGLES ± - FINISH SEE TABLE	SIZE A1
MATERIAL 1	WEIGHT -	SCALE 4:1

TYCO Electronics Tyco Electronics Corporation
Harrisburg, Pa 17105-3608

108-25015
114-25032

00779 102398

CUSTOMER DRAWING SCALE 4:1 SHEET 1 OF 1 REV U