

Distributed by:

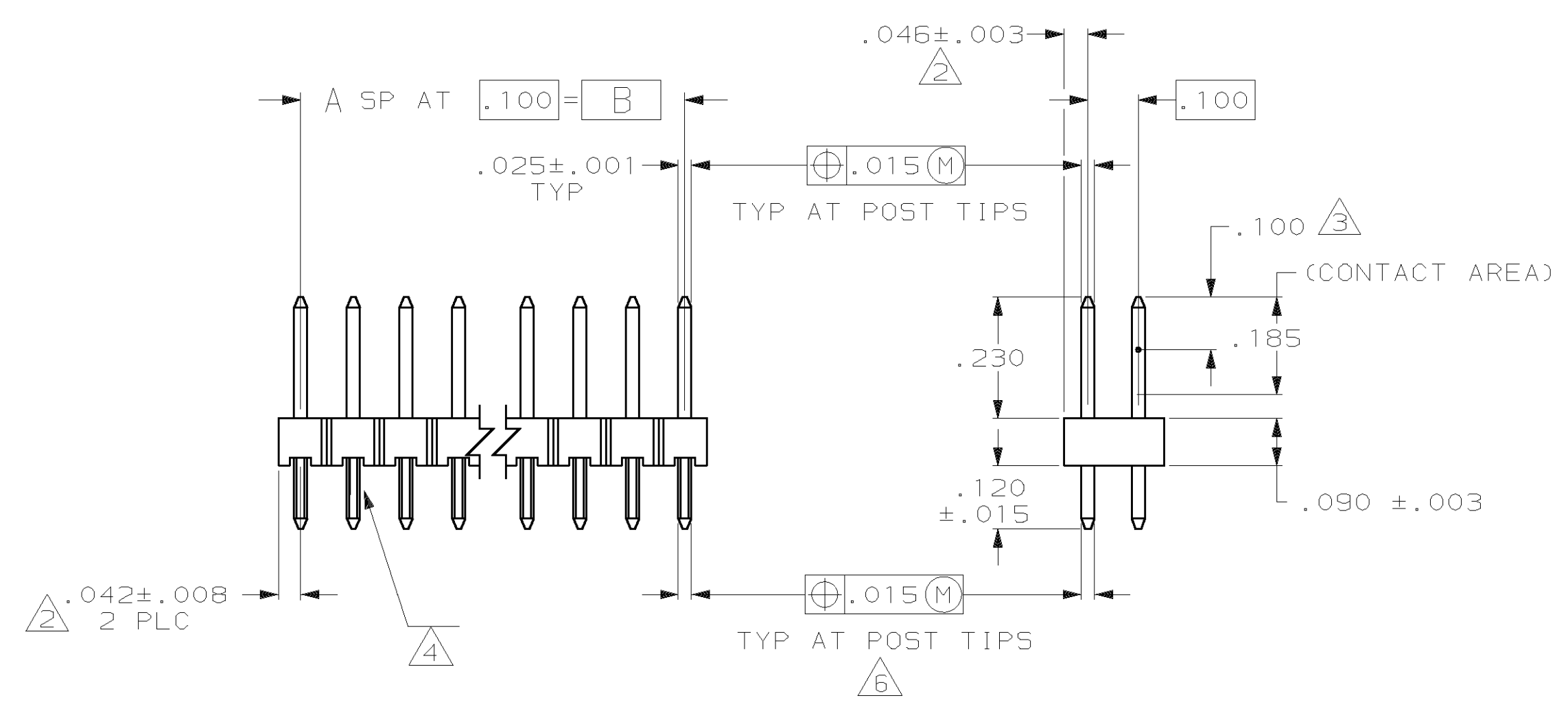
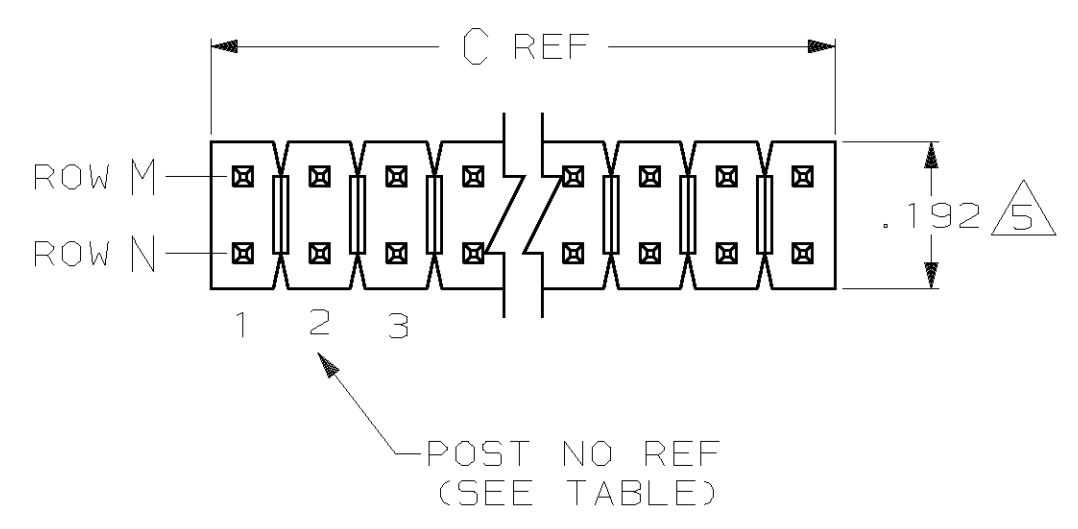
JAMECO[®]
ELECTRONICS

www.Jameco.com ♦ 1-800-831-4242

The content and copyrights of the attached
material are the property of its owner.

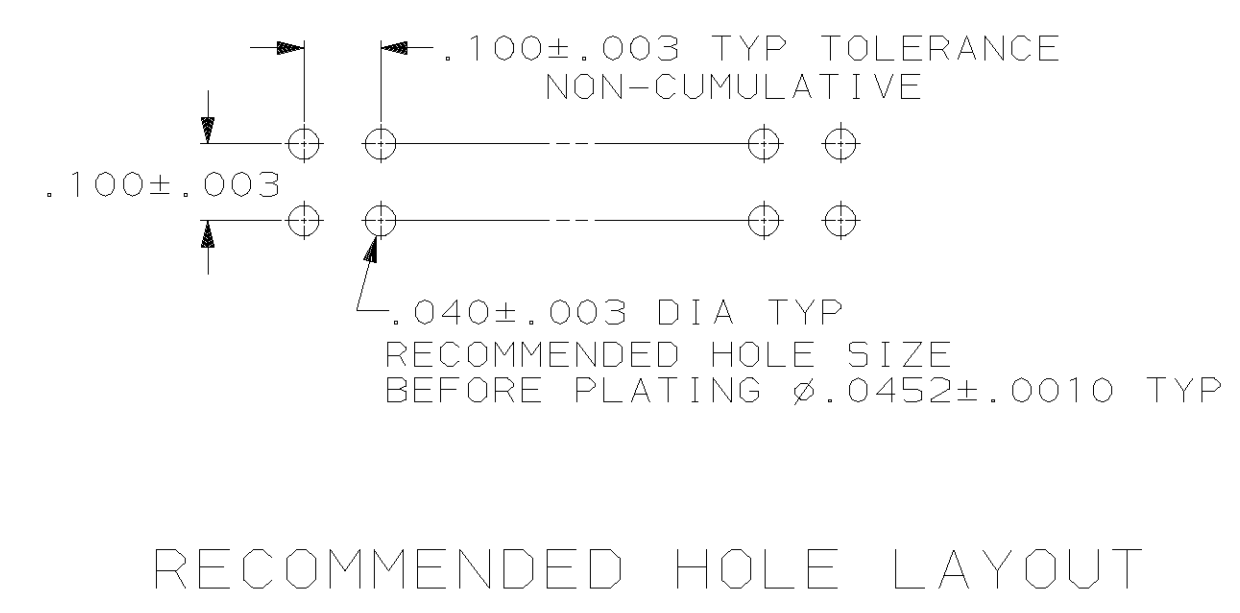
Jameco Part Number 739041

LOC	DIST	P	F	ZONE	LTR	DESCRIPTION	DATE	APPD
AD	39					RELEASED	-	-
						A -21 ADDED PER PR2716	07/25/91	BF
						B REV PER ECN AR2561	6-26-89	JPG
						C REV LOC & DIST AD-4171	3-90	BF
						D REV PER AD-5770	07/25/91	KIH
						E REV PER AD-6171	5/1/92	RF
						F REV PER EC 0010-0416-92	4/2/93	JK
						G REV PER 0010-0109-94 JK	2-22-94	GD
						H REV PER 0010-0588-94 JK	6-7-94	GD
						J REV PER ECN 0010-0436-95	1-11-97	GD
						K EC 0010-0252-96	2/17/97	GD
						L REV PER 0621-0244-98	30NOV98	JG
						M REV PER 063C-0249-99	03FEB00	JG



- TRUE POSITION TOLERANCE OF THE POST TIPS APPLIES WHEN THE HEADER IS HELD FLAT AGAINST THE PRINTED CIRCUIT BOARD.
- THE NOTED DIMENSIONS APPLY AT THE INTERSECTION OF THE POST AND HOUSING.
- POINT OF MEASUREMENT FOR PLATING THICKNESS.
- RETENTION FEATURES ON SOLDER TAILS, LOCATED AT MANUFACTURERS OPTION.
- FOR 2 POSITION PART ONLY, THE NOTED DIM. IS .184±.016.
- ⊕.020 (M) FOR KINKED TAILS.

SIZE	POSTS	PLC	DEC	ASSEMBLY PART NUMBER
3.084	3.000	30	62	2-104350-1
3.984	3.900	39	80	2-104350-0
2.984	2.900	29	60	1-104350-9
2.484	2.400	24	50	1-104350-8
1.984	1.900	19	40	1-104350-7
1.684	1.600	16	34	1-104350-6
1.484	1.400	14	30	1-104350-5
1.384	1.300	13	28	1-104350-4
1.284	1.200	12	26	1-104350-3
1.184	1.100	11	24	1-104350-2
1.084	1.000	10	22	1-104350-1
.984	.900	9	20	1-104350-0
.884	.800	8	18	104350-9
.784	.700	7	16	104350-8
.684	.600	6	14	104350-7
.584	.500	5	12	104350-6
.484	.400	4	10	104350-5
.384	.300	3	8	104350-4
.284	.200	2	6	104350-3
.184	.100	1	4	104350-2
.084	—	—	2	104350-1



RECOMMENDED HOLE LAYOUT

DO NOT SCALE PRINT. UNLESS SPECIFIED DIMENSIONS IN INCHES TOLERANCES ON: 2 PLC DEC ± .005 ANGLES ± -	DR 2-8-88 H MOLL CHK 2-8-88 R. FEIDT APPD 2-8-88 R. FEIDT	AMP INCORPORATED Harrisburg, Pa. 17105 NAME HEADER ASSY, MOD II, BREAKAWAY, DBL ROW, .100X.100, VERT, .025 50 POSTS, WITH RETENTION FEATURE
MATERIAL HOUSING: FLAME RETARDANT THERMOPLASTIC COLOR-BLACK POST: PHOSPHOR BRONZE	APPD 2-8-88 R. ELICKER PRODUCT SPEC -	
FINISH POSTS: .000030 GOLD IN CONTACT AREA, .000100-.000200 MATTE TIN-LEAD ON SOLDER TAIL, ALL OVER .000050 NICKEL	APPLICATION SPEC - WEIGHT -	SIZE D FSCM NO 00779 DRAWING NO 104350 SCALE 4:1 SHEET 1 OF 1