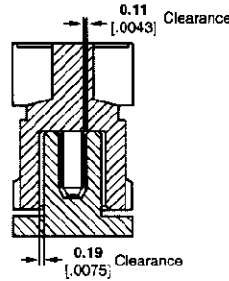
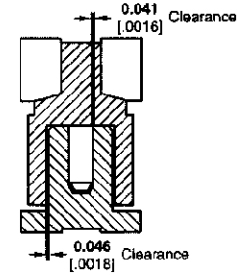


**1.0mm FH (IEEE 1386) Connectors** (Continued)

Additional clearance during mating increases reliability by allowing registration misalignment and decreases stresses on the solder joints.

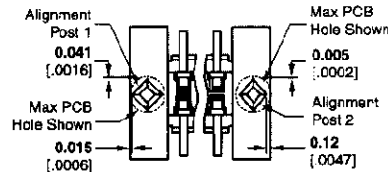


**AMP Product**

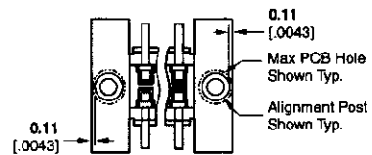


**Standard Product**

Improved locating posts allow fast, accurate hand placement on the board by promoting proper location at both the minimum and maximum dimensions of connector material tolerances and PC board hole tolerances.



**AMP Product**



**Standard Product**

**Board-to-Board Stacking Heights (By Receptacle/Plug Combinations)**

No. of Positions	Stacking Height	Part Numbers				
		With Locating Posts		With Vacuum Cover		
		Receptacle	Plug	Receptacle	Plug	
64	8 [.315]	120521-1	120525-1	120528-1	120532-1	
	9 [.354]	120521-1	120526-1	120528-1	120533-1	
	10 [.394]	120521-1	120527-1	120528-1	120534-1	
	11 [.433]	120603-1	120526-1	120529-1	120533-1	
	12 [.472]	120603-1	120527-1	120529-1	120534-1	
	13 [.512]	120523-1	120527-1	120530-1	120534-1	
	14 [.551]	120524-1	120526-1	120531-1	120533-1	
	15 [.591]	120524-1	120527-1	120531-1	120534-1	
	84	8 [.315]	120521-2	120525-2	120528-2	120532-2
		9 [.354]	120521-2	120526-2	120528-2	120533-2
10 [.394]		120521-2	120527-2	120528-2	120534-2	
11 [.433]		120603-2	120526-2	120529-2	120533-2	
12 [.472]		120603-2	120527-2	120529-2	120534-2	
13 [.512]		120523-2	120527-2	120530-2	120534-2	
14 [.551]		120524-2	120526-2	120531-2	120533-2	
15 [.591]		120524-2	120527-2	120531-2	120534-2	

**Note:** Receptacle specifications are shown on page 116, 117; plug specifications are shown on page 118, 119.