

SC242 (Slot 1) Standard Edge Connectors

Vertical, 242 position

Features


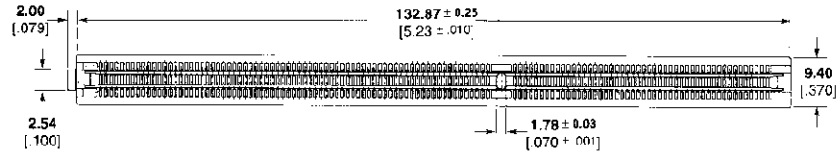
- Fully compatible with Intel Pentium II processor module
- High temperature housing suitable for surface mount reflow processes
- Worldwide manufacturing capability
- Pivoting board lock feature offering connector centering before contacts enter pc board holes
- Staggered contact mating pads for lower card insertion forces

Material and Finish

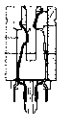
Housing — Thermoplastic, brown

Contacts — Phosphor bronze, plated 0.00038 [.000015] min. gold over 0.00127 [.000050] min. nickel in contact area; 0.00254 [.000100] min. tin-lead over 0.00127 [.000050] min. nickel in solder tail area

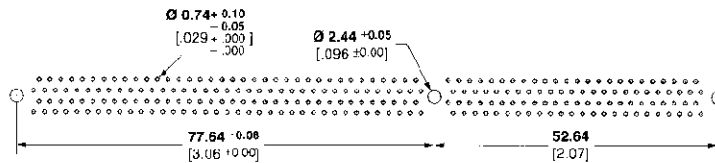
Hold Downs — Brass plated 0.00381 [.000150] min. tin-lead over 0.00127 [.000050] min. nickel



Section L-L



Solder Tail



Recommended PC Board Layout

Solder Tail Length	Part Number
2.16 [.085]	145251-1
2.54 [.100]	145251-2 145519-4*
3.18 [.125]	145251-3 145519-1*
straddle mount 145386-1	

* Gold flash plated

Housing not suitable for reflow process