

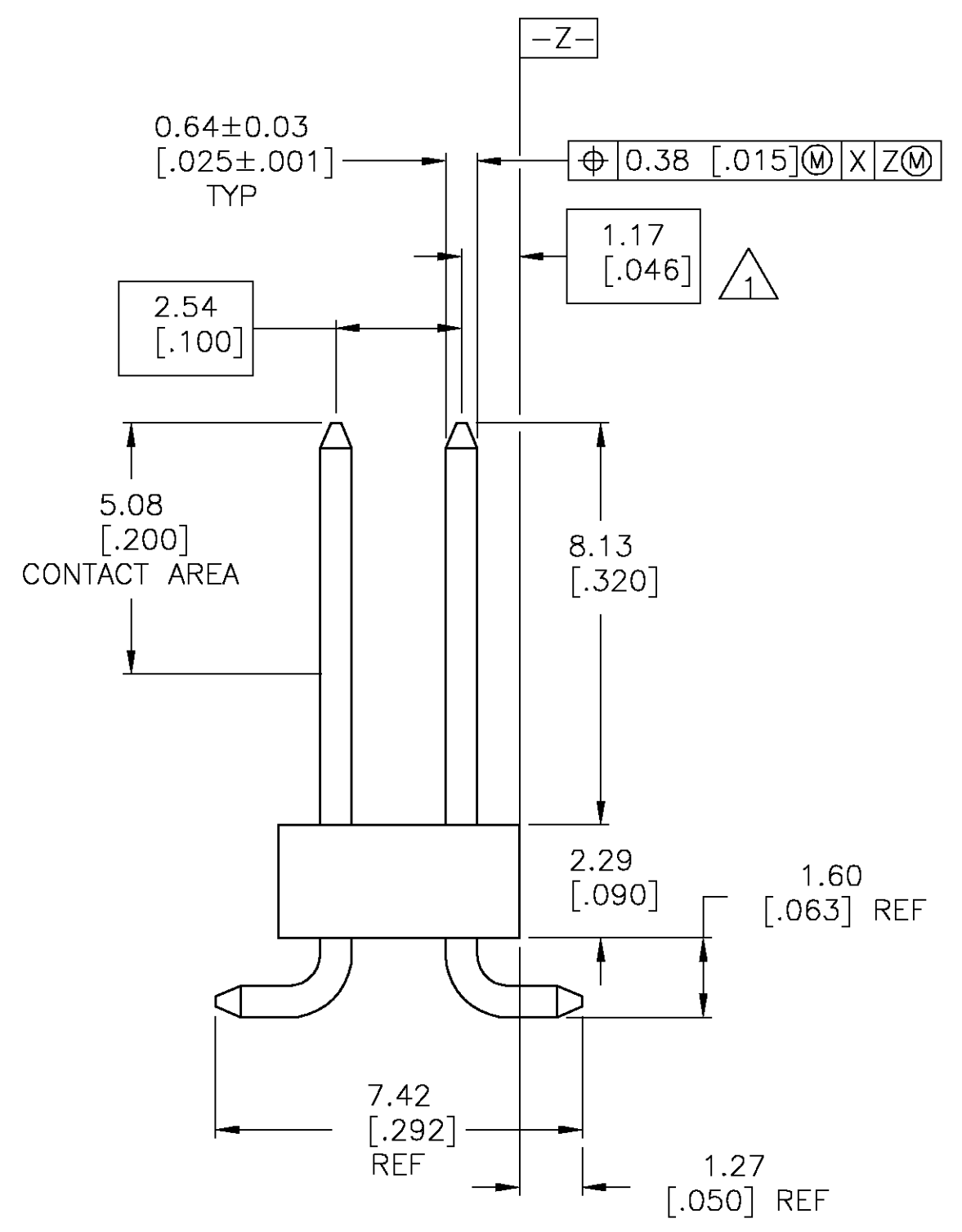
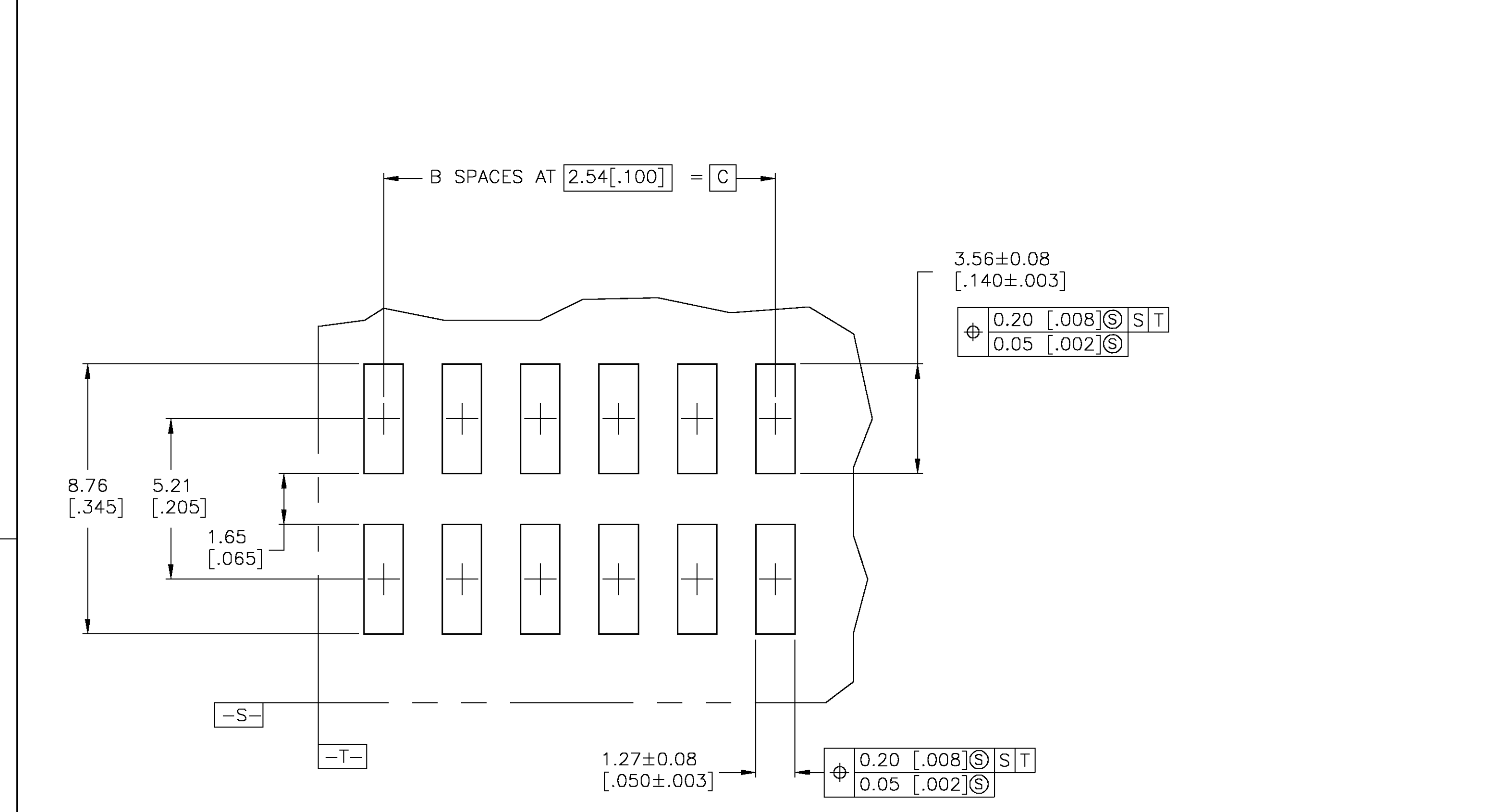
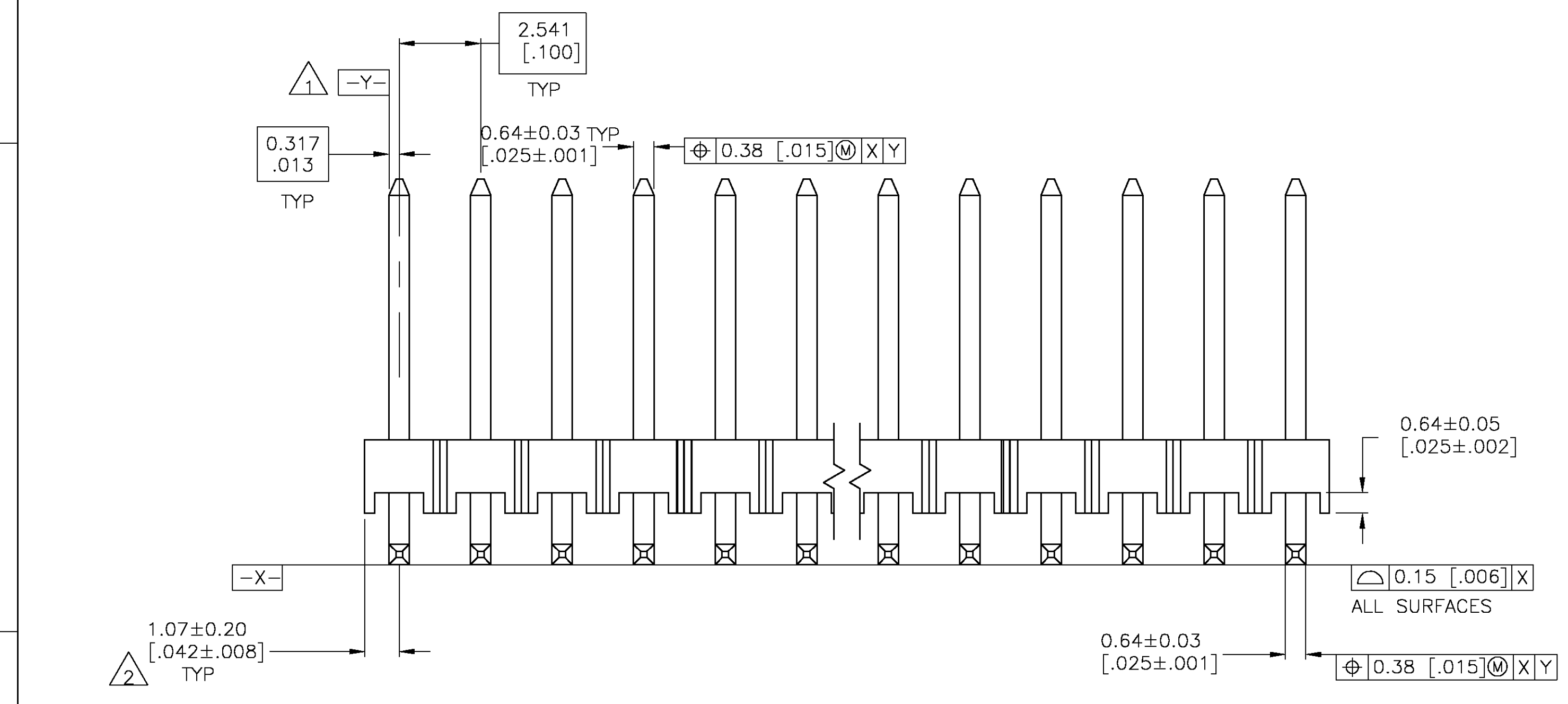
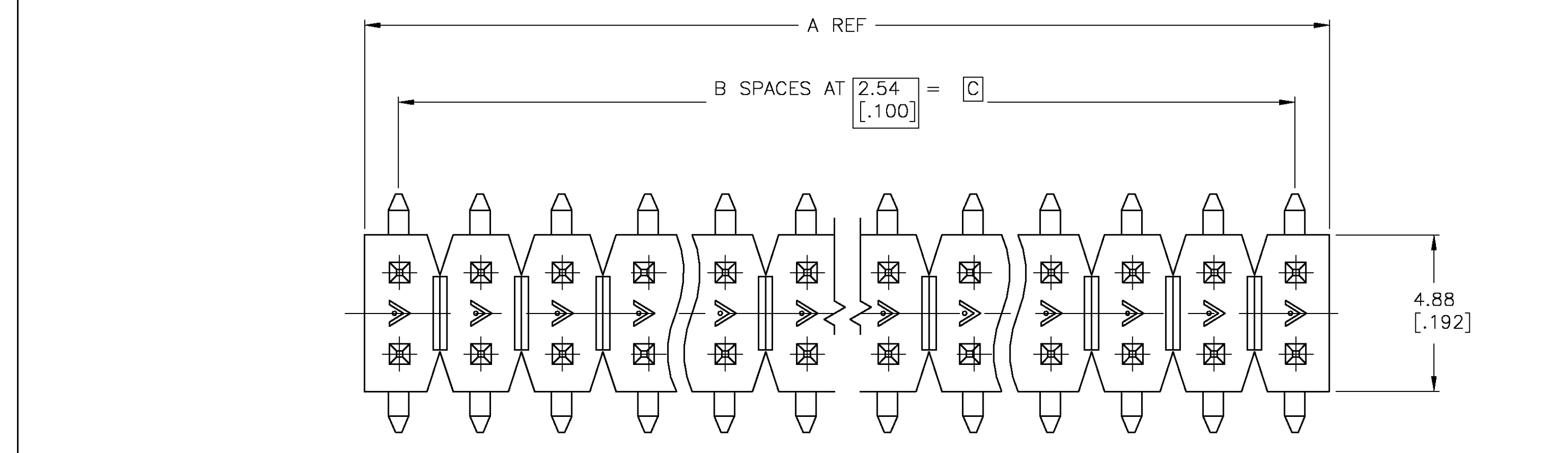
Distributed by:

JAMECO[®]
ELECTRONICS

www.Jameco.com ♦ 1-800-831-4242

The content and copyrights of the attached
material are the property of its owner.

Jameco Part Number 741141



- 1 THE NOTED DIMENSIONS APPLY AT THE INTERSECTION OF THE POST AND THE HOUSING.
- 2 THE NOTED DIMENSION APPLIES FROM THE BASIC DIMENSION (NOT THE POST CENTERLINE) TO THE SURFACE INDICATED.
- 3 0.000762[.000030] GOLD ON CONTACT AREA, 0.00254-0.00508[.000100-.000200] MATTE TIN-LEAD ON SOLDER TAIL, ALL OVER 0.00127[.000050] NICKEL.
- 4 HOUSING: LCP, COLOR-BLACK. POSTS: PHOSPHOR BRONZE.
- 5 0.000762[.000030] GOLD ON CONTACT AREA, 0.00254-0.00508[.000100-.000200] MATTE TIN ON SOLDER TAIL, ALL OVER 0.00127[.000050] NICKEL.

| | | | | | |
|---------|------------------|----|------------------|------------|-------------|
| 5 | 35.56 [1.400] | 14 | 37.69 [1.484] | 30 | 6-146131-4 |
| 5 | 33.02 [1.300] | 13 | 35.15 [1.384] | 28 | 6-146131-3 |
| 5 | 30.48 [1.200] | 12 | 32.61 [1.284] | 26 | 6-146131-2 |
| 5 | 27.94 [1.100] | 11 | 30.07 [1.184] | 24 | 6-146131-1 |
| 5 | 25.40 [1.000] | 10 | 27.53 [1.084] | 22 | 6-146131-0 |
| 5 | 22.86 [.900] | 9 | 24.99 [.984] | 20 | 5-146131-9 |
| 5 | 20.32 [.800] | 8 | 22.45 [.884] | 18 | 5-146131-8 |
| 5 | 17.78 [.700] | 7 | 19.91 [.784] | 16 | 5-146131-7 |
| 5 | 15.24 [.600] | 6 | 17.37 [.684] | 14 | 5-146131-6 |
| 5 | 12.70 [.500] | 5 | 14.83 [.584] | 12 | 5-146131-5 |
| 5 | 10.16 [.400] | 4 | 12.29 [.484] | 10 | 5-146131-4 |
| 5 | 7.62 [.300] | 3 | 9.75 [.384] | 8 | 5-146131-3 |
| 5 | 5.08 [.200] | 2 | 7.21 [.284] | 6 | 5-146131-2 |
| 5 | 2.54 [.100] | 1 | 4.67 [.184] | 4 | 5-146131-1 |
| 3 | 35.56 [1.400] | 14 | 37.69 [1.484] | 30 | 1-146131-4 |
| 3 | 33.02 [1.300] | 13 | 35.15 [1.384] | 28 | 1-146131-3 |
| 3 | 30.48 [1.200] | 12 | 32.61 [1.284] | 26 | 1-146131-2 |
| 3 | 27.94 [1.100] | 11 | 30.07 [1.184] | 24 | 1-146131-1 |
| 3 | 25.40 [1.000] | 10 | 27.53 [1.084] | 22 | 1-146131-0 |
| 3 | 22.86 [.900] | 9 | 24.99 [.984] | 20 | 146131-9 |
| 3 | 20.32 [.800] | 8 | 22.45 [.884] | 18 | 146131-8 |
| 3 | 17.78 [.700] | 7 | 19.91 [.784] | 16 | 146131-7 |
| 3 | 15.24 [.600] | 6 | 17.37 [.684] | 14 | 146131-6 |
| 3 | 12.70 [.500] | 5 | 14.83 [.584] | 12 | 146131-5 |
| 3 | 10.16 [.400] | 4 | 12.29 [.484] | 10 | 146131-4 |
| 3 | 7.62 [.300] | 3 | 9.75 [.384] | 8 | 146131-3 |
| 3 | 5.08 [.200] | 2 | 7.21 [.284] | 6 | 146131-2 |
| 3 | 2.54 [.100] | 1 | 4.67 [.184] | 4 | 146131-1 |
| PLATING | C | B | A | NO OF POSN | PART NUMBER |

RECOMMENDED PCB LAYOUT
 FOR USE WITH .008 THICK STENCIL

THIS DRAWING IS A CONTROLLED DOCUMENT. **tyco** Tyco Electronics Corporation
 Harrisburg, Pa 17105-3608

| | | | |
|-------------------------|--|---------------------|-------------------|
| DIMENSIONS: mm [INCHES] | TOLERANCES UNLESS OTHERWISE SPECIFIED: | APVD: G. DUBNICZKI | DATE: 30-09-94 |
| 0 PL ± - | 1 PL ± - | 2 PL ± ± 0.13[.005] | 3 PL ± ± - |
| 4 PL ± ± - | ANGLES ± ± - | APPLIC. SPEC | SIZE: A1 |
| MATERIAL: SEE TABLE | FINISH: SEE TABLE | WEIGHT: - | DRAWING NO: 00779 |
| | | CUSTOMER DRAWING | SCALE: 8:1 |

RESTRICTED TO: -