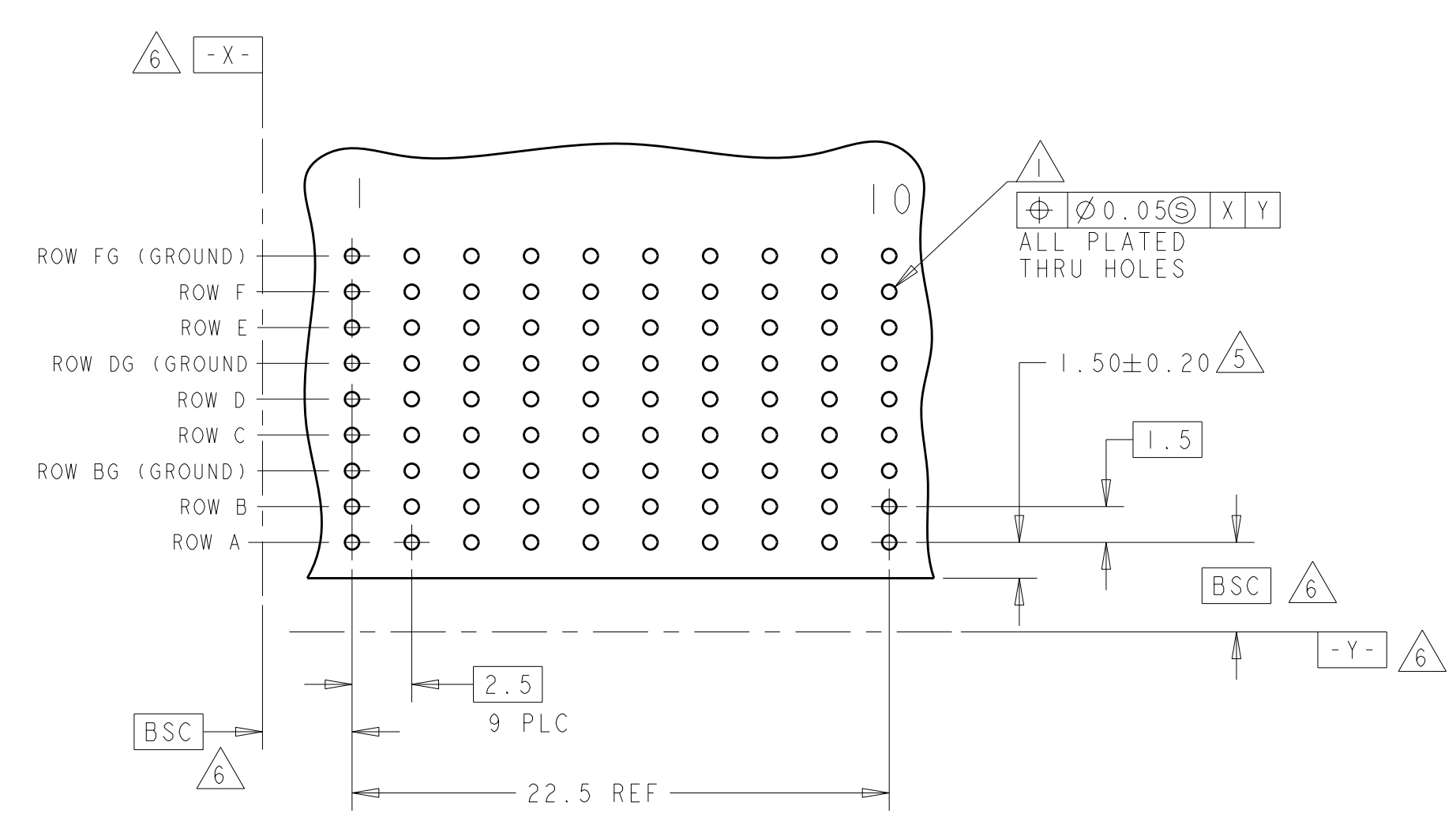

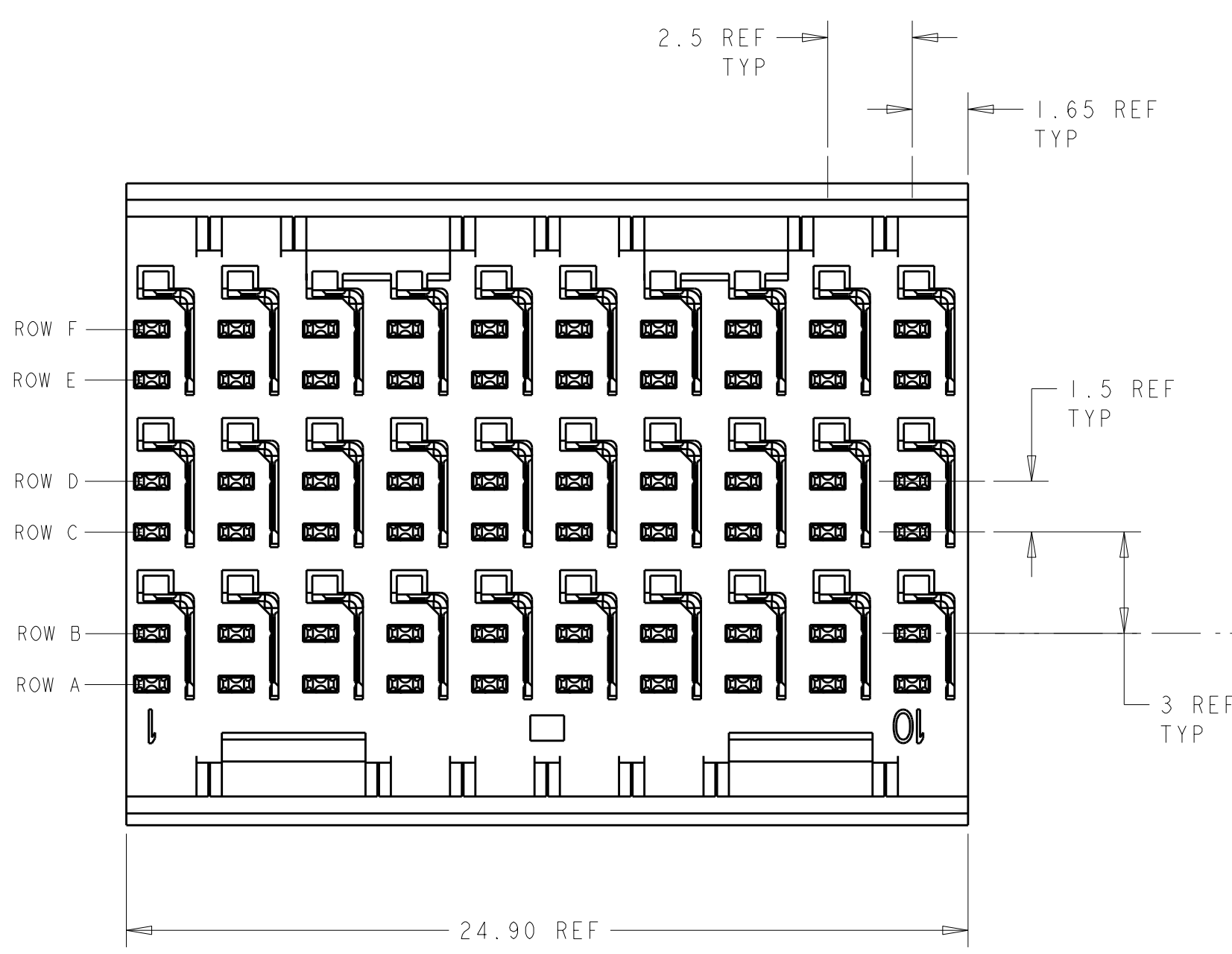


REVISONS		DATE	DWN	APVD
0	DRAWN	24NOV2010	DH	NL
01	REVISED PER ECO-11-007532	11APR2011	DH	JE

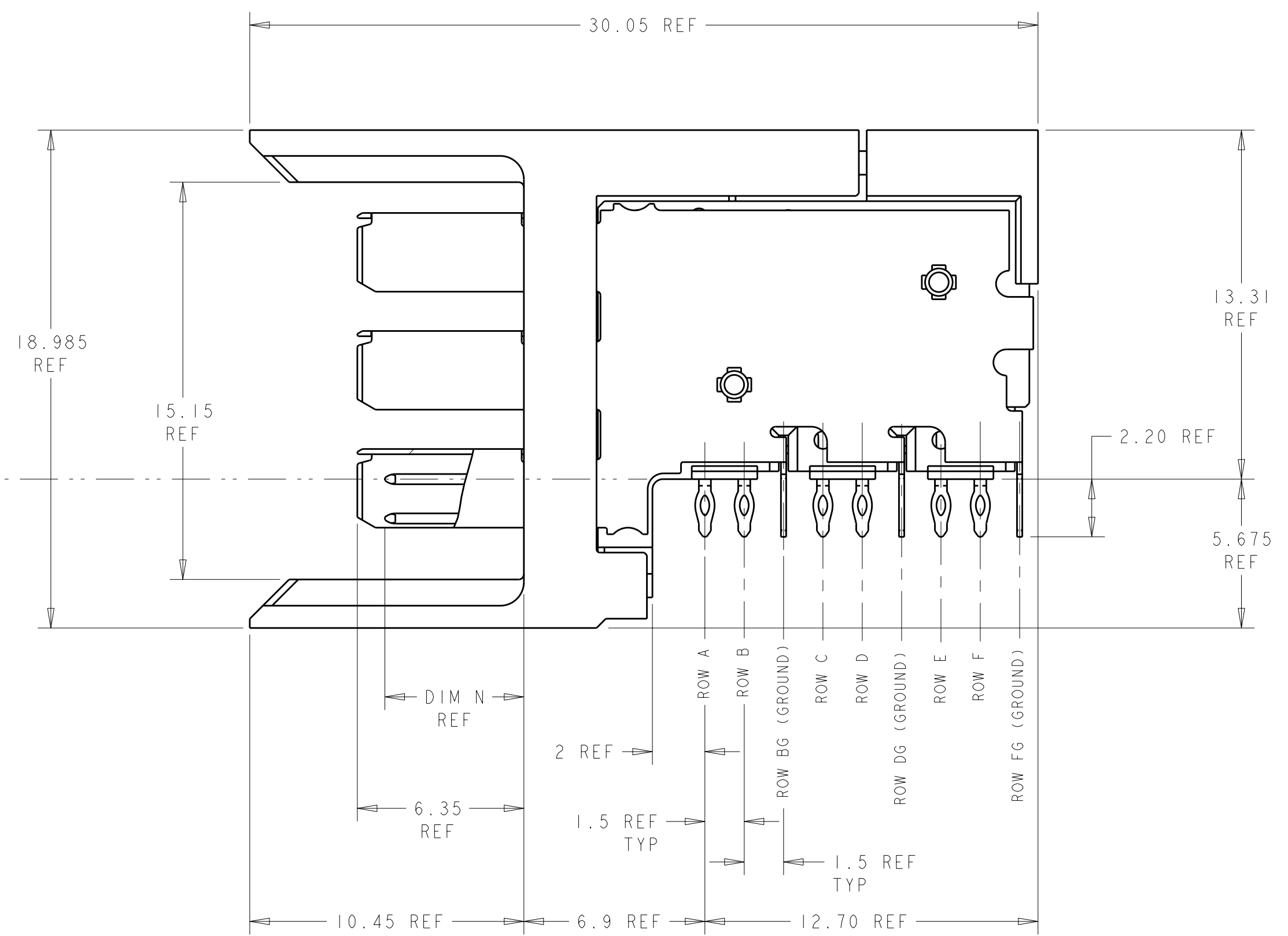


RECOMMENDED PC BOARD LAYOUT
 COMPONENT SIDE SHOWN
 SCALE 4:1

- 1 REFERENCE APPLICATION SPEC 114-13059 FOR RECOMMENDED PLATED THRU HOLE DIAMETER AND PLATING THICKNESSES.
- 2 MATERIAL:
 CONTACT & SHIELD - PHOSPHOR BRONZE
 HOUSING & CHICKLET - GLASS FILLED POLYESTER
- 3 FINISH:
 CONTACT & SHIELD - 0.76µm MIN GOLD OVER
 1.27µm MIN NICKEL IN MATING AREA, 0.5µm MIN TIN
 OVER 1.27µm MIN NICKEL IN COMPLIANT PIN AREA.
- 4 CONNECTOR MARKED WITH PART NUMBER AND DATE CODE IN APPROXIMATE AREA SHOWN
- 5 DIMENSION APPLIES TO CENTERLINE OF THRU HOLE
- 6 DATUMS AND BASIC DIMENSIONS ESTABLISHED BY CUSTOMER
7. CONTACT AREA LUBRICATED WITH BELLCORE APPROVED LUBRICANT.
 TECHNICAL REFERENCE: GR-1217-CORE, ISSUE 1, NOVEMBER 1995



TOP SURFACE OF DAUGHTER CARD



CONTACT LAYOUT
 A = 4.50mm (DIM N)
 B = 5.30mm (DIM N)
 G = GROUND

ROWS	COLUMNS									
	1	2	3	4	5	6	7	8	9	10
FG	G	G	G	G	G	G	G	G	G	G
F	B	B	B	B	B	B	B	B	B	B
E	B	B	B	B	B	B	B	B	B	B
DG	G	G	G	G	G	G	G	G	G	G
D	B	B	B	B	B	B	B	B	B	B
C	A	B	B	B	B	B	B	B	B	B
BG	G	G	G	G	G	G	G	G	G	G
B	B	B	B	B	B	B	B	B	B	B
A	B	B	B	B	B	B	B	B	B	B

1645595-1
 PART NUMBER

THIS DRAWING IS A CONTROLLED DOCUMENT.

DWN: D. HUMBERT 24NOV2010
 CHK: N. LEHMAN 24NOV2010
 APVD: -

TE Connectivity

NAME: HEADER ASSEMBLY, SELECTIVELY LOADED, RIGHT ANGLE, 3 PAIR, HMZd

PRODUCT SPEC: -
 APPLICATION SPEC: -
 SIZE: CAGE CODE: DRAWING NO: A100779C=1645595
 WEIGHT: -
 CUSTOMER DRAWING

SCALE: 6:1 SHEET 1 OF 1 REV 01