

# Wire to Board Connectors

## Mass Termination EI Series Connectors (MTEI)

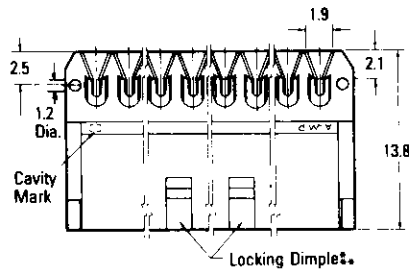
### Standard Type Receptacle Assemblies

#### Material & Finish :

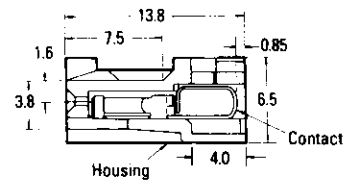
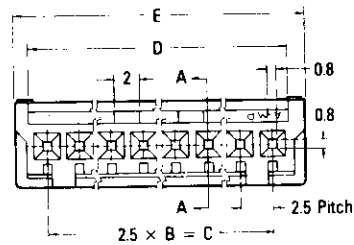
Housing— Recognized by UL.

Flame retardant grade,  
94V-0 rated, 66 Nylon,  
(See chart for colors)

Contact— Phosphor bronze,  
pre-tin plated



- \*1.5mm width for 2 pos. housing only.
- \*\*2 ~ 12 pos. housing: single dimple (center)
- 14 ~ 20 pos. housing: double dimple



Section A-A

No. of Pos.	Dimensions				Part Nos. of Receptacle Assemblies			
	B	C	D	E	Wire Range AWG #28 (Green)	Wire Range AWG #26 (Natural)	Wire Range AWG #24 (Black)	Wire Range AWG #22 (Red)
2	1	2.5	5.3	7.5	172054-2	172053-2	172052-2	172051-2
3	2	5.0	7.8	10.0	172054-3	172053-3	172052-3	172051-3
4	3	7.5	10.3	12.5	172054-4	172053-4	172052-4	172051-4
5	4	10.0	12.8	15.0	172054-5	172053-5	172052-5	172051-5
6	5	12.5	15.3	17.5	172054-6	172053-6	172052-6	172051-6
7	6	15.0	17.8	20.0	172054-7	172053-7	172052-7	172051-7
8	7	17.5	20.3	22.5	172054-8	172053-8	172052-8	172051-8
9	8	20.0	22.8	25.0	172054-9	172053-9	172052-9	172051-9
10	9	22.5	25.3	27.5	1-172054-0	1-172053-0	1-172052-0	1-172051-0
12	11	27.5	30.3	32.5	1-172054-2	1-172053-2	1-172052-2	1-172051-2
14	13	32.5	35.3	37.5	1-172054-4	1-172053-4	1-172052-4	1-172051-4
16	15	37.5	40.3	42.5	1-172054-6	1-172053-6	1-172052-6	1-172051-6
18	17	42.5	45.3	47.5	1-172054-8	1-172053-8	1-172052-8	1-172051-8
20	19	47.5	50.3	52.5	2-172054-0	2-172053-0	2-172052-0	2-172051-0

Note : ( ) are shown for housing colors.

4