

ENTERPRISE NETWORKS

EMEA Product Catalog



KRONE

BRANDS OF TE CONNECTIVITY



HighBand Wall Mount Patching Solution

The highest performing cross-connect system in the world

MAXIMUM NETWORK THROUGHPUT

TE Connectivity's HighBand cross connect solution allows for maximum network throughput and a convenient, secure network termination point.



The solution is comprised of high performance disconnection modules, user friendly cable management and innovative antisnag patch cords. It is the ideal cabling solution for companies who require efficiency, guaranteed performance and appealing aesthetics.

The HighBand range is based on Patch-by-Exception, which is a unique termination technology that offers material, installation and operational cost savings, making it a compelling alternative to traditional RJ45 products. The beauty of a patch-by-exception solution is that the connections are hard wired so no patch cords or jumper cables are visible at the front. The system is totally hard wired from network equipment to work area, providing a secure, reliable, high performance infrastructure from switch to work area, or PABX to telephone. Patch cords can be used to route 'exceptions' or changes to the original configuration. The disconnection modules can be either patched or jumpered and used in a Patch-by-Exception structured cabling solution.

HighBand utilizes the silver plated, world renowned LSA-PLUS contact principle. This TE Connectivity technology has become the industry standard in over 140 countries. The gas-tight contacts ensure a reliable and long lasting connection.

The frequent moves, adds and changes that occur in today's cabling systems can quickly degrade the quality of wire termination. TE Connectivity products maintain superior connectivity during hundreds of re-terminations and deliver the best electrical performance in the industry.

RELIABLE, SECURE AND COST EFFECTIVE



For further information on the HighBand System please contact your local Enterprise Networks sales representative

Table of Contents

Systems by Name:

| | |
|---------------------------------------|-----|
| 1. MPO/MPOptimate System..... | 1 |
| 2. MRJ21 System..... | 21 |
| 3. Sigma-Link System..... | 31 |
| 4. Mixed Media Platform..... | 37 |
| 5. FiberGuide System..... | 47 |
| 6. Storage Area Management (SAM)..... | 79 |
| 7. Core VSM System | 85 |
| 8. Managed Connectivity | 91 |
| 9. Optical LAN Solutions..... | 113 |
| 10. AMP CO System | 119 |
| 11. Video Distribution System | 135 |

Systems by Technology:

| | |
|---|-----|
| 12. Fiber Optic Cabling..... | 139 |
| 13. Modular Twisted Pair Cabling..... | 197 |
| 14. Home Net-works Residential Cabling..... | 269 |
| 15. Commercial and Industrial Ethernet LAN..... | 275 |
| 16. Administration & Labeling..... | 283 |
| Part Number Index..... | 287 |

What's New?

Introducing the first TE Enterprise Networks Catalog with the combined AMP NETCONNECT and KRONE portfolios for the EMEA and AU/NZ regions

This edition of the Enterprise Networks Product Catalog is the first catalog for our EMEA based customers that features products from both the AMP NETCONNECT and KRONE portfolios.

This means that TE Connectivity can now offer you a choice from the best of both worlds to address all of your cabling infrastructure needs, no matter if it's a Data Center, an Office Complex or a Campus environment.

In addition to the existing products from these two world class brands, you'll find many exciting, new products as featured on this double page.

The catalog is split into two main sections: the first (chapters 1-11) contains our products organised by the name of the system, and the second (chapters 12-16) makes it easy to find products by technology for example, Twisted Pair or Fiber Optic.

You'll also find useful cross-references in each section to make sure you don't miss the product you are looking for that may be listed in a different section.



BRANDS OF
TE CONNECTIVITY

MRJ21 XG System – A Pre-Connectorized Plug & Play 10 GbE Copper System

The MRJ21 XG System supports 10 Gigabit Ethernet throughput in all architectures where copper cabling is required. This pre-terminated Plug & Play system enables the data center manager to quickly add additional capacity or services whilst guaranteeing data throughput performance 100% of the time. Also, the lower cable volume deployed in the data center can reduce containment costs, and present less of an obstruction to the airflow entering and exiting the servers and switches.



[Learn more about the MRJ21 XG System from page 22.](#)

Sigma-Link Quick-Fit System - A pre-terminated bundled Copper Cabling Solution

The Sigma-Link Quick-Fit System can be deployed in any application that requires copper twisted pair cabling as the medium of transport. It can be used to connect Users to Switches, Switches to other Switches, or Switches to Servers. Ranging from Category 6 to Category 7A, Sigma-Link supports up to 10 Gigabit Ethernet transmission, and beyond, allowing very high bandwidth applications and protocols to be supported in the future. As a Housing-to-Housing solution it can be quickly located into our UCP panels, taking minimal time to deploy and configure a new channel in the network.



[Learn more about the Sigma-Link Quick-Fit System from page 32.](#)

Storage Area Management – Simplify your Optical Cable Management

TE's Storage Area Management (SAM) Solution for SAN infrastructures is designed to reduce the bulkiness of cabling and connectors in the data center by up to 80% and enable high-density deployment with fewer costly cabinet or infrastructure upgrades. SAM can help you save time, reduce costs, maximize efficiency, and free up much needed space in your data center. It takes the complexity out of cable management, and optimizes the performance of your data center floor space, racks and electronics.

De-clutter your racks for a highly organized, eco-friendly network infrastructure and deliver operational efficiency to your SAN cabling.



[Learn more about the SAM Solution from page 80.](#)

What's New?

Core Vertical Switch Management – Deliver Efficiency to the Core of Your DC

The Core Vertical Switch Management platform (Core VSM) is an innovative solution to the challenges posed in the data center by high-density core switches with a vertical blade configuration.

The platform consists of a cable management guide that fits above the switch and copper or fiber modules that provide connections for blades of either media. The complete Core VSM platform can be installed within an 800 mm wide cabinet, saving valuable white space in the data center.

Within the Core VSM platform, all patch cables, whether fiber or copper, are managed vertically with only one length of patch cord being required to patch within a frame which simplifies the build process and ongoing logistics.

Learn more about the Core VSM Solution from page 86.



Infrastructure Configuration Manager - Know Your Network!

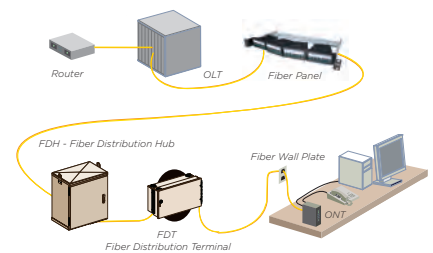
The Infrastructure Configuration Manager (ICM) is software specifically designed to operate as part of TE's Managed Connectivity solution. ICM can be used by a full range of companies – small, medium and enterprise customers can utilize the software to accurately document the physical infrastructure that their business relies on. This software engine enables the automated, accurate, real-time physical layer management of TE's two hardware platforms: AMPTRAC 9th wire system and QUAREO connection point identification technology, providing customers with a single software for both solutions. ICM provides a live graphical view of the physical layer topology, including Layer 2 and Layer 3 devices. The latest addition to this software solution is a mobile app for smartphones (ICM Mobile) which allows a technician to access the ICM desktop functionalities like Work Orders, Events and several settings from a mobile device.



Learn more about ICM on pages 92 and 100.

Optical LAN Solutions – New Ways of Delivering High-Bandwidth to Each Desktop

TE Connectivity offers a complete, end-to-end PON infrastructure solution called Optical LAN Solution (OLS). From the data center to the desktop, our customers have tapped the experience and innovation of TE to build their PON networks. TE's suite of end-to-end connectivity is truly comprehensive and takes a single strand of singlemode fiber from the Data Center all the way to the individual desk or end device location.



Learn more about OLS from page 114.

Video Distribution System - True HD Video over Twisted Pair Cabling

TE's Video Distribution System (VDS) enables the delivery of video signals such as: cable television, satellite, in-house video, digital signage, electronic bulletin boards or any other service normally delivered over coax systems but over Cat. 6 or Cat. 7 twisted-pair cabling. VDS eliminates the need for a separate coax infrastructure or the need for RF technician to install it. VDS is a TIA-568/ISO 11801 compliant solution for delivering broadband RF signals over an existing structured cabling infrastructure.

Learn more about VDS from page 136.



TE Enterprise Networks 25 Year Warranty

WARRANTY SUPPORT FOR THE NEXT 25 YEARS

There are many structured cabling warranties available on the market today but only the TE25 Warranty provides all of this in one package, backed by a multi-billion dollar company with connector technology at the heart of its strategy.



TE Connectivity is committed to being the world's leading provider of enterprise networks infrastructure solutions. With connector technology as the prime focus of our business and a track record in the structured cabling industry through our AMP NETCONNECT and KRONE brands, a TE25 warranty provides the added assurance of a warranty backed by a company with long-term industry stability.

THE TE 25 YEAR SYSTEM WARRANTY PROVIDES COVER ON THE COMPLETE CABLING SYSTEM

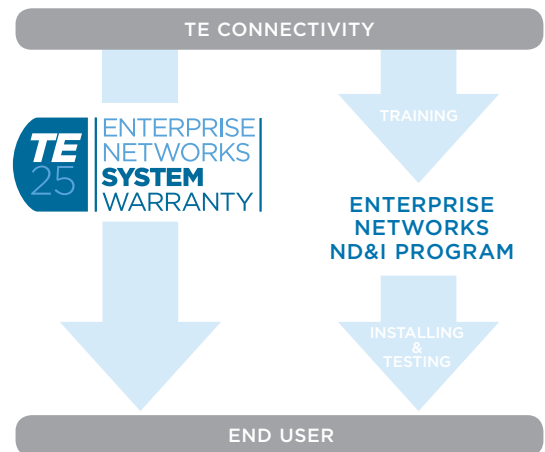
- Comprises cable, connectors, connecting hardware and patch cords
- Covers defects in either materials or workmanship for the full 25 years
- Ensures that all signal carrying components meet the prescribed mechanical and transmission specifications for these products
- Includes repair or replacement of defective products— at our cost
- Includes the labor cost

DIRECT TO END USER

The TE25 Warranty is a contract made directly between TE Connectivity and the customer.

How It Works:

1. End user selects TE Connectivity Cabling system
2. End user selects ND&I program installer
3. ND&I installs, tests and documents the cabling system
4. ND&I provides defined project documentation and test results to TE Connectivity
5. TE grants warranty to end user



THE TE25 COMPONENT WARRANTY

For those occasions when a full system warranty is not appropriate, for example where confidentiality or security issues prevent full details of the system being shared with TE, a component warranty is available. Less stringent in terms of the registration requirements and not as comprehensive as the system warranty, it still provides 25 year cover for all TE components to the latest international standards.



1. MPO/MPOptimate System

| | |
|--|----|
| MPO/MPOptimate Installation and Polarity | 02 |
| 12 Fiber MPOptimate System..... | 03 |
| 24 Fiber MPOptimate System..... | 07 |
| 12 Fiber MPO System..... | 10 |
| MPO/MPOptimate Panels & Accessories..... | 15 |
| Q3000 Series MPO Fiber Panels | 18 |
| MPO/MPOptimate Cleaning Tools..... | 20 |


MPO/MPOOptimate System

MPO/MPOOptimate Installation and Polarity

MPO/MPOOptimate installation and polarity

In each fiber optic system, the link from source (Tx) to receiver (Rx) needs to be flipped once.

In a complete MPO/MPOOptimate link this flipping is provided by one flipped cassette, while all other components in this link shall be installed as straight version.

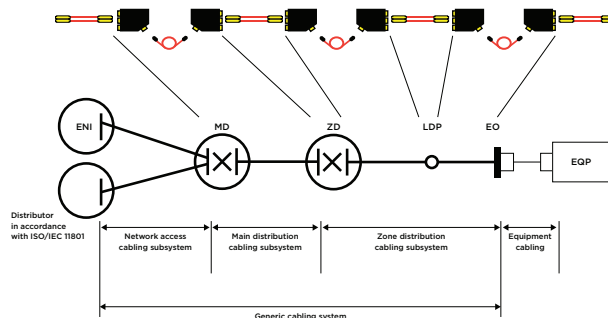


MPOOptimate ready for 10, 40 and 100 Gb/s

The MPOOptimate system is designed to support 10G Ethernet and 4/8/16G Fiber Channel applications through the complete structure of a Data Center, as specified in ISO/IEC 24764, EN 50173-5 and TIA/EIA 942. The MPOOptimate system is designed to have 6 cassettes per link for 10 Gb/s with a full 300 meter support on OM3 fibers and 550 meter on OM4 fibers.

It offers one passive channel from the end equipment to the core switch without the need of repeating signals for amplifying reasons. When using the MPOOptimate cabling system, the owner can replace aggregation switches by a patch cord without changing the passive infrastructure.

The system offers already today a fully 40 and 100 Gb/s capability and seamless migration.



Length tables for MPO/MPOOptimate trunks and fan-out assemblies

LENGTH TABLE A:

| Y-X | Length | Y-X | Length | Y-X | Length | Y-X | Length | Y-X | Length | Y-X | Length | Y-X | Length | Y-X | Length |
|-----|--------|-----|--------|-----|--------|-----|--------|-----|--------|-----|--------|-----|--------|-----|--------|
| 0-2 | 2 m | 1-3 | 13 m | 2-4 | 24 m | 3-5 | 35 m | 4-6 | 46 m | 5-7 | 57 m | 6-8 | 68 m | 7-9 | 79 m |
| 0-3 | 3 m | 1-4 | 14 m | 2-5 | 25 m | 3-6 | 36 m | 4-7 | 47 m | 5-8 | 58 m | 6-9 | 69 m | 8-0 | 80 m |
| 0-4 | 4 m | 1-5 | 15 m | 2-6 | 26 m | 3-7 | 37 m | 4-8 | 48 m | 5-9 | 59 m | 7-0 | 70 m | 8-1 | 81 m |
| 0-5 | 5 m | 1-6 | 16 m | 2-7 | 27 m | 3-8 | 38 m | 4-9 | 49 m | 6-0 | 60 m | 7-1 | 71 m | 8-2 | 82 m |
| 0-6 | 6 m | 1-7 | 17 m | 2-8 | 28 m | 3-9 | 39 m | 5-0 | 50 m | 6-1 | 61 m | 7-2 | 72 m | 8-3 | 83 m |
| 0-7 | 7 m | 1-8 | 18 m | 2-9 | 29 m | 4-0 | 40 m | 5-1 | 51 m | 6-2 | 62 m | 7-3 | 73 m | 8-4 | 84 m |
| 0-8 | 8 m | 1-9 | 19 m | 3-0 | 30 m | 4-1 | 41 m | 5-2 | 52 m | 6-3 | 63 m | 7-4 | 74 m | 8-5 | 85 m |
| 0-9 | 9 m | 2-0 | 20 m | 3-1 | 31 m | 4-2 | 42 m | 5-3 | 53 m | 6-4 | 64 m | 7-5 | 75 m | 8-6 | 86 m |
| 1-0 | 10 m | 2-1 | 21 m | 3-2 | 32 m | 4-3 | 43 m | 5-4 | 54 m | 6-5 | 65 m | 7-6 | 76 m | 8-7 | 87 m |
| 1-1 | 11 m | 2-2 | 22 m | 3-3 | 33 m | 4-4 | 44 m | 5-5 | 55 m | 6-6 | 66 m | 7-7 | 77 m | 8-8 | 88 m |
| 1-2 | 12 m | 2-3 | 23 m | 3-4 | 34 m | 4-5 | 45 m | 5-6 | 56 m | 6-7 | 67 m | 7-8 | 78 m | 8-9 | 89 m |

LENGTH TABLE B:

| Y-X | Length | Y-X | Length | Y-X | Length | Y-X | Length | Y-X | Length | Y-X | Length | Y-X | Length | Y-X | Length |
|-----|--------|-----|--------|-----|--------|-----|--------|-----|--------|-----|--------|-----|--------|-----|--------|
| 9-9 | 100 m | 1-1 | 111 m | 2-2 | 122 m | 3-3 | 133 m | 4-4 | 148 m | 5-5 | 170 m | 6-6 | 192 m | 7-7 | 270 m |
| 0-1 | 101 m | 1-2 | 112 m | 2-3 | 123 m | 3-4 | 134 m | 4-5 | 150 m | 5-6 | 172 m | 6-7 | 194 m | 7-8 | 280 m |
| 0-2 | 102 m | 1-3 | 113 m | 2-4 | 124 m | 3-5 | 135 m | 4-6 | 152 m | 5-7 | 174 m | 6-8 | 196 m | 7-9 | 290 m |
| 0-3 | 103 m | 1-4 | 114 m | 2-5 | 125 m | 3-6 | 136 m | 4-7 | 154 m | 5-8 | 176 m | 6-9 | 198 m | 8-0 | 300 m |
| 0-4 | 104 m | 1-5 | 115 m | 2-6 | 126 m | 3-7 | 137 m | 4-8 | 156 m | 5-9 | 178 m | 7-0 | 200 m | 8-1 | 320 m |
| 0-5 | 105 m | 1-6 | 116 m | 2-7 | 127 m | 3-8 | 138 m | 4-9 | 158 m | 6-0 | 180 m | 7-1 | 210 m | 8-2 | 340 m |
| 0-6 | 106 m | 1-7 | 117 m | 2-8 | 128 m | 3-9 | 139 m | 5-0 | 160 m | 6-1 | 182 m | 7-2 | 220 m | 8-3 | 360 m |
| 0-7 | 107 m | 1-8 | 118 m | 2-9 | 129 m | 4-0 | 140 m | 5-1 | 162 m | 6-2 | 184 m | 7-3 | 230 m | 8-4 | 380 m |
| 0-8 | 108 m | 1-9 | 119 m | 3-0 | 130 m | 4-1 | 142 m | 5-2 | 164 m | 6-3 | 186 m | 7-4 | 240 m | 8-5 | 400 m |
| 0-9 | 109 m | 2-0 | 120 m | 3-1 | 131 m | 4-2 | 144 m | 5-3 | 166 m | 6-4 | 188 m | 7-5 | 250 m | 8-6 | 420 m |
| 1-0 | 110 m | 2-1 | 121 m | 3-2 | 132 m | 4-3 | 146 m | 5-4 | 168 m | 6-5 | 190 m | 7-6 | 260 m | 8-7 | 440 m |

MPO/MPOptimate System

12 Fiber MPOptimate System

MPOptimate pre-terminated trunks

FEATURES

- Cable terminated with low loss 12 fiber MPOptimate connectors
- Terminated with female MPO connectors (male versions on request)
- OM3 or OM4 cable performance, LSZH construction
- Connector performance: Attenuation \leq 0.35 dB (max); RL \geq 28 dB (min)
- The trunks are equipped with midi fan-out and round cable MPO tails protected with transparent protection sleeve
- Factory pre-terminated assemblies
- All products with protocol, for constant and reliable quality
- Available in 12, 24 and 48 fiber (other fiber counts on request)
- Packaging: \leq 50 m in box, $>$ 50 m on reel
- Re-usable pulling socks can be ordered separately.
12 - 24 fiber trunks Part Number 2055567-1
48 fiber trunks Part Number 2055567-2



ORDERING INFORMATION

| Description | Part Number | Part Number |
|---|------------------|---------------------|
| | 2-99 m - table A | 100-500 m - table B |
| 12 fiber; OM4 XGA 10 Gb/s; Straight; A wiring | Y-2055576-X | Y-2055577-X |
| 24 fiber; OM4 XGA 10 Gb/s; Straight; A wiring | Y-2055578-X | Y-2055579-X |
| 48 fiber; OM4 XGA 10 Gb/s; Straight; A wiring | Y-2160075-X | Y-2160076-X |
| 12 fiber; OM3 XG 10 Gb/s; A wiring | Y-2055611-X | Y-2055612-X |
| 24 fiber; OM3 XG 10 Gb/s; A wiring | Y-2055715-X | Y-2055716-X |
| 48 fiber; OM3 XG 10 Gb/s; A wiring | Y-2160073-X | Y-2160074-X |

For available lengths: see page 02

MPO/MPOptimate System

12 Fiber MPOptimate System

MPOptimate to LC Quick-Fit cassettes

FEATURES

- Pre-terminated low loss cassettes
- Front: 6 x optimized LC Duplex or 6 x optimized LC Quad
- Back: 1 or 2 low loss MPOptimate connector(s)
- Available in straight or flipped pair version
- Optical cassette performance in OM3 and OM4:
Attenuation \leq 0.35 dB/cassette (max.)
RL \geq 27 dB (min)
- All products with protocol, for constant and reliable quality
- Fits in AMP NETCONNECT Quick-Fit patch panels with maximum density of 4 cassettes per 1U
- Port number labeling and additional label strip included



ORDERING INFORMATION

| Description | Pairs straight Part Number | Pairs flipped Part Number |
|---|----------------------------|---------------------------|
| 1 x MPOptimate to 6 x LC Duplex (12 fiber); OM3 XG 10 Gb/s | 1671226-3 | 1-1671226-3 |
| 1 x MPOptimate to 6 x LC Duplex (12 fiber); OM4 XG _A 10 Gb/s | 1671226-5 | 1-1671226-5 |
| 2 x MPOptimate to 6 x LC Quad (24 fiber); OM3 XG 10 Gb/s | 1671227-3 | 1-1671227-3 |
| 2 x MPOptimate to 6 x LC Quad (24 fiber); OM4 XG _A 10 Gb/s | 1671227-5 | 1-1671227-5 |

MPOptimate to SC Quick-Fit cassettes

FEATURES

- Pre-terminated low loss cassettes
- Front: 6 x optimized SC Duplex
- Back: 1 x low loss MPOptimate connector
- Available in straight or flipped pair version
- Optical cassette performance in OM3:
Attenuation \leq 0.35 dB (max.)
RL \geq 27 dB (min)
- All products with protocol, for constant and reliable quality
- Fits in AMP NETCONNECT Quick-Fit patch panels with maximum density of 4 cassettes per 1U

Port number labeling and additional label strip included



ORDERING INFORMATION

| Description | Pairs straight Part Number | Pairs flipped Part Number |
|---|----------------------------|---------------------------|
| 1 x MPOptimate to 6 x SC Duplex; (12 fiber): OM3 XG 10 Gb/s | 1671228-3 | 1-1671228-3 |

MPO/MPOptimate System

12 Fiber MPOptimate System

MPOptimate to LC pre-assembled panel

FEATURES

- Pre-terminated panel with 4 or 8 MPOptimate 12 fiber trunk connections at rear and 12 or 24 optimized LC Quad at the front side
- Flush mount LC couplers in front and integrated management on the rear side
- Optical panel performance: Attenuation \leq 0.35 dB (max); RL \geq 27 dB (min)
- All products with protocol, for constant and reliable quality



ORDERING INFORMATION

| Description | Pairs straight Part Number | Pairs flipped Part Number |
|--|----------------------------|---------------------------|
| Fiber type: OM3 XG 10 Gb/s; Fiber count: 96 fiber | 1966328-5 | 2-1966328-5 |
| Fiber type: OM3 XG 10 Gb/s; Fiber count: 48 fiber | 1966328-6 | 2-1966328-6 |
| Fiber type: OM4 XGA 10 Gb/s; Fiber count: 96 fiber | 1966328-8 | 2-1966328-8 |
| Fiber type: OM4 XGA 10 Gb/s; Fiber count: 48 fiber | 1966328-7 | 2-1966328-7 |

MPOptimate patch cords

FEATURES

- Low loss MPOptimate 12 fiber MPO round cable patch cord
- Terminated with male and/or female MPOptimate connectors
- Cable performance: OM4; OM3 XG 10 Gb/s; LSZH construction
- Connector performance: Attenuation \leq 0.35 dB (max.); RL \geq 28 dB (min)
- All products with protocol, for constant and reliable quality
- Available in female/female and male/female version in straight "A" wiring and total flipped "B" wiring



Color: aqua

LENGTH TABLE:

| Y-X | Length | Y-X | Length | Y-X | Length | Y-X | Length | Y-X | Length | Y-X | Length | Y-X | Length | Y-X | Length | | |
|-----|--------|-----|--------|------|--------|------|--------|------|--------|------|--------|------|--------|------|--------|------|----|
| 9-0 | 0,5 | 9-5 | 5,5 | 1--1 | 11 | 2--1 | 21 | 3--1 | 31 | 4--1 | 41 | 5--1 | 51 | 6--1 | 61 | 7--1 | 71 |
| 0-1 | 1,0 | 0-6 | 6,0 | 1--2 | 12 | 2--2 | 22 | 3--2 | 32 | 4--2 | 42 | 5--2 | 52 | 6--2 | 62 | 7--2 | 72 |
| 9-1 | 1,5 | 9-6 | 6,5 | 1--3 | 13 | 2--3 | 23 | 3--3 | 33 | 4--3 | 43 | 5--3 | 53 | 6--3 | 63 | 7--3 | 73 |
| 0-2 | 2,0 | 0-7 | 7,0 | 1--4 | 14 | 2--4 | 24 | 3--4 | 34 | 4--4 | 44 | 5--4 | 54 | 6--4 | 64 | 7--4 | 74 |
| 9-2 | 2,5 | 9-7 | 7,5 | 1--5 | 15 | 2--5 | 25 | 3--5 | 35 | 4--5 | 45 | 5--5 | 55 | 6--5 | 65 | 7--5 | 75 |
| 0-3 | 3,0 | 0-8 | 8,0 | 1--6 | 16 | 2--6 | 26 | 3--6 | 36 | 4--6 | 46 | 5--6 | 56 | 6--6 | 66 | 7--6 | 76 |
| 9-3 | 3,5 | 9-8 | 8,5 | 1--7 | 17 | 2--7 | 27 | 3--7 | 37 | 4--7 | 47 | 5--7 | 57 | 6--7 | 67 | 7--7 | 77 |
| 0-4 | 4,0 | 0-9 | 9,0 | 1--8 | 18 | 2--8 | 28 | 3--8 | 38 | 4--8 | 48 | 5--8 | 58 | 6--8 | 68 | 7--8 | 78 |
| 9-4 | 4,5 | 9-9 | 9,5 | 1--9 | 19 | 2--9 | 29 | 3--9 | 39 | 4--9 | 49 | 5--9 | 59 | 6--9 | 69 | 7--9 | 79 |
| 0-5 | 5,0 | 1-0 | 10 | 2-0 | 20 | 3-0 | 30 | 4-0 | 40 | 5-0 | 50 | 6-0 | 60 | 7-0 | 70 | 8-0 | 80 |

ORDERING INFORMATION

| Description | Pairs straight Part Number | Pairs total flipped Part Number |
|---|----------------------------|---------------------------------|
| MPOptimate female - MPOptimate female patch cord; OM3 XG 10 Gb/s | Y-2160135-X | Y-2160193-X |
| MPOptimate female - MPOptimate female patch cord; OM4 XGA 10 Gb/s | Y-2160136-X | Y-2160194-X |
| MPOptimate female - MPOptimate male patch cord; OM3 XG 10 Gb/s | Y-2160139-X | Y-2160197-X |
| MPOptimate female - MPOptimate male patch cord; OM4 XGA 10 Gb/s | Y-2160140-X | Y-2160198-X |

MPO/MPOptimate System

12 Fiber MPOptimate System

MPOptimate Fan-Out cable assemblies

FEATURES

- Low loss transition from MPO to LC or SC tails 2 mm
- Terminated with female or male MPOptimate connectors
- Cable performance: OM4 or OM3 XG 10 Gb/s; LSZH construction
- Optical performance:
 - MPO connector: Attenuation \leq 0.35 dB (max.); RL \geq 28 dB (min)
 - LC/SC connector: Attenuation \leq 0.15 dB (max); RL \geq 35 dB(min)
- All products with protocol, for constant and reliable quality
- Tail lengths: 4 x 40 cm, 4 x 50 cm, 4 x 60 cm.
Other tail lengths available on request
- The trunks are equipped with midi fan-out and round cable MPO tails
- All tails are protected with transparent protection sleeve
- Packaging: \leq 50 m in box, >50 m on reel
- Re-usable pulling socks can be ordered separately. Part Number 2055567-1



ORDERING INFORMATION

| Description | Part Number | Part Number |
|---|------------------|---------------------|
| | 2-99 m - table A | 100-500 m - table B |
| 1 x MPOptimate female to 12 x LC Simplex; OM4 XGA 10 Gb/s | Y-2055580-X | Y-2055581-X |
| 1 x MPOptimate female to 12 x SC Simplex; OM4 XGA 10 Gb/s | Y-2160114-X | Y-2160115-X |
| 1 x MPOptimate female to 12 x LC Simplex; OM3 XG 10 Gb/s | Y-2055623-X | Y-2055624-X |
| 1 x MPOptimate female to 12 x SC Simplex; OM3 XG 10 Gb/s | Y-2160112-X | Y-2160113-X |
| 1 x MPOptimate male to 12 x LC Simplex; OM4 XGA 10 Gb/s | Y-2160146-X | Y-2160147-X |
| 1 x MPOptimate male to 12 x SC Simplex; OM4 XGA 10 Gb/s | Y-2160126-X | Y-2160127-X |
| 1 x MPOptimate male to 12 x LC Simplex; OM3 XG 10 Gb/s | Y-2055600-X | Y-2055704-X |

For available lengths: see page 02

MPOptimate System LC and SC patch cords

FEATURES

- Patch cords with optimized LC and SC connectors
- Cable performance: OM4 or OM3 XG 10 Gb/s; LSZH construction
- Optical performance:
 - LC connector: Attenuation \leq 0.15 dB (max); RL \geq 35 dB(min)
 - SC connector: Attenuation \leq 0.15 dB (max); RL \geq 35 dB(min)
- All products with protocol, for constant and reliable quality



| Y- -X | Length |
|-------|--------|
| 0- -1 | 1 m |
| 0- -3 | 3 m |
| 0- -5 | 5 m |
| 1- -0 | 10 m |

ORDERING INFORMATION

| Description | Part Number |
|---|-------------|
| Patch cord LC Duplex - LC Duplex; OM3 XG 10 Gb/s | Y-1920743-X |
| Patch cord SC Duplex - SC Duplex; OM3 XG 10 Gb/s | Y-2055108-X |
| Patch cord LC Duplex - SC Duplex; OM3 XG 10 Gb/s | Y-2055109-X |
| Patch cord LC Duplex - LC Duplex; OM4 XGA 10 Gb/s | Y-2160046-X |
| Patch cord SC Duplex - SC Duplex; OM4 XGA 10 Gb/s | Y-2160047-X |
| Patch cord LC Duplex - SC Duplex; OM4 XGA 10 Gb/s | Y-2160048-X |

MPO/MPOOptimate System

24 Fiber MPOOptimate System

MPOOptimate 24f pre-terminated trunks

FEATURES

- Loose tube cable construction, ideal for routing through cable tray or raceway
- Cable terminated with low loss 24 fiber MPOOptimate connectors
- Terminated with female MPO connectors (male versions on request)
- OM3, OM4 cable performance, LSZH construction
- Connector performance for OM3/OM4:
Attenuation \leq 0.25 dB (max.);
RL \geq 28 dB (min)
- The trunks are equipped with midi fan-out and round cable 3.8mm MPO tails protected with transparent protection sleeve
- Factory pre-terminated assemblies
- All products with protocol, for constant and reliable quality
- Packaging: \leq 50 m in box, $>$ 50 m on reel
- Re-usable pulling socks can be ordered separately. Part Number 2055567-1



Available
September
2013



Color: aqua

ORDERING INFORMATION

| Description | Part Number 2-99 m - table A | Part Number 100-500 m - table B |
|-----------------------------------|---------------------------------|------------------------------------|
| 24 fiber; OM3; Straight A wiring; | Y-2160300-X | Y-2160344-X |
| 24 fiber; OM4; Straight A wiring; | Y-2160608-X | Y-2160609-X |

For available lengths: see page 02

MPOOptimate 24f to LC Quick-Fit cassettes

FEATURES

- Pre-terminated low loss cassettes
- Front: 6 x optimized LC Quad
- Back: 1 x 24 fiber low loss MPOOptimate connector
- Optical cassette performance for OM3/OM4:
Attenuation \leq 0.35 dB(max.) RL \geq 27 dB(min)
- All products with protocol, for constant and reliable quality
- Port number labelling and additional label strip included



Available
September
2013



ORDERING INFORMATION

| Description | Part Number straight | Part Number flipped |
|--|-------------------------|------------------------|
| 6 x LC Quad (24 fiber) to 1 x 24 fiber MPO OM4 | 2160266-5 | 1-2160266-5 |
| 6 x LC Quad (24 fiber) to 1 x 24 fiber MPO OM3 | 2160266-3 | 1-2160266-3 |

MPO/MPOOptimate System

24 Fiber MPOOptimate System

MPOOptimate 24f patch cords

FEATURES

- For direct connection of 100G transceivers
- Construction suited to inter-cabinet patching
- Low loss MPOOptimate 24 fiber MPO round 3.8mm cable patch cord
- OM3 and OM4 cable performance, LSZH construction
- Connector performance for OM3/OM4:
Attenuation \leq 0.25 dB (max.); RL \geq 28 dB (min)
- All products with protocol, for constant and reliable quality
- Available in female/female type A (straight) wiring

Color: aqua



Available
September
2013



LENGTH TABLE:

| Y- X | Length | Y- -X | Length | Y- -X | Length | Y- -X | Length | Y- -X | Length | Y- -X | Length | Y- -X | Length | Y- -X | Length | | |
|-------|--------|-------|--------|-------|--------|-------|--------|-------|--------|-------|--------|-------|--------|-------|--------|-------|----|
| 9- 0 | 0,5 | 9- -5 | 5,5 | 1- -1 | 11 | 2- -1 | 21 | 3- -1 | 31 | 4- -1 | 41 | 5- -1 | 51 | 6- -1 | 61 | 7- -1 | 71 |
| 0- -1 | 1,0 | 0- -6 | 6,0 | 1- -2 | 12 | 2- -2 | 22 | 3- -2 | 32 | 4- -2 | 42 | 5- -2 | 52 | 6- -2 | 62 | 7- -2 | 72 |
| 9- -1 | 1,5 | 9- -6 | 6,5 | 1- -3 | 13 | 2- -3 | 23 | 3- -3 | 33 | 4- -3 | 43 | 5- -3 | 53 | 6- -3 | 63 | 7- -3 | 73 |
| 0- -2 | 2,0 | 0- -7 | 7,0 | 1- -4 | 14 | 2- -4 | 24 | 3- -4 | 34 | 4- -4 | 44 | 5- -4 | 54 | 6- -4 | 64 | 7- -4 | 74 |
| 9- -2 | 2,5 | 9- -7 | 7,5 | 1- -5 | 15 | 2- -5 | 25 | 3- -5 | 35 | 4- -5 | 45 | 5- -5 | 55 | 6- -5 | 65 | 7- -5 | 75 |
| 0- -3 | 3,0 | 0- -8 | 8,0 | 1- -6 | 16 | 2- -6 | 26 | 3- -6 | 36 | 4- -6 | 46 | 5- -6 | 56 | 6- -6 | 66 | 7- -6 | 76 |
| 9- -3 | 3,5 | 9- -8 | 8,5 | 1- -7 | 17 | 2- -7 | 27 | 3- -7 | 37 | 4- -7 | 47 | 5- -7 | 57 | 6- -7 | 67 | 7- -7 | 77 |
| 0- -4 | 4,0 | 0- -9 | 9,0 | 1- -8 | 18 | 2- -8 | 28 | 3- -8 | 38 | 4- -8 | 48 | 5- -8 | 58 | 6- -8 | 68 | 7- -8 | 78 |
| 9- -4 | 4,5 | 9- -9 | 9,5 | 1- -9 | 19 | 2- -9 | 29 | 3- -9 | 39 | 4- -9 | 49 | 5- -9 | 59 | 6- -9 | 69 | 7- -9 | 79 |
| 0- -5 | 5,0 | 1- -0 | 10 | 2- -0 | 20 | 3- -0 | 30 | 4- -0 | 40 | 5- -0 | 50 | 6- -0 | 60 | 7- -0 | 70 | 8- -0 | 80 |

ORDERING INFORMATION

| Description | Part Number |
|-----------------------------------|-------------|
| 24 fiber; OM4; Straight A wiring; | Y-2160304-X |
| 24 fiber; OM3; Straight A wiring; | Y-2160305-X |

MPO/MPOptimate System

12 Fiber MPO System

Pre-terminated MPO trunk cable, 12/24/48 fiber

FEATURES

- Factory pre-terminated assemblies
- Cables terminated with high density MPO connectors
- All products with protocol, for constant and reliable quality
- In OM3 and OS2 design with LSZH sheath
- Available in lengths from 2 up to 500 m
- The trunks are equipped with midi fan-out and round cable MPO tails protected with transparent protection sleeve available in 12, 24 and 48 fiber (other fiber counts on request)
- Packaging: ≤50 m in box, >50 m on reel
- Re-usable pulling socks can be ordered separately.
12 and 24 fibre trunks Part number 2055567-1
48 fibre trunks Part number 2055567-2



ORDERING INFORMATION

| Description | Part Number | Part Number |
|---|------------------|---------------------|
| | 2-99 m - table A | 100-500 m - table B |
| 12 Fiber; OM3 XG 10 Gb/s; Straight "A" wiring | Y-2055707-X | Y-2055708-X |
| 24 Fiber; OM3 XG 10 Gb/s; Straight "A" wiring | Y-2055709-X | Y-2055710-X |
| 48 Fiber; OM3 XG 10 Gb/s; Straight "A" wiring | Y-2160071-X | Y-2160072-X |
| 12 Fiber; SM; Straight "A" wiring | Y-2055711-X | Y-2055712-X |
| 24 Fiber; SM; Straight "A" wiring | Y-2055713-X | Y-2055714-X |
| 48 Fiber; SM; Straight "A" wiring | Y-2160077-X | Y-2160078-X |

For available lengths: see page 02

MPO/MPOptimate System

12 Fiber MPO System

MPO to LC Quick-Fit cassettes

FEATURES

- Simple and flexible premises fiber cabling
- Pre-terminated cassettes with either 1 or 2 MPO trunk connections (1 x 12 or 2 x 12 fibers) at rear
- 6 x LC Duplex (12 fibers) or 6 x LC Quad (24 fibers) connection in the front
- All products with protocol, for constant and reliable quality
- Easy installation, moves, adds and changes
- Fits in all AMP NETCONNECT Patch Panels for Quick-Fit Modules
- Panels accept up to 4 cassettes achieving up to 96 fiber connections on 1U



ORDERING INFORMATION

| Description | Pairs straight Part Number | Pairs flipped Part Number |
|--|----------------------------|---------------------------|
| 1 x MPO to 6 x LC Duplex; OM3 XG 10 Gb/s | 1671205-3 | 1-1671205-3 |
| 2 x MPO to 6 x LC Quad; OM3 XG 10 Gb/s | 1671206-3 | 1-1671206-3 |
| 1 x MPO to 6 x LC Duplex; SM | 1671205-4 | 1-1671205-4 |
| 1 x MPO to 6 x LC APC Duplex; SM | 1671205-6 | 1-1671205-6 |
| 2 x MPO to 6 x LC Quad; SM | 1671206-4 | 1-1671206-4 |
| 2 x MPO to 6 x LC APC Quad; SM | 1671206-6 | 1-1671206-6 |

MPO to SC Quick-Fit cassettes

FEATURES

- Simple and flexible premises fiber cabling
- Pre-terminated cassettes with 1 MPO trunk connection (1 x 12 fibers) at rear
- 6 x SC Duplex (12 fibers) connections in the front
- All products with protocol, for constant and reliable quality
- Easy installation, moves, adds and changes
- Fits in all AMP NETCONNECT Patch Panels for Quick-Fit Modules
- Panels accept up to 4 cassettes on 1U



ORDERING INFORMATION

| Description | Pairs straight Part Number | Pairs flipped Part Number |
|--|----------------------------|---------------------------|
| 1 x MPO to 6 x SC Duplex; OM3 XG 10 Gb/s | 1671207-3 | 1-1671207-3 |
| 1 x MPO to 6 x SC Duplex; SM | 1671207-4 | 1-1671207-4 |
| 1 x MPO to 6 x SC APC Duplex; SM | 1671207-6 | 1-1671207-6 |

MPO/MPOptimate System

12 Fiber MPO System

MPO to LC pre-assembled panel

FEATURES

- Simple and flexible premises fiber cabling
- High Density Compact designed fix style 19" panel 1U
- Pre-terminated panel with 4 or 8 MPO 12 fiber trunk connections at rear and 12 or 24 LC Quad at the front side
- All products with protocol, for constant and reliable quality
- Flush mount LC couplers in front and integrated management on the rear side



ORDERING INFORMATION

| Description | Pairs Straight Part Number | Pairs Flipped Part Number |
|--|----------------------------|---------------------------|
| Fiber Type: OM3 XG 10 Gb/s; Fiber count: 96 fibers | 1966328-1 | 2-1966328-1 |
| Fiber Type: OM3 XG 10 Gb/s; Fiber count: 48 fibers | 1966328-2 | 2-1966328-2 |
| Fiber Type: SM; Fiber count: 96 fibers | 1966328-3 | 2-1966328-3 |

MPO patch cords

FEATURES

- MPO patch cord
- Cable performance: OM3 or OS2; LSZH 3.2mm round cable construction
- All products with protocol, for constant and reliable quality
- Available in female/female and male/female version in straight "A" wiring and total flipped wiring "B" wiring



Color: aqua

LENGTH TABLE:

| Y- -X | Length | Y- -X | Length | Y- -X | Length | Y- -X | Length | Y- -X | Length | Y- -X | Length | Y- -X | Length | Y- -X | Length | | |
|-------|--------|-------|--------|-------|--------|-------|--------|-------|--------|-------|--------|-------|--------|-------|--------|-------|----|
| 9- -0 | 0,5 | 9- -5 | 5,5 | 1- -1 | 11 | 2- -1 | 21 | 3- -1 | 31 | 4- -1 | 41 | 5- -1 | 51 | 6- -1 | 61 | 7- -1 | 71 |
| 0- -1 | 1,0 | 0- -6 | 6,0 | 1- -2 | 12 | 2- -2 | 22 | 3- -2 | 32 | 4- -2 | 42 | 5- -2 | 52 | 6- -2 | 62 | 7- -2 | 72 |
| 9- -1 | 1,5 | 9- -6 | 6,5 | 1- -3 | 13 | 2- -3 | 23 | 3- -3 | 33 | 4- -3 | 43 | 5- -3 | 53 | 6- -3 | 63 | 7- -3 | 73 |
| 0- -2 | 2,0 | 0- -7 | 7,0 | 1- -4 | 14 | 2- -4 | 24 | 3- -4 | 34 | 4- -4 | 44 | 5- -4 | 54 | 6- -4 | 64 | 7- -4 | 74 |
| 9- -2 | 2,5 | 9- -7 | 7,5 | 1- -5 | 15 | 2- -5 | 25 | 3- -5 | 35 | 4- -5 | 45 | 5- -5 | 55 | 6- -5 | 65 | 7- -5 | 75 |
| 0- -3 | 3,0 | 0- -8 | 8,0 | 1- -6 | 16 | 2- -6 | 26 | 3- -6 | 36 | 4- -6 | 46 | 5- -6 | 56 | 6- -6 | 66 | 7- -6 | 76 |
| 9- -3 | 3,5 | 9- -8 | 8,5 | 1- -7 | 17 | 2- -7 | 27 | 3- -7 | 37 | 4- -7 | 47 | 5- -7 | 57 | 6- -7 | 67 | 7- -7 | 77 |
| 0- -4 | 4,0 | 0- -9 | 9,0 | 1- -8 | 18 | 2- -8 | 28 | 3- -8 | 38 | 4- -8 | 48 | 5- -8 | 58 | 6- -8 | 68 | 7- -8 | 78 |
| 9- -4 | 4,5 | 9- -9 | 9,5 | 1- -9 | 19 | 2- -9 | 29 | 3- -9 | 39 | 4- -9 | 49 | 5- -9 | 59 | 6- -9 | 69 | 7- -9 | 79 |
| 0- -5 | 5,0 | 1- -0 | 10 | 2- -0 | 20 | 3- -0 | 30 | 4- -0 | 40 | 5- -0 | 50 | 6- -0 | 60 | 7- -0 | 70 | 8- -0 | 80 |

ORDERING INFORMATION

| Description | Pairs straight Part Number | Pairs total flipped Part Number |
|--|----------------------------|---------------------------------|
| MPO female - MPO female Patch Cord; OM3 XG 10 Gb/s | Y-2160134-X | Y-2160192-X |
| MPO female - MPO female Patch Cord; SM | Y-2160137-X | Y-2160195-X |
| MPO male - MPO female Patch Cord; OM3 XG 10 Gb/s | Y-2160138-X | Y-2160196-X |
| MPO male - MPO female Patch Cord; SM | Y-2160141-X | Y-2160199-X |

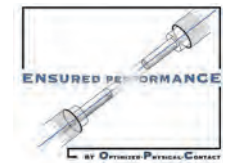
MPO/MPOptimate System

12 Fiber MPO System

MPO Fan-Out cable assemblies

FEATURES

- MPO round cable to LC or SC 12 x 2 mm tails
- Terminated with female or male MPO connectors
- Cable performance: OM3 and OS2 in LSZH construction
- All products with protocol, for constant and reliable quality
- Tail lengths: 4 x 40cm, 4 x 50cm, 4 x 60cm (other tail lengths available on request).
- The trunks are equipped with midi fan-out and round cable MPO tails
- All tails are protected with transparent protection sleeve
- Packaging: ≤50 m in box, >50 m on reel
- Re-usable pulling socks can be ordered separately. Part Number 2055567-1



ORDERING INFORMATION

| Description | Part Number | Part Number |
|---|------------------|---------------------|
| | 2-99 m - table A | 100-500 m - table B |
| 1 x MPO female to 12 x LC Simplex; OM3 XG 10 Gb/s | Y-2160106-X | Y-2160107-X |
| 1 x MPO female to 12 x LC Simplex; SM | Y-2160108-X | Y-2160109-X |
| 1 x MPO female to 12 x SC Simplex; OM3 XG 10 Gb/s | Y-2160110-X | Y-2160111-X |
| 1 x MPO female to 12 x SC Simplex; SM | Y-2160116-X | Y-2160117-X |
| 1 x MPO male to 12 x LC Simplex; OM3 XG 10 Gb/s | Y-2160012-X | Y-2160013-X |
| 1 x MPO male to 12 x LC Simplex; SM | Y-2160122-X | Y-2160123-X |
| 1 x MPO male to 12 x SC Simplex; OM3 XG 10 Gb/s | Y-2160124-X | Y-2160125-X |
| 1 x MPO male to 12 x SC Simplex; SM | Y-2160128-X | Y-2160129-X |

For available lengths: see page 02

MPO/MPOptimate System

12 Fiber MPO System

Patch Leads – Technical Data

SC Assemblies

| | |
|-----------------|-----------------|
| Cable sheath: | LSZH |
| Cable diameter: | 2.5 mm Twin Zip |
| Ferrule | Ceramic |

LC Assemblies

| | |
|-----------------|----------------------|
| Cable sheath: | LSZH |
| Cable diameter: | 1.8 mm Mini Twin Zip |
| Ferrule | Ceramic |

All assemblies are machine polished providing highest quality.

Multimode OM3 and singlemode OS2 assemblies have an ensured performance by Optimized-Physical-Contact (OPC).

All assemblies are factory tested and come with a test protocol.

Insertion Loss and Return Loss values specified against reference connectors.

Singlemode Patch Cords

| Connector Type | Attenuation max. | Return loss. min. | Temp. Range |
|----------------|------------------|-------------------|---------------|
| SC, PC | 0,3 dB | > 45 dB | -10°C / +60°C |
| LC, PC | 0,3 dB | > 45 dB | -10°C / +60°C |

Multimode Patch Cords

| Connector Type | Attenuation max. | Return loss. min. | Temp. Range |
|----------------|------------------|-------------------|---------------|
| SC, PC | 0,3 dB | > 20 dB | -10°C / +60°C |
| LC, PC | 0,3 dB | > 20 dB | -10°C / +60°C |

LC Duplex / LC Duplex patch cords

FEATURES

- All assemblies are machine polished providing highest quality.
- Multimode OM3 and singlemode OS2 assemblies have an ensured performance by Optimized-Physical-Contact (OPC).
- All assemblies are factory tested and come with a test protocol



ORDERING INFORMATION

| Description | Part Number | Y- -X | Length |
|----------------|-------------|-------|--------|
| OS2 | Y-6536501-X | 0- -1 | 1 m |
| OM3 XG 10 Gb/s | Y-6536969-X | 0- -2 | 2 m |
| | | 0- -3 | 3 m |
| | | 0- -5 | 5 m |
| | | 1- -0 | 10 m |

MPO/MPOptimate System

12 Fiber MPO System

LC Duplex / SC Duplex patch cords

FEATURES

- All assemblies are machine polished providing highest quality.
- Multimode OM3 and singlemode OS2 assemblies have an ensured performance by Optimized-Physical-Contact (OPC).
- All assemblies are factory tested and come with a test protocol



| Y- -X | Length |
|-------|--------|
| 0- -1 | 1 m |
| 0- -2 | 2 m |
| 0- -3 | 3 m |
| 0- -5 | 5 m |
| 1- -0 | 10 m |


ORDERING INFORMATION

| Description | Part Number |
|----------------|-------------|
| OS2 | Y-6536508-X |
| OM3 XG 10 Gb/s | Y-6536967-X |

SC Duplex / SC Duplex patch cords

FEATURES

- All assemblies are machine polished providing highest quality.
- Multimode OM3 and singlemode OS2 assemblies have an ensured performance by Optimized Physical Contact (OPC).
- All assemblies are factory tested and come with a test protocol



| Y- -X | Length |
|-------|--------|
| 0- -1 | 1 m |
| 0- -2 | 2 m |
| 0- -3 | 3 m |
| 0- -5 | 5 m |
| 1- -0 | 10 m |

ORDERING INFORMATION

| Description | Part Number |
|----------------|-------------|
| OS2 | Y-6348260-X |
| OM3 XG 10 Gb/s | Y-6536464-X |

MPO/MPOptimate System

MPO/MPOptimate Panels & Accessories

UCP Patch Panel Angled and Flushmount

Please refer to Chapter 4, page 44

Note: For angled modular drawer panels see page 148



Angled Quick-Fit MPO/MPOptimate drawer panel

FEATURES

- Accommodates up to 4 MPO/MPOptimate Quick-Fit cassettes
- High-End solution
- Fully integrated and retractable cable management bracket
- Allows for easy Move, Adds and Changes
- Angled style of panels provides additional cable management towards side area

Color: black (RAL 9005)



ORDERING INFORMATION

| Description | Part Number |
|---|-------------|
| Modular MPO/MPOptimate drawer panel for 4 Quick-Fit cassettes, angled | 1-1671436-1 |

Flush Quick-Fit MPO/MPOptimate drawer panel

FEATURES

- Accommodates up to 4 MPO/MPOptimate Quick-Fit cassettes
- High-End solution
- Fully integrated and retractable cable management bracket
- Allows for easy Move, Adds and Changes
- Flushmount

Color: black (RAL 9005)



ORDERING INFORMATION

| Description | Part Number |
|--|-------------|
| Modular MPO/MPOptimate drawer panel for 4 Quick-Fit cassettes, flush | 1-1671437-1 |

MPO/MPOptimate System

MPO/MPOptimate Panels & Accessories

Modular MPO/MPOptimate front plate for Quick-Fit cassettes

FEATURES

- Low cost solution
- Flush mount
- Front plate with no additional cable management
- Does accept copper and fiber in one panel

Color: black (RAL 9005)



ORDERING INFORMATION

| Description | Part Number |
|------------------------------------|-------------|
| Modular MPO/MPOptimate front plate | 1-1671373-1 |

MPO/MPOptimate coupler Quick-Fit module

FEATURES

- Quick-Fit module with 6 x or 12 x MPO coupler
- Port number labeling and additional label strip included
- MPO coupler always used with on one side MPO male and other side MPO female connector

Color: black (RAL 9005)



ORDERING INFORMATION

| Description | Part Number |
|-------------------------|-------------|
| 6 x MPO coupler module | 1671200-1 |
| 12 x MPO coupler module | 1711987-1 |

MPO/MPOptimate back cable manager

FEATURES

- 19", 1 U rear cable management bar
- Used for MPO front panels
- 3 depths available
- Applications include new installation and retrofit
- Rear or front of rack or cabinet mount

Color: black (RAL 9005)



ORDERING INFORMATION

| Description | Part Number |
|-----------------------------------|-------------|
| Cable management bar 100 mm depth | 1711314-1 |
| Cable management bar 175 mm depth | 1711314-2 |
| Cable management bar 275 mm depth | 1711314-3 |

MPO/MPOptimate System

MPO/MPOptimate Panels & Accessories

MPO/MPOptimate pull protection sleeve

FEATURES

- Re-usable installation pull and protection kit
- IP 67 protection
- Must be ordered separately
- One part number contains 1 x installation sleeve with end cap and 1 x pull sleeve with pull eye
- Does fit to:
 - 12 fiber MPO and MPOptimate trunks with midi fan-out
 - 24 fiber MPO and MPOptimate trunks with midi fan-out
 - 12 x MPO to LC or SC MPO and MPOptimate trunk with midi fan-out
 - 48 fiber MPO and MPOptimate trunks with midi fan-out (use 2055567-2)



Color: black (RAL 9005)

ORDERING INFORMATION

| Description | Part Number |
|--|-------------|
| Protection sleeve kit for 12 and 24 fiber cables | 2055567-1 |
| Protection sleeve kit for 48 fiber cables | 2055567-2 |

Velcro Cable Ties

FEATURES

- Hook and loop ties
- No risk of damaging cables
- Releasable and reusable
- An order quantity of one equals one roll of 10 ties



ORDERING INFORMATION

| Description | Part Number |
|------------------------------|-------------|
| Velcro Tie 1" x 8" (10pcs.) | 1375253-2 |
| Velcro Tie 1" x 12" (10pcs.) | 1375254-2 |

MPO/MPOptimate System

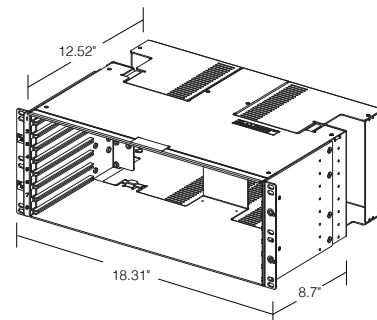
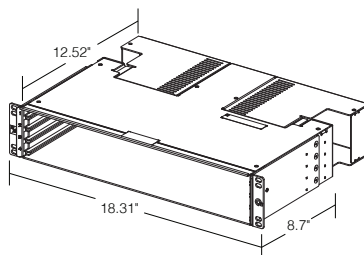
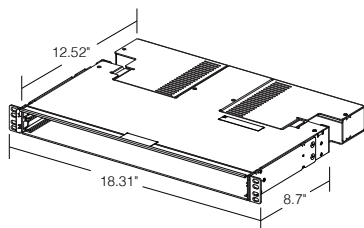
Q3000 Series MPO Fiber Panels

Q3000 Series Fiber Panels are the latest innovation in our High Fiber Count suite of products. The Q3000 Series provides a traditional fiber enclosure to accommodate applications with high density fiber terminations that require easy access to individual connectors and cable management within the panel. The Q3000 series can accommodate LC or MPO applications in singlemode and multimode fiber types

FEATURES

- Support IEEE 802.3ae, IEEE 802.3ba, IEEE 802.3z
- Exceed ANSI/TIA-568-C.3 and ISO 11801 Edition 2 cabling system requirements
- OM3, OM4, OS1 and OS2
- 19-Inch rack mountable
- Available in 1, 2, and 4U Chassis
- 48 Fiber (24 Duplex LC) LC-to-MPO Blade
- 192 Fiber (16 Port) MPO-to-MPO Blade

DIMENSIONS



MPO/MPOptimate System

Q3000 Series MPO Fiber Panels

Q3200, Q3400 and Q3800 Chassis (unloaded)

Q3000 Series base chassis fit in any EIA/TIA 19-inch rack or cabinet. They can be loaded with any of the Q3000 or Q4000 series blades based on the application required. An optional door kit can be purchased to provide additional protection to the fiber patch cords exiting the panel.



ORDERING INFORMATION

| Product Description | | Part Number |
|-----------------------------|--|-------------|
| Q3000 series chassis | Q3200; 1U (1.75" x 19" x 15"), accommodates 2 blades | QUCH-1RU |
| | Q3400; 2U (3.5" x 19" x 15"), accommodates 4 blades | QUCH-2RU |
| | Q3800; 4U (7" x 19" x 15"), accommodates 8 blades | QUCH-4RU |
| Front door kits | Q3200; 1U | QDR-1RU |
| | Q3400; 2U | QDR-2RU |
| | Q3800; 4U | QDR-4RU |

Q3000 Blades

Q3000 Series blades are offered in LC-MPO, and MPO/MPO adapter only in singlemode, OM3 and OM4. These blades mount in either the Q4000 managed chassis to provide the end-user to upgrade the blade to Q4000 at a later date or into the standard Q3000 base chassis. Each blade is 1/2U in height (0.875 inches).



ORDERING INFORMATION

| Product Description | | Part Number |
|--|--------------------------------------|------------------|
| LC to MPO; 24 Duplex LC ports (48 Fibers) distributed from 2 each 12 fiber MPO connectors | Singlemode ultra polish LC-MPO blade | QUFB-48FDLCMSMHR |
| | OM3 Multimode LC-MPO blade | QUFB-48FDLCMM3HR |
| MPO to MPO; 16 MPO ports with 12 Fibers each (192 fibers) | Singlemode MPO-MPO blade | QUFB-192FMPOSMHR |
| | OM3/OM4 Multimode MPO-MPO blade | QUFB-192FMPOMMHR |

MPO/MPOptimate System

MPO/MPOptimate Cleaning Tools

MPO/LC/SC/MT-RJ Cassette Cleaners



ORDERING INFORMATION

| Description | Part Number |
|---|-------------|
| MTP/MPO with pins; Packaging: 1 | 1918802-1 |
| 1 Slot Reel Cleaner for MPO/LC/SC and MT-RJ; Packaging: 1 | 1918803-1 |
| 2 Slot reel cleaner for LC and SC; Packaging: 1 | 1918805-1 |
| Cleaner Refill; Packaging: 6 rolls | 1918806-1 |

MPO Coupler Cleaner



ORDERING INFORMATION

| Description | Part Number |
|-----------------------|-------------|
| MPO IBC; Packaging: 1 | 1918809-1 |

LC/SC bulkhead cleaner



ORDERING INFORMATION

| Description | Part Number |
|-------------------------------------|-------------|
| SC IBC (In Bulkhead Cleaner) | 2064499-1 |
| LC IBC (In Bulkhead Cleaner) | 2064500-1 |
| LC duplex IBC (In Bulkhead Cleaner) | 2111664-1 |

2. MRJ21 System

| | |
|----------------------------------|----|
| MRJ21 XG Cassettes & Panels..... | 22 |
| MRJ21 XG Trunks..... | 23 |
| MRJ21 Cassettes & Panels..... | 24 |
| MRJ21 Trunks..... | 26 |
| MRJ21 Fan-Outs..... | 28 |
| MRJ21 Accessories | 29 |

MRJ21 System

MRJ21 XG Cassettes & Panels

MRJ21 XG Quick-Fit Cassette 8 Port (10 Gb/s)

FEATURES

- Optimal for use in combination with UCP patch panels: plug & play deployment
- Compatible with MRJ21 XG cable assemblies for 10GbE performance
- Front side: 8 x RJ45 jack (2 rows of 4 jacks)
- Rear side: 2 x MRJ21 receptacle
- Factory terminated and tested solution
- For AMPTRAC version of MRJ21 XG Quick-Fit cassette please see page 105 in Chapter 8 Managed Connectivity

Color: black (RAL 9005)



ORDERING INFORMATION

| Description | Part Number |
|---|-------------|
| MRJ21 XG Quick-Fit cassette for 10GBase-T | 2153115-1 |

MRJ21 XG 19" Patch Panel, 1U, straight

FEATURES

- Optimal for use in environments where high density is required
- Factory terminated and tested solution
- Compatible with MRJ21 XG cable assemblies for 10GbE performance
- Straight panel with either 24 or 48 ports on 1U
- For AMPTRAC version of MRJ21 XG 19" panel please see page 105 in Chapter 8 Managed Connectivity

Color: black (RAL 9005)



ORDERING INFORMATION

| Description | Part Number |
|---|-------------|
| Straight panel 1U for 10GbE; MRJ21 Plugs: 6; RJ-45 Ports: 24 | 2153041-1 |
| Straight panel 1U for 10GbE; MRJ21 Plugs: 12; RJ-45 Ports: 48 | 2153046-1 |

MRJ21 System

MRJ21 XG Trunks

MRJ21 XG to MRJ21 XG trunks

FEATURES

- Friendly field installable 10 GbE solution
- Factory terminated and 100% tested solution
- Dense double blade connector with offset jackscrews for latching
- 16 pair shielded cable with AWG 26 solid conductors
- Available with LSZH or CMR sheath

Color: white



ORDERING INFORMATION

| Description | Part Number |
|--|-------------|
| MRJ21 XG to MRJ21 XG, 10 Gb/s, 180°-180° back shell; LSZH sheath | Y-2153052-X |
| MRJ21 XG to MRJ21 XG, 10 Gb/s, 180°-45° back shell; LSZH sheath | Y-2153078-X |
| MRJ21 XG to MRJ21 XG, 10 Gb/s, 180°-180° back shell; CMR sheath | Y-2111521-X |
| MRJ21 XG to MRJ21 XG, 10 Gb/s, 180°-45° back shell; CMR sheath | Y-2111522-X |

| Y- -X | Length |
|-------|--------|
| 0- -3 | 3 m |
| 0- -5 | 5 m |
| 1- -0 | 10 m |
| 1- -5 | 15 m |
| 2- -0 | 20 m |
| 2- -5 | 25 m |
| 3- -0 | 30 m |
| 3- -5 | 35 m |
| 4- -0 | 40 m |

MRJ21 System

MRJ21 Cassettes & Panels

MRJ21 Quick-Fit Cassette 12 port (1 Gb/s)

FEATURES

- Pre-terminated Quick-Fit cassette
- High Performance TP Cabling for guaranteed application performance
- High-density, small form factor connectivity
- Modular pluggable solution
- Automatic bonding by design



ORDERING INFORMATION

| Description | Part Number |
|---|-------------|
| MRJ21 Quick-Fit cassette for 1000Base-T | 1711970-1 |

MRJ21 angled patch panel (shielded and unshielded)

FEATURES

- High-performance TP cabling for guaranteed application performance
- High-density, small form factor copper connector interface
- Angled panel with 48 ports on 1U
- Factory terminated and tested solution
- Modular, pluggable solution
- Including grounding bolt

Color: black (RAL 9005)



ORDERING INFORMATION

| Description | Part Number |
|--|-------------|
| Angled MRJ21 panel for 1000Base-T; MRJ21 Plugs: 8; RJ-45 Ports: 48 | 1-1671143-1 |

MRJ21 System

MRJ21 Cassettes & Panels

MRJ21 patch panel, 1U, straight (shielded)

FEATURES

- High performance TP cabling for guaranteed application performance
- High-density, small form factor copper connector interface
- Factory terminated and tested solution
- Straight panel with 24 or 48 ports on 1U
- Modular pluggable solution

Color: black (RAL 9005)



ORDERING INFORMATION

| Description | Part Number |
|---|-------------|
| Standard straight panel for 1000Base-T; MRJ21 Plugs: 4; RJ-45 Ports: 24 | 1711944-1 |
| Standard straight panel for 1000Base-T; MRJ21 Plugs: 8; RJ-45 Ports: 48 | 1777098-1 |

MRJ21 patch panel, 1U, straight (unshielded)

FEATURES

- High-performance TP cabling for guaranteed application performance
- High-density, small form factor copper connector interface
- Straight panel with 24 or 48 ports on 1U
- Factory terminated and tested solution
- Modular, pluggable solution

Color: black (RAL 9005)



ORDERING INFORMATION

| Description | Part Number |
|---|-------------|
| Standard straight panel for 100Base-T; MRJ21 Plugs: 4; RJ-45 Ports: 48 | 1435965-1 |
| Standard straight panel for 1000Base-T; MRJ21 Plugs: 8; RJ-45 Ports: 48 | 1435971-1 |
| Standard straight panel for 1000Base-T; MRJ21 Plugs: 4; RJ-45 Ports: 24 | 1777029-1 |

MRJ21 System

MRJ21 Trunks

MRJ21 to MRJ21 cable assemblies (shielded)

FEATURES

- Friendly field installable 1 Gbs solution
- Enhanced screening and improved EMC
- Factory terminated and 100 % tested solution
- Dense double blade connector with offset jackscrews for latching
- 1.5 to 4 times the port density of 2 x 6 Stacked Mod Jack (RJ-45)
- 24 pair shielded cable with AWG 24 solid conductors

Color: white



| Y- -X | Length |
|-------|--------|
| 0- -5 | 5 m |
| 1- -0 | 10 m |
| 1- -5 | 15 m |
| 2- -0 | 20 m |
| 2- -5 | 25 m |
| 3- -0 | 30 m |
| 3- -5 | 35 m |
| 4- -0 | 40 m |
| 5- -0 | 50 m |

ORDERING INFORMATION

| Description | Part Number |
|---|-------------|
| MRJ21 to MRJ21, 180°-180° back shell; LSZH sheath | Y-1711758-X |
| MRJ21 to MRJ21, 180°-45° back shell; LSZH sheath | Y-1711774-X |

MRJ21 to MRJ21 cable assemblies (unshielded)

FEATURES

- Factory terminated and tested solution
- Modular, pluggable solution
- Dense CHAMP style double blade design with offset jackscrew
- Contact layout and footprint for differential pairs creates reduced crosstalk and built-in compensation
- 1.5 to 4 times the port density of 2 x 6 Stacked Mod Jack (RJ-45)
- 3 times the port density of an RJ-21
- Jackscrew for positive latching and secure cable retention

Color: gray



| Y- -X | Length |
|-------|--------|
| 0- -5 | 5 m |
| 1- -0 | 10 m |
| 1- -5 | 15 m |
| 2- -0 | 20 m |
| 2- -5 | 25 m |
| 3- -0 | 30 m |
| 3- -5 | 35 m |
| 4- -0 | 40 m |
| 5- -0 | 50 m |

ORDERING INFORMATION

| Description | Part Number |
|---|-------------|
| MRJ-21 to MRJ-21, 180° back shell; CMR sheath | Y-2111366-X |
| MRJ-21 to MRJ-21, 180°-45° back shell; CMR sheath | Y-2111371-X |

MRJ21 System

MRJ21 Trunks

MRJ21 to MRJ21 ultra slim cable assemblies (unshielded)

FEATURES

- Factory terminated and tested solution
- Modular, pluggable solution
- Dense CHAMP style double blade design with offset screw fixing
- Improves uptime and space efficiency on site
- 9,2mm cable OD
- 50-60% less cable mass in pathways and spaces than comparable 4-pair cabling
- 40% less weight than comparable 4-pair cabling
- Gigabit Ethernet Channel performance
- Jackscrews for positive latching and secure cable retention

Color: gray



| Y- -X | Length |
|-------|--------|
| 0- -2 | 2 m |
| 0- -5 | 5 m |
| 1- -0 | 10 m |
| 1- -5 | 15 m |
| 2- -0 | 20 m |
| 2- -5 | 25 m |
| 3- -0 | 30 m |

ORDERING INFORMATION

| Description | Part Number |
|--|-------------|
| MRJ21 to MRJ21 , Ultra slim, 180° back shell; CMR sheath | Y-2111367-X |

* 30 meters application length restrictions apply

MRJ21 System

MRJ21 Fan-Outs

MRJ21 Fan-Out cable to multiple RJ-45 plugs (shielded)

FEATURES

- Friendly field installable 1 Gbs solution
- Enhanced screening and improved EMC
- Factory terminated and 100 % tested solution
- Dense double blade connector with offset jackscrews for latching
- 1.5 to 4 times the port density of 2 x 6 Stacked Mod Jack (RJ-45)
- 24 pair shielded cable with AWG 24 solid conductors

Color: white



| Y- -X | Length |
|-------|--------|
| 0- -5 | 5 m |
| 1- -0 | 10 m |
| 1- -5 | 15 m |
| 2- -0 | 20 m |
| 2- -5 | 25 m |
| 3- -0 | 30 m |
| 3- -5 | 35 m |
| 4- -0 | 40 m |
| 5- -0 | 50 m |

ORDERING INFORMATION

| Description | Part Number |
|--|-------------|
| MRJ21 to 6 RJ-45, 180° back shell; LSZH sheath | Y-1711789-X |

MRJ21 Fan-Out cable to multiple RJ-45 plugs (unshielded)

FEATURES

- Factory terminated and tested solution
- MRJ21 to RJ45 hydra cable assemblies are wired so that all 4-pairs of the RJ45 are active for Gigabit Ethernet
- New ergonomic features for easier handling
- Modular, pluggable solution
- Dense CHAMP style double blade design with offset screw fixing
- Contact layout and footprint for differential pairs creates reduced crosstalk and built-in compensation
- 3 times the port density of an RJ-21
- Jackscrews for positive latching and secure cable retention
- Other lengths on request

Color: gray



| Y- -X | Length |
|-------|--------|
| 0- -5 | 5 m |
| 1- -0 | 10 m |
| 1- -5 | 15 m |
| 2- -0 | 20 m |
| 2- -5 | 25 m |
| 3- -0 | 30 m |
| 3- -5 | 35 m |
| 4- -0 | 40 m |
| 5- -0 | 50 m |

ORDERING INFORMATION

| Description | Part Number |
|---|-------------|
| MRJ-21 to 6 RJ-45 for 1000Base-T, 180° back shell; CMR sheath | Y-2111370-X |

MRJ21 System

MRJ21 Accessories

UCP Patch Panel Angled and Flushmount

Please refer to Chapter 4, page 44



MRJ21 cable guiding shelf

FEATURES

- 19" 4U shelf with 16 vertical slots
- Each slot accepts max. 8 stacks of MRJ21 cable assemblies
- Tie down capability at the back of the shelf

Color: black (RAL 9005)



ORDERING INFORMATION

| Description | Part Number |
|---------------------------|-------------|
| MRJ21 cable guiding shelf | 1671175-1 |

MRJ21 System

MRJ21 Accessories

MRJ21 Back cable manager

FEATURES

- 19", 1U rear cable management bar
- Used for MRJ21 or other high density copper or fiber optic panels
- Simple on site assembly
- Applications include new installation and retrofit
- Rear or front of rack or cabinet mount
- 4 depths available
- Tie-down capability on side brackets and back tie-down bar
- Tie-down bar is adjustable for horizontal or vertical cable strain relief

Color: black (RAL 9005)



ORDERING INFORMATION

| Description | Part Number |
|---------------------------------------|-------------|
| Back cable manager 6" (150 mm) depth | 1933352-1 |
| Back cable manager 9" (230 mm) depth | 1933352-2 |
| Back cable manager 12" (300 mm) depth | 1933352-3 |
| Back cable manager 16" (400 mm) depth | 1933352-4 |

3. Sigma-Link System

| | |
|---|----|
| Sigma-Link Quick-Fit Class F _A | 32 |
| Sigma-Link Quick-Fit Class E _A | 33 |
| Sigma-Link Quick-Fit Class E..... | 34 |
| Sigma-Link Quick-Fit Panel..... | 35 |
| Sigma-Link Quick-Fit Accessories..... | 36 |

Sigma-Link Quick-Fit System

Sigma-Link Quick-Fit Class F_A

Σ-Link Quick-Fit Cable Assemblies Class F_A - PL

FEATURES

- 24 ports per 1U, 6 port links
- Lengths 2-90m
- Factory assembled and 100% tested
- Bundle of 6 x 4 pair solid Category 7_A S/FTP cable (compliant to IEC 61156-5)
- LSFRZH sheath
- Three different types of far end termination available (housing, loose jacks, open cable ends)
- Housing-to-Housing version features integrated Plastic Optical Fiber (POF) for easy tracing of far end



Termination guidelines for Σ-Link Housing-to-Open end:

Install jacks with tool (AMP PN 0-1725150-1) according to instruction sheet 411-93013.
Use following jacks: AMP-TWIST 7_{AS}
(AMP PN 0-1711437-1 without dustcover or 0-1711441-1 with dustcover)

Note:

To achieve PL performance cable length should be > 2 m (2 connector model) according to ISO 11801 spec.

| Y- -X | Length |
|-------|--------|
| 0- -2 | 2 m |
| 0- -5 | 5 m |
| 1- -0 | 10 m |
| 1- -5 | 15 m |
| 2- -0 | 20 m |
| 2- -5 | 25 m |
| 3- -0 | 30 m |
| 3- -5 | 35 m |
| 4- -0 | 40 m |
| 5- -0 | 50 m |
| 6- -0 | 60 m |
| 7- -0 | 70 m |
| 8- -0 | 80 m |
| 9- -0 | 90 m |

ORDERING INFORMATION

| Description | Part Number |
|--|-------------|
| Sigma-Link Cable Assembly Housing-to-Housing with POF Class F _A STP | Y-2153150-X |
| Sigma-Link Cable Assembly Housing-to-Jacks Class F _A STP | Y-2153151-X |
| Sigma-Link Cable Assembly Housing-to-Open End Class F _A STP | Y-2153152-X |

Sigma-Link Quick-Fit System

Sigma-Link Quick-Fit Class E_A

Σ-Link Quick-Fit Cable Assemblies Class E_A - PL

FEATURES

- 24 ports per 1U, 6 port links
- Lengths 2-90m
- Factory assembled and 100% tested
- Bundle of 6 x 4 pair solid Category 7 F/FTP cable
- LSZH sheath
- Four different types of far end termination available (housing, loose jacks, open cable ends, loose plugs)
- Housing-to-Housing version features integrated Plastic Optical Fiber (POF) for easy tracing of far end
- Housing-to-Plugs version for service presentation in mobile Data Centers



Termination guidelines for Σ-Link Housing-to-Open end:

Install jacks with tool (AMP PN 0-1725150-1) according to instruction sheet 411-93016.

Use following jacks: AMP-TWIST 6_AS

(AMP PN 0-1711716-1 without dustcover or 0-1711592-1 with dustcover).

Note:

To achieve PL performance cable length should be > 2 m (2 connector model) according to ISO 11801 spec.

| Y- | -X | Length |
|----|-----|--------|
| 0- | -2 | 2 m |
| 0- | -5 | 5 m |
| 1- | -0 | 10 m |
| 1- | -5 | 15 m |
| 2- | -0* | 20 m |
| 2- | -5* | 25 m |
| 3- | -0* | 30 m |
| 3- | -5* | 35 m |
| 4- | -0* | 40 m |
| 5- | -0* | 50 m |
| 6- | -0* | 60 m |
| 7- | -0* | 70 m |
| 8- | -0* | 80 m |
| 9- | -0* | 90 m |

* not applicable for Housing-to-Plugs version

ORDERING INFORMATION

| Description | Part Number |
|--|-------------|
| Sigma-Link Cable Assembly Housing-to-Housing with PoF Class E _A STP | Y-2153146-X |
| Sigma-Link Cable Assembly Housing-to-Jacks Class E _A STP | Y-2153147-X |
| Sigma-Link Cable Assembly Housing-to-Open End Class E _A STP | Y-2153148-X |
| Sigma-Link Cable Assembly Housing-to-Plugs Class E _A STP (Only available up to 15 m! Shorter lengths between increments on request.) | Y-2153149-X |

Sigma-Link Quick-Fit System

Sigma-Link Quick-Fit Class E

Σ-Link Quick-Fit Cable Assemblies Class E - PL

FEATURES

- 24 ports per 1U, 6 port links
- Lengths 2-90m
- Factory assembled and 100% tested
- Bundle of 6 x 4 pair solid Category 6 U/UTP Cable
- LSZH Sheath
- Three different types of far end termination available (housing, loose jacks, open cable ends)
- Housing-to-Housing version features integrated Plastic Optical Fiber (POF) for easy tracing of far end



Termination guidelines for Σ-Link Housing-to-Open end:

Install jacks with tool (AMP PN 0-1725150-1) according to instruction sheet 408-8858
Use following jacks: Cat 6 RJ45 SL 110 connect
(AMP PN 0-1375055-X without dustcover or 0-1375187-X with dustcover)

Note:

To achieve PL performance cable length should be > 2 m (2 connector model) according to ISO 11801 spec.

| Y- -X | Length |
|-------|--------|
| 0- -2 | 2 m |
| 0- -5 | 5 m |
| 1- -0 | 10 m |
| 1- -5 | 15 m |
| 2- -0 | 20 m |
| 2- -5 | 25 m |
| 3- -0 | 30 m |
| 3- -5 | 35 m |
| 4- -0 | 40 m |
| 5- -0 | 50 m |
| 6- -0 | 60 m |
| 7- -0 | 70 m |
| 8- -0 | 80 m |
| 9- -0 | 90 m |

ORDERING INFORMATION

| Description | Part Number |
|---|-------------|
| Sigma-Link Cable Assembly Housing-to-Housing with POF Class E UTP | Y-2153140-X |
| Sigma-Link Cable Assembly Housing-to-Jacks Class E UTP | Y-2153141-X |
| Sigma-Link Cable Assembly Housing-to-Open End Class E UTP | Y-2153142-X |

Sigma-Link Quick-Fit System

Sigma-Link Quick-Fit Panel

UCP Patch Panel Angled and Flushmount

Please refer to Chapter 4, page 44



Sigma-Link Quick-Fit System

Sigma-Link Quick-Fit Accessories

Σ-Link identifier lamp

FEATURES

- Identifies the far end of the installed link
- Easy mounting on the housings



ORDERING INFORMATION

| Description | Part Number |
|--------------------------------------|-------------|
| Sigma-Link identifier lamp; blue LED | 1-1671330-1 |

4. Mixed Media Platform

NETpodium

| | |
|----------------------|----|
| Rack & Doors..... | 38 |
| Panels & Covers..... | 39 |
| Accessories..... | 40 |

In-cabinet Management

| | |
|------------------|----|
| Accessories..... | 42 |
|------------------|----|

Universal Connectivity Platform

| | |
|--------------------------------------|----|
| Patch Panels..... | 44 |
| Mounting Accessories..... | 45 |
| FiberGuide Mounting Accessories..... | 46 |

Mixed Media Platform

NETpodium - Rack & Doors

NETpodium Rack

FEATURES

- Dimensions W x D x H = 1000 x 600 x 2200mm
- 45U
- 2 x 45U Cable managers included
- 2 large vertical cable ducts included
- Universal 19" Mounting rails according EIA 310

Color: black (RAL 9005)

ORDERING INFORMATION

| Description | Part Number |
|---------------------------------------|-------------|
| NETpodium Cross-Connect Rack 1000x600 | 1-1671405-1 |



Front Doors

FEATURES

- Pair of standard solid doors (left and right)
- Bi-directional doors open to the left and right for maximum freedom during handling
- Comes with integrated locks (one per door panel)

Color: black (RAL 9005)

ORDERING INFORMATION

| Description | Part Number |
|-------------|-------------|
| Front Door | 1-1671545-1 |



Mixed Media Platform

NETpodium - Panels & Covers

Side Panel

FEATURES

- Solid aluminum side panel to cover the sides of the cabinet
- Easy to add and remove

Color: black (RAL 9005)

ORDERING INFORMATION

| Description | Part Number |
|------------------|-------------|
| Side Panel Left | 1-1671578-1 |
| Side Panel Right | 1-1671578-2 |



Back Panel

FEATURES

- Solid aluminum back panel to cover the backside of the cabinet
- Easy to remove

Color: black (RAL 9005)

ORDERING INFORMATION

| Description | Part Number |
|---------------------------|-------------|
| Back Panel | 1-1671579-1 |
| Back Panel with backstrip | 1-1671579-2 |



Top Cover

FEATURES

- Aluminum top panel with 4 knock-out access ports for optimal cabling access

Color: black (RAL 9005)

ORDERING INFORMATION

| Description | Part Number |
|-------------|-------------|
| Top Cover | 1-1671555-1 |



Bottom Cover


FEATURES

- Aluminum bottom panel to block airflow

Color: black (RAL 9005)

ORDERING INFORMATION

| Description | Part Number |
|--------------|-------------|
| Bottom Cover | 1-1671554-1 |



Mixed Media Platform

NETpodium - Accessories

Baying Kit


FEATURES

- Kit to be used to attach and secure two NETpodium racks side-by-side or back-to-back

Color: galvanized

ORDERING INFORMATION

| Description | Part Number |
|---------------------|-------------|
| Baying Kit (12 pcs) | 1-1671587-1 |



Overhead Cabling Pathway

FEATURES

- Overhead cabling pathway, including bend radius control for both balanced copper cabling and fiber optic cabling
- A cost effective way of routing cords from one cabinet to an adjacent cabinet
- Dim holes: 185 x 175mm
- Max capacity = +/- 120 cables with 9mm OD

Color: black (RAL 9005)

ORDERING INFORMATION

| Description | Part Number |
|--------------------------|-------------|
| Overhead Cabling Pathway | 1-1671508-1 |



4U Pass Through Channel

FEATURES

- 4U pass through channel designed to fit at the bottom of a NETpodium rack
- Allows intra-cabinet patching inside the NETpodium rack
- Only fits in NETpodium rack

Color: black (RAL 9005)

ORDERING INFORMATION

| Description | Part Number |
|----------------------|-------------|
| Pass Through Channel | 1671614-1 |



Mixed Media Platform

NETpodium - Accessories

FO Slack Storage Spools

FEATURES

- Provides overlength capacity for FO cords
- Enables the use of 1 length FO cords in a rack

Color: black (RAL 9005)



ORDERING INFORMATION

| Description | Part Number |
|--|-------------|
| FO Slack Storage Spools (Left + Right) | 1-1671610-1 |

NETpodium Copper Cable Dividing plate

FEATURES

- Designed for X-Connect patching to divide 2 and 4m length of copper cords

Color: black (RAL 9005)

ORDERING INFORMATION

| Description | Part Number |
|---------------------------------------|-------------|
| NETpodium Copper Cable Dividing plate | 1671933-1 |



NETpodium bracket for wire basket

FEATURES

- Bracket to be used onto the wire basket
- Accepts additional accessories

Color: galvanized

ORDERING INFORMATION

| Description | Part Number |
|--|-------------|
| NETpodium bracket for wire basket (4pcs) | 1671938-2 |



End Caps

FEATURES

- Cap to cover the aluminum profile

Color: black (RAL 9005)

ORDERING INFORMATION

| Description | Part Number |
|----------------|-------------|
| End Cap (8pcs) | 1-1671609-1 |



High-Density Front-Loading Cable Managers for Cabinets

FEATURES

- Offers bend radius (according to ISO/IES 11801:2002 table 25) and mechanical protection
- Rubber entry/exit retainers ensure cable captivity preventing accidental disturbance of patch cords
- Suitable for Twisted Pair & Fiber Optic patch cords
- Note: To get a left/right pair order the respective part number twice (higher MOQs may apply)!

Color: black (RAL 9005)

ORDERING INFORMATION

| Description | Part Number |
|---|-------------|
| High-Density Front-Loading Cable Managers 1U | 1671495-1 |
| High-Density Front-Loading Cable Managers 2U | 1671495-2 |
| High-Density Front-Loading Cable Managers 4U | 1671495-4 |
| High-Density Front-Loading Cable Managers 6U | 1671495-6 |
| High-Density Front-Loading Cable Managers 15U | 1-1671495-5 |



Horizontal Slack Storage Panel

FEATURES

- 4U storage panel to store copper overlength in a copper X-connect configuration
- Allows left or right cable entry
- Hinged access cover ensures accessibility and security of installed patch cords

Color: black (RAL 9005)

ORDERING INFORMATION

| Description | Part Number |
|--------------------------------|-------------|
| Horizontal Slack Storage Panel | 1671711-1 |



Mixed Media Platform

In-Cabinet Management - Accessories

2U Pass Through Duct

FEATURES

- 2U pass through duct
- Allows left to right side patching as well as front to back patching and intra-cabinet patching
- Hinged access cover ensures accessibility of installed Patch Cords

Color: black (RAL 9005)



ORDERING INFORMATION

| Description | Part Number |
|----------------------|-------------|
| 2U pass through duct | 1-1671080-2 |

1U Blanking Plates

FEATURES

- 1U blind panels
- Angled version to fill gaps between angled panels
- Straight version to fill gaps between straight panels or active equipment

Color: black (RAL 9005)



ORDERING INFORMATION

| Description | Part Number |
|--------------------------|-------------|
| 1 U blind panel angled | 1671113-1 |
| 1 U blind panel straight | 1671113-2 |

Mounting Hardware

FEATURES

- Hardware to attach panels and equipment to racks and cabinets
- Packaging quantity: 50 and 500

ORDERING INFORMATION

| Description | Part Number |
|------------------------------------|-------------|
| Screw set (50 pcs) M6 | 1671147-1 |
| Screw set (500 pcs) M6 | 1671147-2 |
| Screw set (500 pcs) M6 + cage nuts | 1671147-4 |
| Screw set (50 pcs) M6 + cage nuts | 1671147-3 |



M6



M6 + Cage Nuts

Mixed Media Platform

Universal Connectivity Platform - Patch Panels

UCP Patch Panel Angled and Flushmount

FEATURES

- 19" 1U unloaded modular patch panel with support for 4 Quick-Fit Modules
- Angled and flush style panels available
- Modular, rear cable management for both horizontal Copper and Fiber cables
- Accepts Pre-terminated Cu or FO cassettes or Field-terminated Copper modules
- Including grounding bolt



Color: black (RAL 9005)

ORDERING INFORMATION

| Description | Part Number |
|---------------------------|-------------|
| UCP Patch Panel 1U Angled | 1-1671590-1 |
| UCP Patch Panel 1U Flush | 1-1671594-1 |

Xtra-U Fiber Panel with Cable Management

FEATURES

- 3U Bracket to support a single MPOptimate Quick-Fit cassette
- Management rings to store and protect excess MPOptimate trunk cables
- Including grounding bolt

Color: black (RAL 9005)



ORDERING INFORMATION

| Description | Part Number |
|---|-------------|
| Xtra-U Fiber Panel with Cable Management (for standard racks) | 1-1671547-1 |
| Xtra-U Fiber Panel with Cable Management (for NETpodium rack) | 1-1671550-1 |

Xtra-U Copper Panel without Cable Management

FEATURES

- 3U Bracket to support a single Copper Quick-Fit cassette or module
- Including grounding bolt

Color: black (RAL 9005)

ORDERING INFORMATION

| Description | Part Number |
|---|-------------|
| Xtra-U Copper Panel without Cable Management (for standard racks) | 1-1671548-1 |
| Xtra-U Copper Panel without Cable Management (for NETpodium rack) | 1-1671551-1 |



Mixed Media Platform

Universal Connectivity Platform - Mounting Accessories

Xtra-U Vertical Panel Mounting Brackets

FEATURES

- Bracket set to install a 1U 19" panel vertically outside of the 19" area of a cabinet/rack
- Available for 1U

Color: galvanized



ORDERING INFORMATION

| Description | Part Number |
|--|-------------|
| Xtra-U Vertical Panel Mounting Brackets (2 pcs) (for standard racks) | 1-1671549-1 |
| Xtra-U Vertical Panel Mounting Brackets (2 pcs) (for NETpodium rack) | 1-1671552-1 |

Xtra-U Subfloor Panel Holder Kit

FEATURES

- Bracket set to install 19" panels in the false floor area underneath cabinets/racks
- Suitable for Copper and Fiber installations
- Allows up to 630mm gap between support pillars
- Attachable to support pillars with round or square cross-section (diameters from 14 to 30mm)
- Available for 1, 2 or 4U

Color: galvanized



ORDERING INFORMATION

| Description | Part Number |
|-------------------------------------|-------------|
| Xtra-U Subfloor Panel Holder Kit 1U | 1671189-1 |
| Xtra-U Subfloor Panel Holder Kit 2U | 1671189-2 |
| Xtra-U Subfloor Panel Holder Kit 4U | 1671189-4 |

Xtra-U Aerial Panel Holder Kit for Wire Mesh Cable Trays

FEATURES

- Universal bracket for installing 19" patch panels above cabinets /racks
- Can be attached to wire mesh cable trays
- 2U and 4U version available

Color: galvanized



ORDERING INFORMATION

| Description | Part Number |
|---|-------------|
| Xtra-U Aerial Panel Holder Kit (2U) for Wire Mesh Trays | 1-1671603-1 |
| Xtra-U Aerial Panel Holder Kit (4U) for Wire Mesh Trays | 1-1671603-2 |

Mixed Media Platform

Universal Connectivity Platform - FiberGuide Mounting Accessories

Xtra-U FiberGuide System Quick-Fit adaptor

FEATURES:

- Fits to FGS products, s.a. 4" Express Exits, 4 x 4 Downspouts
- Can accommodate up to 2 Quick-Fit MPO cassettes or modules
- Integrated strain relief feature
- Including grounding bolt

Color: galvanized



ORDERING INFORMATION

| Description | Part Number |
|------------------------------|-------------|
| Xtra-U FGS Quick-Fit adaptor | 1-1671618-1 |

Xtra-U Aerial Panel Holder Kit for FiberGuide System

FEATURES

- Universal bracket for installing 19" patch panels above cabinets /racks
- Can be attached to FGS channels (4 x 4, 4 x 6 and 4 x 12)
- 2U and 4U version available

Color: galvanized



ORDERING INFORMATION


| Description | Part Number |
|---|-------------|
| Xtra-U Aerial Panel Holder Kit (2U) for FGS | 1-1671603-3 |
| Xtra-U Aerial Panel Holder Kit (4U) for FGS | 1-1671603-4 |

5. FiberGuide System

| | |
|-------------------------------|----|
| 2x2 System | 48 |
| 4x4 System..... | 51 |
| 2x6 System..... | 56 |
| 4x6 System..... | 59 |
| 4x12 System | 64 |
| 4x24 System..... | 70 |
| LighTrax to FGS adaptors..... | 73 |
| Express Exit™ Family..... | 74 |
| System Support Kits | 76 |

FiberGuide System


2" H x 2" W - Fittings



Horizontal T
(FGS-MHTA-C)




Horizontal Cross
(FGS-MHXP-C)



45° Horizontal Elbow
(FGS-MH4A-C)




90° Horizontal Elbow
(FGS-MH9A-C)



90° Extended
Horizontal Elbow
(FGS-MH9A-C-45/2)



45° Up Elbow
(FGS-MU4A-C)



45° Down Elbow
(FGS-MD4A-C)



2x2 to 4x4
Straight Adapter
(FGS-MDSA-AC)



End Cap
(FGS-HMEC-C)

ORDERING INFORMATION

| Description | Number of Junctions | Catalog Number | |
|--|---------------------|-----------------|------------------|
| | | Yellow System | Black System |
| 2x2 fittings | | | |
| Horizontal T; <i>cover included</i> | 3 | FGS-MHTA-C | FGSB-MHTA-C |
| Horizontal cross; <i>cover and two 2x2 junctions included; two additional 2x2 junctions required (see p. 22)</i> | 2+2 | FGS-MHXP-C | FGSB-MHXP-C |
| 45° horizontal elbow; <i>cover included</i> | 2 | FGS-MH4A-C | FGSB-MH4A-C |
| 90° horizontal elbow; <i>cover included</i> | 2 | FGS-MH9A-C | FGSB-MH9A-C |
| 90° extended horizontal elbow; <i>cover included; similar to two 45° horizontal elbows joined</i> | 2 | FGS-MH9A-C-45/2 | FGSB-MH9A-C-45/2 |
| 45° up elbow; <i>cover included</i> | 2 | FGS-MU4A-C | FGSB-MU4A-C |
| 90° up elbow; <i>cover included</i> | 2 | FGS-MU9A-C | FGSB-MU9A-C |
| 45° down elbow; <i>cover included</i> | 2 | FGS-MD4A-C | FGSB-MD4A-C |
| 90° down elbow; <i>cover included</i> | 2 | FGS-MD9A-C | FGSB-MD9A-C |
| 2x2 conversions | | | |
| 2x2 to 4x4 straight adapter; <i>cover included</i> | (1) 2x2, (1) 4x4 | FGS-MDSA-AC | FGSB-MDSA-AC |
| 2x2 end cap | | | |
| End cap; <i>junction included</i> | -- | FGS-HMEC-C | FGSB-HMEC-C |

FiberGuide System

2" H x 2" W - Downspouts and Attachments



2x2 Standard Downspout
(FGS-MSDS-C)



2x2 Extended Downspout
(FGS-MDSP-C)




Extended Downspout
(FGS-KDH2-C shown attached to
2x2 FiberGuide system)



Dual 7/8" Flex Tube Attachment
(FGS-KT03-C)



Dual 7/8" Flex Tube Attachment
(FGS-KT03-C shown attached
to downspout)



2x2 Trumpet Flare
(FGS-MTRM-C)

ORDERING INFORMATION

| Description | Number of Junctions | Catalog Number | |
|---|---------------------|----------------|-----------------|
| | | Yellow System | Black System |
| 2x2 downspouts | | | |
| Standard downspout; <i>cover included</i> | 2 | FGS-MSDS-C | FGSB-MSDS-C |
| Extended downspout; <i>cover included</i> | 1 | FGS-MDSP-C | FGSB-MDSP-C |
| Extended downspout; <i>cover and 2" flex tube, 2' long, included</i> | 1 | FGS-KDH2-C | FGSB-KDH2-C |
| Trumpet flare; <i>2x2 junction included</i> | - | FGS-MTRM-C | FGSB-MTRM-C |
| 2x2 attachments | | | |
| 2x2 flex tube attachment - 2" flex tube and a 2x2 junction included | | | |
| 5' length | - | FGS-MEX1-C-5F | FGSB-MEX1-C-5F |
| 10' length | - | FGS-MEX1-C-10F | FGSB-MEX1-C-10F |
| 15' length | - | FGS-MEX1-C-15F | FGSB-MEX1-C-15F |
| Dual 7/8" flex tube attachment - <i>two lengths of 7/8" flex tube and a 2x2 junction included</i> | | | |
| (2) 5' length | - | FGS-KT03-C | FGSB-KT03-C |
| (2) 10' length | - | FGS-KT03-C-10F | FGSB-KT03-C-10F |
| (2) 15' length | - | FGS-KT03-C-15F | FGSB-KT03-C-15F |
| Flex tube clamp kit of 10; attaches 7/8" flex tube to rack | - | FGS-HSHC-10 | FGS-HSHC-10 |

FiberGuide System

2" H x 2" W - Straight Section and Junction

Straight Section

The 2x2 straight section is a U-shaped trough that provides a protective raceway for optical fibers. Available in 6-foot lengths, the straight section carries fibers horizontally throughout the system. It can also be installed vertically when routing around obstructions. A warning label indicating caution around fiber optic cable is included with each junction kit.



Horizontal Straight Section

ORDERING INFORMATION

| Description | Catalog Number | |
|--|----------------|--------------|
| | Yellow System | Black System |
| 2x2 straight section; horizontal straight section; 6' long, cover included | FGS-MSHA-C | FGSB-MSHA-C |

Junction

The 2x2 junction is used for mechanically joining FiberGuide® sections. No tools are required for assembly.




Junction
(FGS-MJWR-C)

ORDERING INFORMATION

| Description | Catalog Number | |
|---------------------|----------------|--------------|
| | Yellow System | Black System |
| 2x2 junction | FGS-MJWR-C | FGSB-MJWR-C |

FiberGuide System

4" H x 4" W - Fittings



Horizontal T
(FGS-MHRT-A)



Horizontal Cross
(FGS-MHXP-A)



90° Horizontal Elbow
(FGS-MH9E-A)



90° Up Elbow
Metal Cover Included
(FGS-MU9E-A)



90° Down Elbow
(FGS-MD9E-A)



45° Horizontal Elbow
(FGS-MH4E-A)



45° Up Elbow
Metal Cover Included
(FGS-MU4E-A)



45° Down Elbow
(FGS-MD4E-A)



4x4 to 4x6 Straight Adapter
(FGS-MDSA-AB)



Expandable Straight Section
(FGS-MVAR-A)




Cut-in T
(FGS-MHIS-A)



Cut-in T Fixture
shown on straight section
(FGS-MHIS-JIG-A/B/F)



End Cap
(FGS-HMEC-A)



Snap-on Plastic Cover
(FGS-SH4E-A shown attached to 45°
horizontal elbow with junctions)

FiberGuide System


4" H x 4" W - Fittings

ORDERING INFORMATION

| Description | Number of Junctions | Part Number | | | |
|---|---------------------|--------------------|-----------------------------|--------------------|----------------------------|
| | | Yellow System | Yellow System Snap-on Cover | Black System | Black System Snap-on Cover |
| 4x4 fittings | | | | | |
| Horizontal T | 3 | FGS-MHRT-A | FGS-SHRT-A | FGSB-MHRT-A | FGSB-SHRT-A |
| Horizontal cross | 4 | FGS-MHXP-A | FGS-SHXP-A | FGSB-MHXP-A | FGSB-SHXP-A |
| 90° horizontal elbow | 2 | FGS-MH9E-A | FGS-SH9E-A | FGSB-MH9E-A | FGSB-SH9E-A |
| 90° up elbow metal cover included | 2 | FGS-MU9E-A | FGS-SU9E-A | FGSB-MU9E-A | FGSB-SU9E-A |
| 90° down elbow | 2 | FGS-MD9E-A | FGS-SD9E-A | FGSB-MD9E-A | FGSB-SD9E-A |
| 45° horizontal elbow | 2 | FGS-MH4E-A | FGS-SH4E-A | FGSB-MH4E-A | FGSB-SH4E-A |
| 45° up elbow metal cover included | 2 | FGS-MU4E-A | FGS-SU4E-A | FGSB-MU4E-A | FGSB-SU4E-A |
| 45° down elbow | 2 | FGS-MD4E-A | FGS-SD4E-A | FGSB-MD4E-A | FGSB-SD4E-A |
| 4x4 conversions | | | | | |
| 4x4 to 4x6 straight adapter | (1) 4x4, (1) 4x6 | FGS-MDSA-AB | FGS-SDSA-AB | FGSB-MDSA-AB | FGSB-SDSA-AB |
| 4x4 expandable straight section | 2 | FGS-MVAR-A | - | FGSB-MVAR-A | - |
| 4" Cut-in T assembly hardware included | - | FGS-MHIS-A | - | FGSB-MHIS-A | - |
| 6" Cut-in T assembly hardware included | - | FGS-MHIS-B | - | FGSB-MHIS-B | - |
| 12" Cut-in T assembly hardware included | - | FGS-MHIS-F | - | FGSB-MHIS-F | - |
| Cut-in T fixture | - | FGS-MHIS-JIG-A/B/F | - | FGS-MHIS-JIG-A/B/F | - |
| 4x4 end cap | - | FGS-HMEC-A | - | FGS-HMEC-A | - |

FiberGuide System

4" H x 4" W - Downspouts and Attachments



Downspout
(FGS-MDSP-A)



Cover for 4x4 Downspout
(FGS-MCDS-AB)




Extended Downspout
(FGS-MDSP-EX-A)
shown with and without cover)



Insertable Downspout
(FGS-MDSP-A/I)



Trumpet Flare
(FGS-MTRM-A)



**Downspout Exit
Junction Kit**
(FGS-MJWR-A)



4x4/4x6 Downspout Insert
(FGS-HDSI-AB)



**4" Square to 2" Round Adapter
with Flex Tube**
(FGS-ASRI)
requires FGS-MJWR-A
Junction Kit)



Dual 2" Flex Tube Attachment
(FGS-KT03-A)



Single 2" Flex Tube Attachment
(FGS-KT03-A1)



2" Quad Flex Tube Attachment
(FGS-KT03-A4)

FiberGuide System

4" H x 4" W - Downspouts and Attachments

An array of 4x4 downspout options are available to feed fiber from overhead straight sections into fiber optic equipment below.

ORDERING INFORMATION

| Description | Number of Junctions | Part Number | |
|--|---------------------|-----------------|------------------|
| | | Yellow System | Black System |
| 4x4 downspouts | | | |
| Downspout | 2** | FGS-MDSP-A | FGSB-MDSP-A |
| Cover for 4x4 downspout | - | FGS-MCDS-AB | FGSB-MCDS-AB |
| Extended downspout | 2* | FGS-MDSP-EX-A | FGSB-MDSP-EX-A |
| Cover for 4x4 extended downspout | - | FGS-MCDS-EX-AB | FGSB-MCDS-EX-AB |
| Insertable downspout | - | FGS-MDSP-A/I | FGSB-MDSP-A/I |
| Trumpet flare used on both 4x4 and 4x6 downspouts; no 4" junction kit required | - | FGS-MTRM-A | FGSB-MTRM-A |
| Downspout exit junction kit | - | FGS-MJWR-A | FGSB-MJWR-A |
| 4x4/4x6 downspout; insert converts bottom of downspout to 2x2" without using 2" to 4" adapter, saving vertical space | - | FGS-HDSI-AB | FGS-HDSI-AB |
| 4x4 attachments | | | |
| Square to 2" round adapter with flex tube; one 4x4 junction kit (FGS-MJWR-A) required to attach to a downspout drop | | | |
| 5' length | 1 | FGS-ASRI-5F | FGSB-ASRI-5F |
| 10' length | 1 | FGS-ASRI-10F | FGSB-ASRI-10F |
| 15' length | 1 | FGS-ASRI-15F | FGSB-ASRI-15F |
| Dual 2" flex tube attachment; no 4x4 junction kit required | | | |
| (2) 5' length | - | FGS-KT03-A | FGSB-KT03-A |
| (2) 10' length | - | FGS-KT03-A10F | FGSB-KT03-A10F |
| (2) 15' length | - | FGS-KT03-A15F | FGSB-KT03-A15F |
| Single 2" flex tube attachment; no 4x4 junction kit required | | | |
| 5' length | - | FGS-KT03-A1 | FGSB-KT03-A1 |
| 10' length | - | FGS-KT03-A1-10F | FGSB-KT03-A1-10F |
| 15' length | - | FGS-KT03-A1-15F | FGSB-KT03-A1-15F |
| Quad 2" flex tube attachment; no 4x4 junction kit required | | | |
| (4) 5' length | - | FGS-KT03-A4-5F | FGSB-KT03-A4-5F |
| (4) 10' length | - | FGS-KT03-A4-10F | FGSB-KT03-A4-10F |
| (4) 15' length | - | FGS-KT03-A4-15F | FGSB-KT03-A4-15F |
| 4x4 quad 7/8" flex tube attachment; no 4x4 junction kit required | | | |
| (4) 5' length | - | FGS-KT07-A4-5F | FGSB-KT07-A4-5F |
| (4) 10' length | - | FGS-KT07-A4-10F | FGSB-KT07-A4-10F |
| (4) 15' length | - | FGS-KT07-A4-15F | FGSB-KT07-A4-15F |

*A third junction is needed if drop is to a fitting or straight section.

**This drop junction must be a junction type FGS-MJWR-A, FGSB-MJWR-A.

FiberGuide System

4" H x 4" W - Straight Section and Snap-Fit™ Junction

Straight Section

The unique four-channel design of the 4x4 FiberGuide straight section allows the standard system to be attached to the support structure without the need to cut or drill any holes within the trough. This ensures that the patch cords will not come in contact with any screw heads or bolts, an important consideration in 4x4 systems where higher cable counts apply increased pressure on patch cords at the bottom of the trough.




Horizontal
Straight Section
(FGS-MSHS-A)



Expandable
Straight Section
(FGS-MVAR-A)



Hinged Cover for
Horizontal Straight Section
(FGS-MSNC-A)



Snap-On
Cover for Horizontal
Straight Section
(FGS-MSSC-A)

ORDERING INFORMATION

| Description | Part Number | |
|--|----------------------------|----------------------------|
| | Yellow System | Black System |
| 4x4 straight section | | |
| Horizontal straight section; 6' long, cover sold separately | FGS-MSHS-A | FGSB-MSHS-A |
| Expandable straight section | FGS-MVAR-A | FGSB-MVAR-A |
| 4x4 accessories | | |
| Hinged cover kit for horizontal straight section; includes three mounting hinges and three clips | FGS-MSNC-A | FGSB-MSNC-A |
| Snap-on cover kit for horizontal straight section; includes six capture clips with mounting clasps | FGS-MSSC-A | FGSB-MSSC-A |
| Kit - 10 black capture clips | FGS-DHCP | FGS-DHCP |
| Kit - 10 black capture clips and 10 hinges | FGS-DHHC (Yellow Hinge) | FGSB-DHHC (Black Hinge) |

Snap-Fit™ Junction

The Snap-Fit™ junction assembly is available for the 4-inch FiberGuide system. The Snap-Fit junction is a completely tool-less junction. No additional tools are required for installation or removal. The junction exhibits superior holding force and accommodates support brackets. A warning label indicating caution around fiber optic cable is included with each junction kit.



Snap-Fit Junction
(FGS-MFAW-A)

ORDERING INFORMATION

| Description | Part Number | |
|-------------------------------|---------------|--------------|
| | Yellow System | Black System |
| 4x4 Snap-Fit™ junction | FGS-MFAW-A | FGSB-MFAW-A |

FiberGuide System

2" H x 6" W - Fittings, Downspouts and Attachments



2x6 to 2x2 Downspout
(FGS-MDSP-G)



Horizontal T
(FGS-MHRT-G)



Horizontal Cross
(FGS-MHXP-G)



90° Horizontal Elbow
(FGS-MH9E-G)



90° Down Elbow
(FGS-MD9E-G)



45° Horizontal Elbow
(FGS-MH4E-G)



45° Up Elbow
(FGS-MU4E-G)
(Metal Cover Included)



45° Down Elbow
(FGS-MD4E-G)



2x6 to 4x4 Adapter
(FGS-MDSA-GA)



2x6 to 4x6 Adapter
(FGS-MDSA-GB)



Trumpet Flare
(FGS-MTRM-G)

FiberGuide System

2" H x 6" W – Fittings, Downspouts and Attachments

ORDERING INFORMATION

| Description | Number of Junctions | Part Number | |
|------------------------------------|---------------------|---------------|----------------|
| | | Yellow System | Black System |
| 2x6 fittings | | | |
| Horizontal T | 3 | FGS-MHRT-G | FGSB-MHRT-G |
| Horizontal cross | 4 | FGS-MHXP-G | FGSB-MHXP-G |
| 90° horizontal elbow | 2 | FGS-MH9E-G | FGSB-MH9E-G |
| 90° down elbow | 2 | FGS-MD9E-G | FGSB-MD9E-G |
| 45° horizontal elbow | 2 | FGS-MH4E-G | FGSB-MH4E-G |
| 45° up elbow, metal cover included | 2 | FGS-MU4E-G | FGSB-MU4E-G |
| 45° down elbow | 2 | FGS-MD4E-G | FGSB-MD4E-G |
| 2x6 conversions | | | |
| 2x6 to 4x4 adapter | (1) 2x6, (1) 4x4 | FGS-MDSA-GA | FGSB-MDSA-GA |
| 2x6 to 4x6 adapter | (1) 2x6, (1) 4x6 | FGS-MDSA-GB | FGSB-MDSA-GB |
| Trumpet flare | - | FGS-MTRM-G | FGSB-MTRM-G |
| 2x6 downspouts | | | |
| 2x6 to 2x2 downspout | 2 | FGS-MDSP-G | FGSB-MDSP-G |
| 2x6 attachments | | | |
| Dual 2" flex tube attachment | - | FGS-KT03-G-5F | FGSB-KT03-G-5F |
| 2x6 end cap | - | FGS-HMEC-G | FGS-HMEC-G |

Low-Profile Express Exit™

Designed for low-ceiling or height restricted environments, the Express Exit™ for the 2x6 FiberGuide system extends only two inches above the straight section sidewall. The Express Exit accommodates up to 150 (3 mm) patch cords, includes removable rear cable guides for additional cable management, and features a 2x2 exit opening. It is designed specifically for the 2x6 FiberGuide system and should not be used on any other FiberGuide system.



Express Exit
(FGS-MEXP-LP-G)

ORDERING INFORMATION

| Description | Part Number | |
|--|---------------|----------------|
| | Yellow System | Black System |
| Low-Profile Express Exit™ (designed exclusively for the 2x6 system) <i>Base, cover, mounting hardware, and support bracket included</i> | FGS-MEXP-LP-G | FGSB-MEXP-LP-G |

FiberGuide System

2" H x 6" W – Straight Section and Junction

Straight Section


The unique four-channel design of the 2x6 FiberGuide straight section allows the standard system to be attached to the support structure without the need to cut or drill any holes within the trough. This ensures that the patch cords will not come in contact with any screw heads or bolts.



Straight Section
(FGS-MSHS-G)



Hinged Cover Kit for Horizontal Straight Section
(FGS-MSNC-B/G)



6-inch Snap-on Cover
(FGS-MSSC-B/G)

ORDERING INFORMATION

| Description | Part Number | |
|---|---------------|---------------|
| | Yellow System | Black System |
| 2x6 straight section; horizontal straight section; 6' long, cover sold separately | FGS-MSHS-G | FGSB-MSHS-G |
| 2x6 accessories | | |
| 2x6 hinged cover kit for horizontal straight section; three mounting hinges and three clips included | FGS-MSNC-B/G | FGSB-MSNC-B/G |
| 6-inch snap-on cover kit for horizontal straight section; six capture clips with mounting clasps included | FGS-MSSC-B/G | FGSB-MSSC-B/G |
| Kit-10 black capture clips | FGS-DHCP | FGS-DHCP |

Junction

The one-piece junction employs factory-installed set screws to assure strength and durability. No cutting or drilling of the components is required for assembly. A warning label indicating caution around fiber optic cable is included with each junction kit.




2x6 Junction
(FGS-JUNC-G)

ORDERING INFORMATION

| Description | Part Number | |
|--------------|---------------|--------------|
| | Yellow System | Black System |
| 2x6 junction | FGS-JUNC-G | FGSB-JUNC-G |

FiberGuide System

4" H x 6" W - Fittings



Horizontal T
(FGS-MHRT-B)



Horizontal Cross
(FGS-MHXP-B)



90° Horizontal Elbow
(FGS-MH9E-B)



90° Up Elbow
Cover Included
(FGS-MU9E-B)



90° Down Elbow
(FGS-MD9E-B)



45° Horizontal Elbow
(FGS-MH4E-B)



45° Up Elbow
Cover Included
(FGS-MU4E-B)



45° Down Elbow
(FGS-MD4E-B)



4x4 to 4x6 Straight Adapter
(FGS-MDSA-AB)



Expandable
Straight Section
(FGS-MVAR-B)



6" Cut-in T
(FGS-MHIS-B)



Cut-in T Fixture
(FGS-MHIS-JIG-A/B/F shown on
a straight section)



4x12 to Single 4x6 Adapter
(FGS-MDSA-FB)
(Cover: FGS-SDSA-FB)



End Cap
(FGS-HMEC-B)



Snap-on Plastic Cover
(FGS-SH4E-B shown attached
to 45° horizontal elbow
with junctions)

FiberGuide System

4" H x 6" W - Fittings

ORDERING INFORMATION

| Description | Number of Junctions | Part Number | | | |
|--|---------------------|--------------------|-----------------------------|--------------------|----------------------------|
| | | Yellow System | Yellow System Snap-on Cover | Black System | Black System Snap-on Cover |
| 4x6 fittings | | | | | |
| Horizontal T | 3 | FGS-MHRT-B | FGS-SHRT-B | FGSB-MHRT-B | FGSB-SHRT-B |
| Horizontal cross | 4 | FGS-MHXP-B | FGS-SHXP-B | FGSB-MHXP-B | FGSB-SHXP-B |
| 90° horizontal elbow | 2 | FGS-MH9E-B | FGS-SH9E-B | FGSB-MH9E-B | FGSB-SH9E-B |
| 90° up elbow metal cover included | 2 | FGS-MU9E-B | - | FGSB-MU9E-B | - |
| 90° down elbow | 2 | FGS-MD9E-B | FGS-SD9E-B | FGSB-MD9E-B | FGSB-SD9E-B |
| 45° horizontal elbow | 2 | FGS-MH4E-B | FGS-SH4E-B | FGSB-MH4E-B | FGSB-SH4E-B |
| 45° up elbow metal cover included | 2 | FGS-MU4E-B | FGS-SU4E-B | FGSB-MU4E-B | FGSB-SU4E-B |
| 45° down elbow | 2 | FGS-MD4E-B | FGS-SD4E-B | FGSB-MD4E-B | FGSB-SD4E-B |
| 4x6 conversions | | | | | |
| 4x4 to 4x6 straight adapter | (1) 4x4, (1) 4x6 | FGS-MDSA-AB | FGS-SDSA-AB | FGSB-MDSA-AB | FGSB-SDSA-AB |
| 4x12 to single 4x6 adapter | - | FGS-MDSA-FB | FGS-SDSA-FB | FGSB-MDSA-FB | FGSB-SDSA-FB |
| 4x6 expandable straight section | 2 | FGS-MVAR-B | - | FGSB-MVAR-B | - |
| 4" Cut-in T; assembly hardware included | - | FGS-MHIS-A | - | FGSB-MHIS-A | - |
| 6" Cut-in T; assembly hardware included | - | FGS-MHIS-B | - | FGSB-MHIS-B | - |
| 12" Cut-in T; assembly hardware included | - | FGS-MHIS-F | - | FGSB-MHIS-F | - |
| Cut-in T fixture | - | FGS-MHIS-JIG-A/B/F | - | FGS-MHIS-JIG-A/B/F | - |
| 4x6 end cap | - | FGS-HMEC-B | - | FGS-HMEC-B | - |

FiberGuide System

4" H x 6" W - Downspouts and Attachments



Downspout
(FGS-MDSP-B)



Cover for 4x6 Downspout
(FGS-MCDS-AB)



Extended Downspout
(FGS-MDSP-EX-B shown with
and without cover)



Insertable Downspout
(FGS-MDSP-B/I)



Dual Downspout
(FGS-MDSP-2B)



Dual Downspout with Divider
(FGS-MDSP-2B-IMP)



**Trumpet Flare Kit for 4x6
Dual Downspout**
(FGS-MTRM-2B)



**Trumpet Flare Kit for Dual
Downspout with Divider**
(FGS-MTRM-2B-IMP)



**Single 2" Flex Tube
Attachment**
(FGS-KT03-A1)



Trumpet Flare Kit
(FGS-MTRM-A shown attached
to downspout)



4x4/4x6 Downspout Insert
(FGS-HDSI-AB)



Downspout Exit Junction Kit
(FGS-MJWR-A)



**4" Square to 2" Round
Adapter with Flex Tube**
(FGS-ASRI requires
FGS-MJWR-A junction kit)



Dual 2" Flex Tube Attachment
(FGS-KT03-A)



**2" Quad Flex
Flex Tube Attachment**
(FGS-KT03-A4)

FiberGuide System

4" H x 6" W - Downspouts and Attachments

4x6 downspouts and attachments feed fiber from overhead straight sections into fiber optic equipment below. All 4x6 downspouts feature 4-inch exits and attach to the 4-inch x 4-inch attachments listed below.

ORDERING INFORMATION

| Description | Number of Junctions | Part Number | |
|--|---------------------|-----------------|------------------|
| | | Yellow System | Black System |
| 4x6 downspouts | | | |
| Downspout <i>Note: If a trumpet flare is required use a 4x4 flare (FGS-MTRM-A)</i> | 2* | FGS-MDSP-B | FGSB-MDSP-B |
| Cover for 4x6 downspout and dual downspout | - | FGS-MCDS-AB** | FGSB-MCDS-AB** |
| Extended downspout | 2 | FGS-MDSP-EX-B | FGSB-MDSP-EX-B |
| Cover for 4x6 extended downspout | - | FGS-MCDS-EX-AB | FGSB-MCDS-EX-AB |
| Insertable downspout | - | FGS-MDSP-B/I | FGSB-MDSP-B/I |
| Dual drop downspout | 2* | FGS-MDSP-2B | FGSB-MDSP-2B |
| Trumpet flare for dual drop downspout (kit of 2 FGS-MTRM-A) | - | FGS-MTRM-2B | FGSB-MTRM-2B |
| Dual drop downspout with divider | 2 | FGS-MDSP-2B-IMP | FGSB-MDSP-2B-IMP |
| Trumpet flare for dual drop downspout with divider (kit of 2) | | FGS-MTRM-2B-IMP | FGSB-MTRM-2B-IMP |
| Junction for downspout exit | | FGS-MJWR-A | FGSB-MJWR-A |
| 4x4/4x6 downspout insert; <i>converts bottom of downspout to 2x2 without using 2" to 4" adapter, saving vertical space</i> | | FGS-HDSI-AB | FGSB-HDSI-AB |
| Trumpet flare; <i>used on both 4x4 and 4x6 downspouts – no 4" junction kit required</i> | | FGS-MTRM-A | FGSB-MTRM-A |
| 4x6 attachments | | | |
| 4x4 square to 2" round adapter with flex tube; <i>one 4x4 junction kit (FGS-MJWR-A) required to attach to a downspout drop</i> | | | |
| 5' length | 1 | FGS-ASRI-5F | FGSB-ASRI-5F |
| 10' length | 1 | FGS-ASRI-10F | FGSB-ASRI-10F |
| 15' length | 1 | FGS-ASRI-15F | FGSB-ASRI-15F |
| 4x4 dual 2" flex tube attachment; <i>no 4x4 junction kit required</i> | | | |
| (2) 5' length | - | FGS-KT03-A | FGSB-KT03-A |
| (2) 10' length | - | FGS-KT03-A10F | FGSB-KT03-A10F |
| (2) 15' length | - | FGS-KT03-A15F | FGSB-KT03-A15F |
| 4x4 single 2" flex tube attachment; <i>no 4x4 junction kit required</i> | | | |
| 5' length | - | FGS-KT03-A1 | FGSB-KT03-A1 |
| 10' length | - | FGS-KT03-A1-10F | FGSB-KT03-A1-10F |
| 15' length | - | FGS-KT03-A1-15F | FGSB-KT03-A1-15F |
| 4x4 quad 2" flex tube attachment; <i>no 4x4 junction kit required</i> | | | |
| (4) 5' length | - | FGS-KT03-A4-5F | FGSB-KT03-A4-5F |
| (4) 10' length | - | FGS-KT03-A4-10F | FGSB-KT03-A4-10F |
| (4) 15' length | - | FGS-KT03-A4-15F | FGSB-KT03-A4-15F |
| 4x4 quad 7/8" flex tube attachment; <i>no 4x4 junction kit required</i> | | | |
| (4) 5' length | - | FGS-KT07-A4-5F | FGSB-KT07-A4-5F |
| (4) 10' length | - | FGS-KT07-A4-10F | FGSB-KT07-A4-10F |
| (4) 15' length | - | FGS-KT07-A4-15F | FGSB-KT07-A4-15F |

*A 4x4 junction is needed to drop to a fitting or a straight section.
This drop junction must be a junction type FGS-MJWR-A or FGSB-MJWR-A.
**Dual downspout requires two covers.

FiberGuide System

4" H x 6" W - Straight Section and Junction

Straight Section

The unique four-channel design of the 4x6 FiberGuide straight section allows the standard system to be attached to the support structure without the need to cut or drill any holes within the trough. This ensures that the patch cords will not come in contact with any screw heads or bolts, an important consideration in 4x6 systems where higher cable counts apply increased pressure on patch cords at the bottom of the trough.



Horizontal Straight Section
(FGS-MSHS-B)



Expandable Straight Section
(FGS-MVAR-B)



Hinged Cover Kit
for Horizontal Straight Section
(FGS-MSNC-B/G)



6" Snap-on Cover
for Horizontal Straight Section
(FGS-MSSC-B/G)

ORDERING INFORMATION

| Description | Part Number | |
|---|----------------------------|----------------------------|
| | Yellow System | Black System |
| 4x6 straight sections | | |
| Horizontal straight section; 6' long, cover sold separately | FGS-MSHS-B | FGSB-MSHS-B |
| Expandable straight section | FGS-MVAR-B | FGSB-MVAR-B |
| Slack storage straight section | FGS-MSHS-STOR-B | FGSB-MSHS-STOR-B |
| 4x6 accessories | | |
| Hinged cover kit for horizontal straight section; includes three mounting hinges and three clips | FGS-MSNC-B/G | FGSB-MSNC-B/G |
| 6" snap-on cover kit for horizontal straight section; includes six capture clips with mounting clasps | FGS-MSSC-B/G | FGSB-MSSC-B/G |
| Kit - 10 black capture clips | FGS-DHCP | FGS-DHCP |
| Kit - 10 black capture clips and 10 hinges | FGS-DHHC (Yellow Hinge) | FGSB-DHHC (Black Hinge) |

Snap-Fit™ Junction

The Snap-Fit™ junction assembly is available for the 6-inch FiberGuide system. The new junction is a completely tool-less junction. No additional tools are required for installation or removal. The Snap-Fit Junction exhibits superior holding force and accommodates support brackets. A warning label indicating caution around fiber optic cable is included with each junction kit.



Snap-Fit Junction
(FGS-MFAW-B)

ORDERING INFORMATION

| Description | Part Number | |
|------------------------------|---------------|--------------|
| | Yellow System | Black System |
| 4x6 Snap-fit junction | FGS-MFAW-B | FGSB-MFAW-B |

FiberGuide System


4" H x 12" W - Fittings



Horizontal T
(FGS-MHRT-F)



Horizontal Cross
(FGS-MHXP-F)



90° Horizontal Elbow
(FGS-MH9E-F)



90° Down Elbow
(FGS-MD9E-F)



45° Horizontal Elbow
(FGS-MH4E-F)



45° Up Elbow
(FGS-MU4E-F)



45° Down Elbow
(FGS-MD4E-F)



Horizontal T with Single 6" Exit
(FGS-MHRT-F/B)



Horizontal Cross with Two 6" Exits
(FGS-MHXP-B/F)




4x12 to Dual 4x6 Adapter
(FGS-MDSA-F2B)



4x12 to Single 4x6 Adapter
(FGS-MDSA-FB)



4x12 to 4x6 Adapter - Right
(FGS-MDSA-FB-R)



4x12 to 4x6 Adapter - Left
(FGS-MDSA-FB-L)



End Cap
(FGS-HMEC-F)



Expandable Straight Section
(FGS-MVAR-F)



12" Cut-in T
(FGS-MHIS-F)



Cut-in T Fixture
(FGS-MHIS-JIG-A/B/F shown on a straight section)



Snap-on Cover
(FGS-SH4E-F shown separate)



Snap-on Cover Installation



Snap-on Cover
(FGS-SH4E-F shown installed)

FiberGuide System

4" H x 12" W – Fittings

ORDERING INFORMATION

| Description | Number of Junctions | Part Number | | | |
|---|----------------------|--------------------|-----------------------------|--------------------|----------------------------|
| | | Yellow System | Yellow System Snap-on Cover | Black System | Black System Snap-on Cover |
| 4x12 fittings | | | | | |
| Horizontal T | 3 | FGS-MHRT-F | FGS-SHRT-F | FGSB-MHRT-F | FGSB-SHRT-F |
| Horizontal cross | 4 | FGS-MHXP-F | FGS-SHXP-F | FGSB-MHXP-F | FGSB-SHXP-F |
| 90° horizontal elbow | 2 | FGS-MH9E-F | FGS-SH9E-F | FGSB-MH9E-F | FGSB-SH9E-F |
| 90° down elbow | 2 | FGS-MD9E-F | FGS-SD9E-F | FGSB-MD9E-F | FGSB-SD9E-F |
| 45° horizontal elbow | 2 | FGS-MH4E-F | FGS-SH4E-F | FGSB-MH4E-F | FGSB-SH4E-F |
| 45° up elbow, metal cover included | 2 | FGS-MU4E-F | FGS-SU4E-F | FGSB-MU4E-F | FGSB-SU4E-F |
| 45° down elbow | 2 | FGS-MD4E-F | FGS-SD4E-F | FGSB-MD4E-F | FGSB-SD4E-F |
| Horizontal T with single 6" exit | (2) 4x12, (1) 4x6 | FGS-MHRT-F/B | FGS-SHRT-F/B | FGSB-MHRT-F/B | FGSB-SHRT-F/B |
| Horizontal cross with two 6" exits | (2) 4x12, (2) 4x6 | FGS-MHXP-B/F | FGS-SHXP-B/F | FGSB-MHXP-B/F | FGSB-SHXP-B/F |
| 4x12 conversions | | | | | |
| 4x12 to dual 4x6 adapter | (1) 4x12, (2) 4x6 | FGS-MDSA-F2B | FGS-SDSA-F2B | FGSB-MDSA-F2B | FGSB-SDSA-F2B |
| 4x12 to single 4x6 adapter | (1) 4x12, (1) 4x6 | FGS-MDSA-FB | FGS-SDSA-FB | FGSB-MDSA-FB | FGSB-SDSA-FB |
| 4x12 to 4x6 right adapter; <i>includes fastening hardware</i> | | FGS-MDSA-FB-R | | FGS-MDSA-FB-R | |
| Fixed metal cover for right adapter | | FGS-VDSA-FB-R | | FGS-VDSA-FB-R | |
| 4x12 to 4x6 left adapter; <i>includes fastening hardware</i> | | FGS-MDSA-FB-L | | FGS-MDSA-FB-L | |
| Fixed metal cover for left adapter | | FGS-VDSA-FB-L | | FGS-VDSA-FB-L | |
| Expandable straight section | 2 | FGS-MVAR-F | - | FGSB-MVAR-F | - |
| 4" Cut-in T; <i>assembly hardware included</i> | - | FGS-MHIS-A | - | FGSB-MHIS-A | - |
| 6" Cut-in T; <i>assembly hardware included</i> | - | FGS-MHIS-B | - | FGSB-MHIS-B | - |
| 12" Cut-in T; <i>assembly hardware included</i> | - | FGS-MHIS-F | - | FGSB-MHIS-F | - |
| Cut-in T fixture | - | FGS-MHIS-JIG-A/B/F | - | FGS-MHIS-JIG-A/B/F | - |
| 4x12 end cap | | FGS-HMEC-F | | FGS-HMEC-F | |
| 4x12 variable support locator kits for; <i>Each kit contains all necessary mounting hardware. Fitting sold separately.</i> | | | | | |
| FGS-MDSP-F (downspout) | | FGS-MDSP-F-VS | | FGS-MDSP-F-VS | |
| FGS-MHRT-F (horizontal T) | | FGS-MHRT-F-VS | | FGS-MHRT-F-VS | |
| FGS-MHXP-F (horizontal cross) | | FGS-MHXP-F-VS | | FGS-MHXP-F-VS | |
| FGS-MH9E-F (90° horizontal elbow) | | FGS-MH9E-F-VS | | FGS-MH9E-F-VS | |
| FGS-MHRT-F/B (horizontal T - 6"/12") | | FGS-MHRT-F/B-VS | | FGS-MHRT-F/B-VS | |
| FGS-MHXP-B/F (horizontal cross- 6"/12") | | FGS-MHXP-B/F-VS | | FGS-MHXP-B/F-VS | |

FiberGuide System

4" H x 12" W – Downspouts and Attachments



Downspout
(FGS-MDSP-F)



Cover for 4x12 Downspout
(FGS-SDSP-F)



Trumpet Flare
(FGS-MTRM-F)



Downspout with Rear T
(FGS-MDRT-F)



Island T
(FGS-ISLAND-F)



Island T with Recessed Dividing Spool
(FGS-ISLAND3-F shown with 12" Junction, 90° Down Elbow and Trumpet Flare)



4x6 Dual 2" Flex Tube Attachment
(FGS-KT03-B)



4x6 Trumpet Flare Kit
(FGS-MTRM-B shown alone and attached to 4x12 Downspout)



4x12 to 4x4 Downspout Converter
(FGS-HDSI-F/D)



The FGS-HDSI-F/D attached to both the 4x12 downspout and the 4x4 slotted duct without the use of hardware

FiberGuide System

4" H x 12" W – Downspouts and Attachments

An array of 4x12 downspouts and attachments are available to feed fiber from overhead straight sections into fiber optic equipment below. The 4x12 downspout features a 4x6 exit and accepts the 4x6 exit attachments listed below.

ORDERING INFORMATION

| Description | Number of Junctions | Yellow System Part Number | Black System Part Number |
|--|---------------------|---------------------------|--------------------------|
| 4x12 downspouts | | | |
| Downspout | 2* | FGS-MDSP-F | FGSB-MDSP-F |
| Cover for 4x12 downspout | - | FGS-SDSP-F | FGSB-SDSP-F |
| Insertable downspout | - | FGS-MDSP-F/I | FGSB-MDSP-F/I |
| Trumpet flare | - | FGS-MTRM-F | FGSB-MTRM-F |
| Downspout with rear T | 3* | FGS-MDRT-F | FGSB-MDRT-F |
| Island T with spool and factory installed trumpet flare | 2 | FGS-ISLAND-F | FGSB-ISLAND-F |
| Island T with trumpet and dividing spool; <i>Variable Support Locator Kit included</i> | 2 | FGS-ISLAND-F-513 | FGSB-ISLAND-F-513 |
| Island T with recessed dividing spool | 3 | FGS-ISLAND3-F | FGSB-ISLAND3-F |
| 4x12 attachments | | | |
| 4x6 dual 2" flex tube attachment | | | |
| 5' length | - | FGS-KT03-B | FGSB-KT03-B |
| 10' length | - | FGS-KT03-B-10F | FGSB-KT03-B-10F |
| 15' length | - | FGS-KT03-B-15F | FGSB-KT03-B-15F |
| 4x6 trumpet flare kit; <i>used on 4x12 downspouts</i> | | FGS-MTRM-B | FGSB-MTRM-B |
| 4x12 to 4x4 downspout converter; <i>converts downspout opening to accept 4x4 slotted duct</i> | - | FGS-HDSI-F/D | FGS-HDSI-F/D |
| 4x12 to 2x2 downspout converter | - | FGS-HDSI-F/C | FGS-HDSI-F/C |

*An additional junction is needed if drop is to fitting or straight section.
This 4x6 junction must be a junction type FGS-MFAW-B, FGSB-MFAW-B.

FiberGuide System


4" H x 12" W – Straight Section

The unique nine-channel design of the 4x12 FiberGuide straight section provides unmatched strength and allows the attachment of support structure without the need to cut or drill holes within the raceway. This ensures that the patch cords will not come in contact with any screw heads or bolts, an important consideration in 4x4, 4x6, and 4x12 systems where higher cable counts apply increased pressure on the patch cords at the bottom of the raceway.

The 4x12 system covers feature a snap-on design. This allows the cover to be used in environments with limited headroom. Two 3-foot cover sections come with each order, making it easy for one person to remove the covers. Each cover kit includes a tether kit. The straight section covers are designed to be placed over the 4x12 downspouts, speeding installation time by reducing the number of measurements and cuts that need to be made.



Horizontal Straight Section
(FGS-MSHS-F)




Horizontal Straight Section Cover
(FGS-MSSC-F includes two 3' Lengths and Tethering Hardware)



Expandable Straight Section
(FGS-MVAR-F)



12" Hinged Cover for Horizontal Straight Section
(FGS-MSNC-F)



Straight Section Cover in Tethered Position



Straight Section Cover Attached to Straight Section


ORDERING INFORMATION

| Description | Part Number | |
|---|-----------------|------------------|
| | Yellow System | Black System |
| 4x12 straight section | | |
| Horizontal straight section; 6' long, cover sold separately | FGS-MSHS-F | FGSB-MSHS-F |
| Expandable straight section | FGS-MVAR-F | FGSB-MVAR-F |
| Slack storage straight section | FGS-MSHS-STOR-F | FGSB-MSHS-STOR-F |
| 4x12 accessories | | |
| Hinged cover kit for horizontal straight section; includes five mounting hinges and three clips | FGS-MSNC-F | FGSB-MSNC-F |
| Snap-on cover kit for horizontal straight section; includes 3' covers, optional tethering kit | FGS-MSSC-F | FGSB-MSSC-F |
| Kit - 10 black capture clips | FGS-DHCP | FGS-DHCP |
| Kit - 10 black capture clips and 10 hinges | FGS-DHHC | FGSB-DHHC |

FiberGuide System

4" H x 12" W – Snap-Fit™ Junction

The new Snap-Fit™ junction is available for the 12-inch FiberGuide system. The Snap-Fit junction is a completely tool-less junction. No additional tools are required for installation or removal. The Snap-Fit junction exhibits superior holding force and accommodates support brackets.



4x12 Snap-Fit Junction
(FGS-MFAW-F)

ORDERING INFORMATION

| Description | Part Number | |
|-------------------------|---------------|--------------|
| | Yellow System | Black System |
| 4x12 Snap-Fit™ junction | FGS-MFAW-F | FGSB-MFAW-F |

FiberGuide System


4" H x 24" W - Fittings




End Cap
(FGS-HMEC-H)




Horizontal Cross with Dual 12" Exits
(FGS-MHXP-F/H)



Horizontal Cross
(FGS-MHXP-H)




45° Horizontal Elbow
(FGS-MH4E-H)



Horizontal T with Single 12" Exit
(FGS-MHRT-H/F)




12" Cut-in T
(FGS-MHIS-F/H)



45° Down Elbow
(FGS-MD4E-H)



4x24 to 4x12 Adapter
(FGS-MDSA-HF)



45° Up Elbow
(FGS-MU4E-H)

ORDERING INFORMATION

| Description | Part Number | |
|--------------------------------------|---------------|---------------|
| | Yellow System | Black System |
| 4x24 fittings | | |
| 45° horizontal elbow | FGS-MH4E-H | FGSB-MH4E-H |
| Horizontal T with single 12" exit | FGS-MHRT-H/F | FGSB-MHRT-H/F |
| Horizontal T with three 24" exits | FGS-MHRT-H | FGSB-MHRT-H |
| Horizontal cross | FGS-MHXP-H | FGSB-MHXP-H |
| Horizontal cross with dual 12" exits | FGS-MHXP-F/H | FGSB-MHXP-F/H |
| 45° up elbow | FGS-MU4E-H | FGSB-MU4E-H |
| 45° down elbow | FGS-MD4E-H | FGSB-MD4E-H |
| 4x24 conversions | | |
| 12" cut-in T for 4x24* | FGS-MHIS-F/H | FGSB-MHIS-F/H |
| 6" cut-in T for 4x24* | FGS-MHIS-B/H | FGSB-MHIS-B/H |
| 4" cut-in T for 4x24* | FGS-MHIS-A/H | FGSB-MHIS-A/H |
| 4x24 to 4x12 adapter | FGS-MDSA-HF | FGSB-MDSA-HF |
| 4x24 end cap | FGS-HMEC-H | FGS-HMEC-H |

*Designed exclusively for the 4x24" system.

FiberGuide System

4" H x 24" W - Downspouts

4x24 downspouts and attachments feed fiber from overhead straight sections into fiber optic equipment below.



Island T with Single 12" Exit
(FGS-ISLAND-H/F)



Trumpet Flare
(FGS-MTRM-H)

ORDERING INFORMATION


| Description | Part Number | |
|-------------------------------|----------------|-----------------|
| | Yellow System | Black System |
| Island T with single 12" exit | FGS-ISLAND-H/F | FGSB-ISLAND-H/F |
| Trumpet flare | FGS-MTRM-H | FGS-MTRM-H |

FiberGuide System

4" H x 24" W - Straight Section, Snap-Fit™ Junctions and covers

Straight Section

The unique double wall channel design of the 4x24 straight section provides exceptional strength and durability for high fiber count applications and allows the standard system to be attached to the support structure without the need to cut or drill any holes within the trough. The six channel design ensures that the patch cords will not come in contact with any screw heads or bolts, an important consideration in 4x24 systems where higher cable counts apply increased pressure on patch cords at the bottom of the trough.



Straight Section
(FGS-MSHS-H)

ORDERING INFORMATION

| Description | Part Number | |
|---|---------------|--------------|
| | Yellow System | Black System |
| 4x24 straight section; horizontal straight section, 6' long | FGS-MSHS-H | FGSB-MSHS-H |

Snap-Fit Junction

The Snap-Fit™ Junction assembly is available for the 24-inch FiberGuide System. The Snap-Fit junction is a completely tool-less junction. No additional tools are required for installation or removal. The junction exhibits superior holding force and accommodates support brackets. A warning label is included with each junction kit.



Snap-Fit Junction
(FGS-MFAW-H)

ORDERING INFORMATION

| Description | Part Number | |
|-------------------------|---------------|--------------|
| | Yellow System | Black System |
| 4x24 Snap-Fit™ junction | FGS-MFAW-H | FGSB-MFAW-H |

Cover Kits

ORDERING INFORMATION

| Description | Part Number |
|---|--------------|
| Cover for 4"x24"x6' straight section - FGS-MSHS-H | FGS-FSFC-H |
| Cover for 4"x24"horizontal tee with single 12" Exit - FGS-MHRT-H/F | FGS-FHRT-H/F |
| Cover for 4"x24"horizontal cross with dual 12" Exits - FGS-MHXP-F/H | FGS-FHXP-F/H |
| Cover for 4"x24"horizontal cross - FGS-MHXP-H | FGS-FHXP-H |
| Cover for 4"x24" 45° horizontal elbow - FGS-MH4E-H | FGS-FH4E-H |
| Cover for 4"x24"horizontal tee - FGS-MHRT-H | FGS-FHRT-H |
| Cover for 4"x24" 4° down elbow - FGS-MD4E-H | FGS-FD4E-H |
| Cover for 4"x24" to 4"x12" reducer - FGS-MDSA-HF | FGS-FDSA-HF |

FiberGuide System

LighTrax to FGS adaptors

FiberGuide Adaptation kits

Adaptation kits make it possible to easily migrate from Lightrax to FiberGuide. They are easy to install and offer the opportunity to seamlessly expand your current raceway system.

Adaptation kits are available for the following sizes: 4x4", 4x6/4x8", 4x12/4x8" and 4x12".

ORDERING INFORMATION

| Description | Part Number |
|---|------------------|
| Adapter Kit 4" to 4" (100 to 100mm) | FGS-FRH-4/4ADP |
| Adapter Kit FGS 4x6" to Lightrax 4x8" (150 to 200mm) | FGS-FRH-6/8ADP |
| Adapter Kit FGS 4x12" to Lightrax 4x8" (300 to 200mm) | FGS-FRH-12/8ADP |
| Adapter Kit 12" to 12" (300 to 300mm) | FGS-FRH-12/12ADP |




Adapter Kit 4" to 4"



Adapter Kit FGS 4x6" to Lightrax 4x8"



Adapter Kit FGS 4x12" to Lightrax 4x8"



Adapter Kit 12" to 12"

FiberGuide System

Express Exit™ Family for 4x4, 4x6 and 4x12 Systems

ADC's patented* Express Exit™ family accommodates various raceway environments and applications. By simply securing an Express Exit to the sidewall of any 4x4, 4x6, 4x12, or 4x24 FiberGuide straight section, jumpers can be permanently or temporarily routed to fiber optic terminal (FOT) equipment below. No cutting of the FiberGuide system is required. Positioning a drop with a member of the Express Exit family greatly simplifies installation, protects the integrity of fibers already present in the raceway, and increases overall flexibility of the raceway system. All Express Exits guarantee 2-inch bend radius protection.



Express Exit Family


| Express Exit Style | Height Above Sidewall | Exit Opening | 3 mm Patch Cord Capacity | 2 mm Patch Cord Capacity | Hinged Rear Cover | Exit Fin Inserts |
|--------------------------|-----------------------|----------------------|--------------------------|--------------------------|-------------------|------------------|
| 2-Inch Express Exit | 4" | 2" x 2" ¹ | 150 | 350 | No | No |
| Low-Profile Express Exit | 2" | 2" x 2" ¹ | 150 | 350 | No | No |
| 4-Inch Express Exit | 4" | 4" x 4" ² | 300 | 700 | Yes | Yes |

¹Accepts all standard 2x2" attachments.

²Accepts all standard 4x4" attachments.

4-Inch Express Exit™

The 4-Inch Express Exit is designed to distribute and manage medium cable counts to FOT or ODF equipment. It features a 4-inch by 4-inch exit opening to accept all standard 4x4 downspout attachments and includes insertable exit fins and removable rear cable guides for additional cable management.



4-Inch Express Exit

ORDERING INFORMATION

| Description | Part Number | |
|---|------------------|-------------------|
| | Yellow System | Black System |
| 4-inch Express Exit™ | | |
| Express Exit; base, base cover, mounting hardware, support bracket, and exit inserts included | FGS-MEXP-E-A/B/F | FGSB-MEXP-E-A/B/F |
| 4-inch accessories | | |
| Express Exit rear hinged cover kit; one 4x4, 4x6, 4x12 rear hinged cover | FGS-MEXC-E-A/B/F | FGSB-MEXC-E-A/B/F |
| Express Exit rear hinged cover for 4x4 raceway | FGS-MEXC-E-A | FGSB-MEXC-E-A |
| Express Exit rear hinged cover for 4x6 raceway | FGS-MEXC-E-B | FGSB-MEXC-E-B |
| Express Exit rear hinged cover for 4x12 raceway | FGS-MEXC-E-F | FGSB-MEXC-E-F |

*Other patents pending.

FiberGuide System

Express Exit™ Family for 4x4, 4x6 and 4x12 Systems

2-Inch Express Exit™

The 2-Inch Express Exit, ADC's initial offering in the Express Exit product family, accommodates up to 350, 2 mm patch cords. The patch cords are routed from a 4x4, 4x6, 4x12 or 4x24 straight section to FOT equipment below the raceway.




2-Inch Express Exit

ORDERING INFORMATION

| Description | Part Number | |
|--|----------------|-----------------|
| | Yellow System | Black System |
| 2-Inch Express Exit™ ; base, base cover, mounting hardware and support bracket included | FGS-MEXP-A/B/F | FGSB-MEXP-A/B/F |

Low-Profile Express Exit™

Designed for low-ceiling or height-restricted environments, the Low-Profile Express Exit features a front-removable cover and extends only 2 inches above the FiberGuide straight section sidewall. It also includes removable rear cable guides for additional cable management.



Low-Profile Express Exit

ORDERING INFORMATION

| Description | Part Number | |
|---|-------------------|--------------------|
| | Yellow System | Black System |
| Low-Profile Express Exit™ ; base, base cover, mounting hardware and support bracket included | FGS-MEXP-LP-A/B/F | FGSB-MEXP-LP-A/B/F |

Attachments for 2-Inch Express Exit™ and Low-Profile Express Exit™

ORDERING INFORMATION

| Description | Part Number | |
|---|----------------|-----------------|
| | Yellow System | Black System |
| 2x2 trumpet flare ; junction included | FGS-MTRM-C | FGSB-MTRM-C |
| Single 2" flex tube attachment ; 2" flex tube and a 2x2 junction to attach to Express Exit unit included | | |
| 5' length | FGS-MEX1-C-5F | FGSB-MEX1-C-5F |
| 10' length | FGS-MEX1-C-10F | FGSB-MEX1-C-10F |
| 15' length | FGS-MEX1-C-15F | FGSB-MEX1-C-15F |
| Dual 7/8" flex tube attachment ; two lengths of 7/8" flex tube and a 2" junction to attach to Express Exit unit included | | |
| (2) 5' lengths | FGS-KT03-C | FGSB-KT03-C |
| (2) 10' lengths | FGS-KT03-C-10F | FGSB-KT03-C-10F |
| (3) 15' lengths | FGS-KT03-C-15F | FGSB-KT03-C-15F |

FiberGuide System

System Support Kits for 2x6, 4x4 and 4x6 Systems




Ladder Rack Cantilever Support Bracket Kit
(FGS-HDLB-4)



L Bay Support Bracket Kit
(FGS-HLBK shown alone and attached to 4x4 FiberGuide)




New Threaded Rod Bracket kit
(FGS-HNTR-XX shown alone and attached to threaded rod)



Existing Threaded Rod Bracket Kit
(FGS-HETR-XX shown alone and attached to threaded rod)




Modified New Threaded Rod Bracket Kit (FGS-HNTR-5/8-A shown alone and attached to threaded rod)



Top Support Low Profile C-bracket Kit
(FGS-HNTS-XX-LP)



Top Support C-Bracket Kit
(FGS-HNTS-XX)



Modified Existing Threaded Rod Bracket Kit
(FGS-HETR-5/8-A shown alone and attached to threaded rod)



Center Support Bracket Kit
(FGS-HTUB-XX)

ORDERING INFORMATION

| Description | Part Number |
|---|----------------|
| 2x6, 4x4, 4x6 system support kits | |
| Ladder rack cantilever support bracket kit | FGS-HDLB-3 |
| L bay support bracket kit | FGS-HLBK |
| New threaded rod bracket kit; (XX = size: 1/2", 5/8", 12 mm, 14 mm, 16 mm, 18 mm) | FGS-HNTR-XX |
| Existing threaded rod bracket kit; (XX = size: 1/2", 5/8", 12 mm, 14 mm, 16 mm) | FGS-HETR-XX |
| Modified new threaded rod bracket kit; 5/8" | FGS-HNTR-5/8-A |
| Top support low-profile C-bracket kit; (XX = size: 1/2", 5/8", 12 mm, 14 mm, 16 mm) | FGS-HNTS-XX-LP |
| Top support C-bracket kit; (XX = size: 1/2", 5/8", 12 mm, 14 mm, 16 mm) | FGS-HNTS-XX |
| Modified existing threaded rod bracket kit; 5/8" | FGS-HETR-5/8-A |
| Center support bracket kit; (XX = size: 1/2", 5/8", 12 mm, 14 mm, 16 mm, 20 mm) | FGS-HTUB-XX |
| Digital cableway bracket kit; 305 mm (12") | FGS-HCBL-12 |
| Digital cableway bracket kit; 381 mm (15") | FGS-HCBL-15 |
| Ladder rack center support bracket kit | FGS-HNLR-AB |
| OMX frame center support bracket kit; 16 mm (.63") | FGS-HOMX-16MM |
| Under floor support bracket kit | FGS-HUFB-A |


For custom brackets please contact your local Sales Representative

FiberGuide System

System Support Kits for 4x12 Systems




Existing Ladder Rack Center Support Bracket Kit
(FGS-HETP-F-XX)



Trapeze Bracket Kit
(FGS-HNTP-F-XX)




Center Support Threaded Rod Bracket Kit
(FGS-HTUB-F-XX shown alone and attached to threaded rod)



Top Support Low-Profile Threaded Rod Bracket Kit
(FGS-HNTS-F-XX-LP shown alone and attached to threaded rod)



Top Support Threaded Rod Bracket Kit
(FGS-HNTS-F-XX)



New Threaded Rod Bracket Kit
(FGS-HNTR-F-XX)



Existing Threaded Rod Bracket Kit
(FGS-HETR-F-XX)

ORDERING INFORMATION

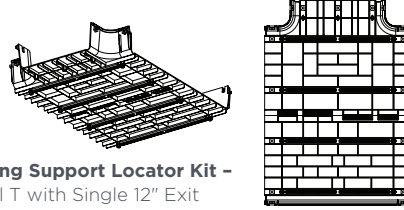
| Description | Part Number |
|---|------------------|
| 4x12 system support kits | |
| New ladder rack center support bracket kit | FGS-HNLR-F |
| Existing ladder rack center support bracket kit; (XX = size: 1/2", 5/8", 12 mm, 14 mm, 16 mm) | FGS-HETP-F-XX |
| Trapeze bracket kit; (XX = size: 1/2", 5/8", 12 mm, 14 mm, 16 mm) | FGS-HNTP-F-XX |
| Center support threaded rod bracket kit; (XX = size: 1/2", 5/8", 12 mm, 14 mm, 16 mm, 20 mm) | FGS-HTUB-F-XX |
| Top support low-profile threaded rod C-bracket kit; (XX = size: 1/2", 5/8", 12 mm, 14 mm, 16 mm) | FGS-HNTS-F-XX-LP |
| Top support threaded rod C-bracket kit; (XX = size: 1/2", 5/8", 12 mm, 14 mm, 16 mm) | FGS-HNTS-F-XX |
| New threaded rod bracket kit; (XX = size: 5/8", 14 mm, 16 mm, 18 mm) | FGS-HNTR-F-XX |
| Existing threaded rod bracket kit; (XX = size: 5/8", 14 mm, 16 mm) | FGS-HETR-F-XX |

FiberGuide System

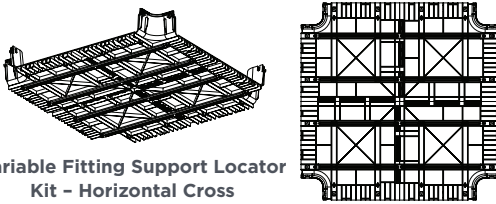
System Support Kits for 4x24 Systems



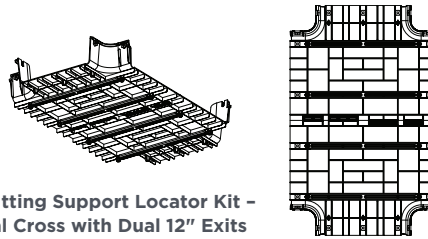
Variable Fitting Support Locator Kit - Horizontal Elbow
(FGS-MH4E-H-VS)



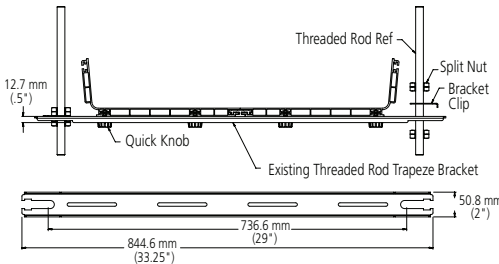
Variable Fitting Support Locator Kit - Horizontal T with Single 12" Exit
(FGS-MHRT-H/F-VS)



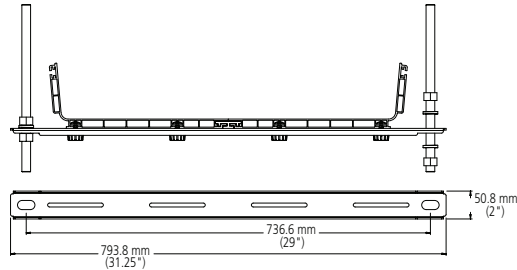
Variable Fitting Support Locator Kit - Horizontal Cross
(FGS-MHXP-H-VS)



Variable Fitting Support Locator Kit - Horizontal Cross with Dual 12" Exits
(FGS-MHXP-F/H-VS)



Existing 5/8" Threaded Rod Trapeze Bracket Kit
(FGS-HETP-H-5/8)



New 5/8" Threaded Rod Trapeze Bracket Kit
(FGS-HNTP-H-5/8)

ORDERING INFORMATION

| Description | Part Number |
|---|-----------------|
| 4x24 System Support Kits | |
| Variable fitting support Locator kit for; | |
| Horizontal elbow | FGS-MH4E-H-VS |
| Horizontal T with single 12" exit | FGS-MHRT-H/F-VS |
| Horizontal cross | FGS-MHXP-H-VS |
| Horizontal cross with dual 12" exits | FGS-MHXP-F/H-VS |
| Threaded rod trapeze bracket kit for; | |
| Existing; 5/8" | FGS-HETP-H-5/8 |
| New; 5/8" | FGS-HNTP-H-5/8 |

6. Storage Area Management (SAM)

| | |
|--|----|
| Optical Cable Management, Simplified! | 80 |
| Under-chassis Enclosure & Adaptor Plates | 81 |
| Hydra Cable Assemblies | 82 |
| Far-end Panel Equipment | 83 |
| Trunk Cable Assemblies | 84 |

Storage Area Management (SAM)

Optical Cable Management, Simplified!

Your data center is managing more information than ever. This is the driving force behind the need for more efficient and effective storage solutions. The increasing complexity of managing a large quantity of devices and data is escalating the cost of software and services, and is drawing most of the IT community's attention. The physical layer drives much of the complexity associated with installing SAN systems, and many of the impediments associated with these implementations.

There are a number of challenges with SAN cabling at the physical layer. High-density port groupings, the sheer volume of patch cords, moves, adds, and changes, and the ports themselves—installing and tracking the actual devices and cables connecting them, can all prove to be difficult. Plus, space is at a premium in most data centers; many have narrow cabinets or four post racks with inadequate cable management space.

TE's Storage Area Management (SAM) Solution for network infrastructures is designed to reduce the bulkiness of cabling and connectors in the data center by up to 80% and enable high-density deployment with fewer costly cabinet or infrastructure upgrades. SAM can help you save time, reduce costs, maximize efficiency, and open up much needed space in your data center. It takes the complexity out of cable management, and optimizes the performance of your data center floor space, racks and electronics.

De-clutter your racks for a highly organized, eco-friendly network infrastructure. SAM delivers operational efficiency to Storage Area Network (SAN) cabling and can help customers:

- Reduce SAN switch cabling volume by up to 80%
- Implement high-density deployment with fewer cabinet or infrastructure upgrades
- Reduce space requirements by managing up to 768 fiber ports within 2 rack units
- Minimize footprint—no additional front vertical, side, or horizontal cable management devices
- Deploy in narrow cabinets or racks and limited space environments
- Minimize cable mass and slack management using linecard-optimized hydra assemblies
- Easily access ports
- Maintain unobstructed linecard maintenance
- Achieve simplified scalability
- Organize with pre-labeled ports
- Speed up deployment and reduce connection errors with color-coded and keyed connections
- Simplify installation, upgrades and migration with dedicated linecard kits
- Improve operational response time
- Remove and redeploy linecards in several quick "clicks"
- Leverage the high density UCP cable management system with MPOptimate Quick-Fit cassettes
- Can be combined with other MPOptimate products in the channel within budget limits of the application



Storage Area Management (SAM)

Under-chassis Enclosure & Adaptor Plates

SAM Rack Mount Optical Fiber Enclosure

FEATURES

- Accepts 12 SAM adaptor plates
- Angled front face for improved visibility and cable management
- Rugged aluminum construction
- Internal guides to ease installation of trunk assemblies
- Adjustable front and rear mounting brackets included
- Panel labelling on rear to simplify location and documentation
- Pre-loaded with 12 blank plates



ORDERING INFORMATION

| Description | Part Number |
|---|-------------|
| Rack Mount Patch Enclosure, 2U MPO SECURE | 1553761-1 |

SAM MPO Adaptor Plates

FEATURES

- Adaptor counts match 16, 32, 48 and 64-port blades
- Color-coded keying on adaptors minimize risk of improper mating (keying on hydra side only—trunk side is not keyed)
- Port numbering matches blades
- Robust screw-in mounting system
- Accepts Multi Mode and Single Mode assemblies



ORDERING INFORMATION

| Description | Part Number |
|---|-------------|
| 16-Port blade (2 x MPO secure coupler) | 2193050-1 |
| 32-Port blade (4 x MPO secure coupler) | 2193051-1 |
| 48-Port blade (6 x MPO secure coupler) | 2193052-1 |
| 64-Port blade (8 x MPO secure coupler) | 2193016-1 |
| Adaptor Plate Blank with 2 Cable Management rings | 2111481-1 |

Storage Area Management (SAM)

Hydra Cable Assemblies

SAM Hydra Cable Assemblies

FEATURES

- 8-Port/16-fiber assemblies
- Length optimized for minimum slack
- SECURE MPO or MPOptimate connectors feature color coded keying for proper mating
- Overmolded LSZH cables
- Uniboot universal pitch LC connectors
- Individually labelled legs



Available
September
2013

ORDERING INFORMATION

| Description | Port Label | MPO Color | Part Number MPO OS2 | Part Number MPOptimate OM4 |
|--|------------|-----------|------------------------|-------------------------------|
| Hydra Cable Assembly for 16-Port & 32-Port blade | 0-7 | green | 2160323-1 | 2160322-1 |
| Hydra Cable Assembly for 16-Port & 32-Port blade | 8-15 | orange | 2160325-1 | 2160324-1 |
| Hydra Cable Assembly for 32-Port blade | 16-23 | green | 2160323-2 | 2160322-2 |
| Hydra Cable Assembly for 32-Port blade | 24-31 | orange | 2160325-2 | 2160324-2 |
| Hydra Cable Assembly for 48-Port blade | 0-7 | red | 2160317-1 | 2160503-1 |
| Hydra Cable Assembly for 48-Port blade | 8-15 | yellow | 2160319-1 | 2160318-1 |
| Hydra Cable Assembly for 48-Port blade | 16-23 | blue | 2160321-1 | 2160320-1 |
| Hydra Cable Assembly for 48-Port blade | 24-31 | red | 2160317-2 | 2160503-2 |
| Hydra Cable Assembly for 48-Port blade | 32-39 | yellow | 2160319-2 | 2160318-2 |
| Hydra Cable Assembly for 48-Port blade | 40-47 | blue | 2160321-2 | 2160320-2 |
| Hydra Cable Assembly for 64-Port blade | 0-7 | orange | 2160386-1 | 2160385-1 |
| Hydra Cable Assembly for 64-Port blade | 8-15 | slate | 2160388-1 | 2160387-1 |
| Hydra Cable Assembly for 64-Port blade | 16-23 | aqua | 2160390-1 | 2160389-1 |
| Hydra Cable Assembly for 64-Port blade | 24-31 | violet | 2160392-1 | 2160391-1 |
| Hydra Cable Assembly for 64-Port blade | 32-39 | orange | 2160386-2 | 2160385-2 |
| Hydra Cable Assembly for 64-Port blade | 40-47 | slate | 2160388-2 | 2160387-2 |
| Hydra Cable Assembly for 64-Port blade | 48-55 | aqua | 2160390-2 | 2160389-2 |
| Hydra Cable Assembly for 64-Port blade | 56-63 | violet | 2160392-2 | 2160391-2 |

Storage Area Management (SAM)

Far-End Panel Equipment

SAM Far-End MPO/MPOptimate Quick-Fit cassettes

FEATURES

- 8 port (16 fiber) cassette to replicate 8 SFP ports on director blade
- Rear side: 1 x MPO (to accept one MPO trunk assembly)
Front side: 4 x LC Quad (to accept eight standard LC duplex assemblies)
- Maintains same port identity and labelling scheme as the hydra assemblies (including 8 pre-numbered port labels)
- To be used in UCP panels



Available
September
2013

ORDERING INFORMATION

| Description | Part Number |
|-----------------------------------|-------------|
| MPOptimate OM4 Quick-Fit cassette | 2160270-3 |
| MPO OS2 Quick-Fit cassette | 2160270-2 |

UCP Patch Panel Angled and Flushmount

Please refer to Chapter 4, page 44



Storage Area Management (SAM)

Trunk Cable Assemblies

SAM MPO/MPOOptimate Trunk Cable Assemblies

FEATURES

- 24-fiber assemblies (16 active when mated to hydras) provide an upgrade path to 40 and 100 GbE
- Mate with SAM adaptor plates and SAM Quick-Fit cassettes
- Non-keyed MPO interface
- LSZH rated, indoor outdoor loose tube cable
- Pre-tested and ready to install



ORDERING INFORMATION

Available
September
2013

| Description | Part Number |
|-----------------|-------------|
| MPOOptimate OM4 | Y-2160301-X |
| MPO OS2 | Y-2160302-X |

| Y- X | Length | Y- X | Length | Y- X | Length | Y- X | Length | Y- X | Length | Y- X | Length | Y- X | Length | Y- X | Length |
|-------|--------|-------|--------|-------|--------|-------|--------|-------|--------|-------|--------|-------|--------|-------|--------|
| 0- -2 | 2 m | 1- -3 | 13 m | 2- -4 | 24 m | 3- -5 | 35 m | 4- -6 | 46 m | 5- -7 | 57 m | 6- -8 | 68 m | 7- -9 | 79 m |
| 0- -3 | 3 m | 1- -4 | 14 m | 2- -5 | 25 m | 3- -6 | 36 m | 4- -7 | 47 m | 5- -8 | 58 m | 6- -9 | 69 m | 8- -0 | 80 m |
| 0- -4 | 4 m | 1- -5 | 15 m | 2- -6 | 26 m | 3- -7 | 37 m | 4- -8 | 48 m | 5- -9 | 59 m | 7- -0 | 70 m | 8- -1 | 81 m |
| 0- -5 | 5 m | 1- -6 | 16 m | 2- -7 | 27 m | 3- -8 | 38 m | 4- -9 | 49 m | 6- -0 | 60 m | 7- -1 | 71 m | 8- -2 | 82 m |
| 0- -6 | 6 m | 1- -7 | 17 m | 2- -8 | 28 m | 3- -9 | 39 m | 5- -0 | 50 m | 6- -1 | 61 m | 7- -2 | 72 m | 8- -3 | 83 m |
| 0- -7 | 7 m | 1- -8 | 18 m | 2- -9 | 29 m | 4- -0 | 40 m | 5- -1 | 51 m | 6- -2 | 62 m | 7- -3 | 73 m | 8- -4 | 84 m |
| 0- -8 | 8 m | 1- -9 | 19 m | 3- -0 | 30 m | 4- -1 | 41 m | 5- -2 | 52 m | 6- -3 | 63 m | 7- -4 | 74 m | 8- -5 | 85 m |
| 0- -9 | 9 m | 2- -0 | 20 m | 3- -1 | 31 m | 4- -2 | 42 m | 5- -3 | 53 m | 6- -4 | 64 m | 7- -5 | 75 m | 8- -6 | 86 m |
| 1- -0 | 10 m | 2- -1 | 21 m | 3- -2 | 32 m | 4- -3 | 43 m | 5- -4 | 54 m | 6- -5 | 65 m | 7- -6 | 76 m | 8- -7 | 87 m |
| 1- -1 | 11 m | 2- -2 | 22 m | 3- -3 | 33 m | 4- -4 | 44 m | 5- -5 | 55 m | 6- -6 | 66 m | 7- -7 | 77 m | 8- -8 | 88 m |
| 1- -2 | 12 m | 2- -3 | 23 m | 3- -4 | 34 m | 4- -5 | 45 m | 5- -6 | 56 m | 6- -7 | 67 m | 7- -8 | 78 m | 8- -9 | 89 m |

7. Core VSM System

| | |
|-------------------------|----|
| Management Panels | 86 |
| Copper Solution..... | 87 |
| Fiber Solution..... | 89 |

Core VSM


Management Panels

Rack Mount Quick-Fit Panel

FEATURES

- Accepts up to 9 Quick-Fit modules
- 3U
- Including cable support bars with tie down options and Fiber Optic tail over length

Color: Black (RAL 9005) and galvanised finish



ORDERING INFORMATION

| Description | Part Number |
|----------------------------|-------------|
| Rack Mount Quick-Fit Panel | 1671907-1 |

Cable Management Tray

FEATURES

- Optimized to replace Cisco Nexus 7010 switch cable manager
- Provides vertical patch cord guiding

Color: Black (RAL 9005)



ORDERING INFORMATION

| Description | Part Number |
|--|-------------|
| Cable Management Tray for Cisco Nexus 7010 | 1671633-1 |

RJ-45 to MRJ21 Quick-Fit Cassettes (1 or 10 Gb/s)

For RJ-45 copper management please use our MRJ21 Quick-Fit cassettes:

- for 10 GbE (XG) see page 22



- for 1 GbE see page 24



MRJ21 to MRJ21 shielded cable assemblies (1 or 10 Gb/s)

For RJ-45 copper management please use our MRJ21 trunk cable assemblies:

- for 10 GbE (XG) see page 23




- for 1 GbE see page 26



Category 6_A S/FTP Patch Cord RJ-45

FEATURES

- Exceeds Category 6_A performance suitable for 10 Gb/s data transmission
- Category 7 S/FTP stranded cable
- LSZH sheath
- Color-matched snagless boots
- Universal B-wiring
- Specially engineered patch cord length allows one length for all patch cords in a rack, reducing inventory holding costs and increasing flexibility for MACs



ORDERING INFORMATION

| Description | Part Number |
|--|-------------|
| Patch Cord RJ45 Cat. 6 _A S/FTP, White | 2153188-1 |

Category 5e F/UTP Patch Cord RJ-45

FEATURES

- Category 5e according to ISO/IEC 11801 and EN-50173-1
- 4 Pair stranded F/UTP cable
- LSZH sheath
- Color-matched snagless boots
- Universal wiring
- Specially engineered patch cord length allows one length for all patch cords in a rack, reducing inventory holding costs and increasing flexibility for MACs



ORDERING INFORMATION

| Description | Part Number |
|-------------------------------------|-------------|
| Patch Cord RJ45 Cat 5E F/UTP, White | 2153190-1 |

LC to MPO Quick-Fit cassettes or MPO to MPO modules

For LC or MPO fiber management please use our MPOptimate Quick-Fit cassettes and modules

- for MPO to LC Quick-Fit cassettes see page 4



- for MPO Coupler Quick-Fit modules see page 16



MPOptimate pre-terminated trunks

For LC or MPO fiber management please use our MPOptimate pre-terminated trunks on page 3



MPOptimate patch cords

For LC or MPO fiber management please use our MPOptimate pre-terminated patch cords on page 5



MPOptimate System LC patch cords

FEATURES

- Patch cords with optimized LC connectors
- Cable performance: OM4 XG_A or OM3 XG 10 Gb/s; LSZH construction
Optical performance: Attenuation ≤ 0.15 dB; RL ≥ 35 dB
- Specially engineered patch cord length allows one length for all patch cords in a rack, reducing inventory holding costs and increasing flexibility for MACs



ORDERING INFORMATION

| Description | Part Number |
|---|-------------|
| Patch cord LC Duplex - LC Duplex; OM3 XG 10 Gb/s | 2160506-1 |
| Patch cord LC Duplex - LC Duplex; OM4 XG _A 10 Gb/s | 2160506-2 |

MPOptimate Fan-Out cable assemblies

FEATURES

- Low loss transition from MPO to LC tails 2 mm
- Terminated with male MPOptimate connectors
- OM4 cable performance, LSZH construction
- Specially engineered fan-out cable length allows one length for all cable assemblies in a rack, reducing inventory holding costs and increasing flexibility for MACs



ORDERING INFORMATION

| Description | Part Number |
|---|-------------|
| MPO male - LC Fan-out OM4 XG _A 10 Gb/s for 48 port blade | 2160537-1 |
| MPO male - LC Fan-out OM4 XG _A 10 Gb/s for 32 port blade | 2160538-1 |

Available
September
2013

8. Managed Connectivity

| | |
|---|-----|
| ICM for Quareo Technology | 92 |
| Q4000 Managed Fiber Platform | 93 |
| Quareo Managed Fiber Patch Cords | 96 |
| Q2000 Managed Copper Platform..... | 97 |
| Quareo Managed Copper Patch Cords | 99 |
| ICM for AMPTRAC Technology | 100 |
| AMPTRAC Analyzer..... | 101 |
| AMPTRAC Scanning Module Cables..... | 102 |
| AMPTRAC Fiber Platform | 103 |
| AMPTRAC Fiber Patch Cords | 104 |
| AMPTRAC Copper Platform | 105 |
| AMPTRAC Copper Patch Cords..... | 110 |
| AMPTRAC Sensor Strips..... | 111 |
| Accessories..... | 112 |

Managed Connectivity

ICM for Quareo Technology

Quareo Infrastructure Configuration Manager Software

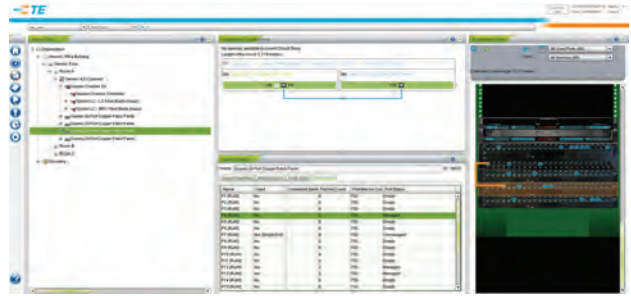
The TE Managed Connectivity software (ICM) supports both AMPTRAC and Quareo technologies.

Quareo ICM can be used either as a 'stand alone' application or as a tool for integrating valuable Quareo information into third party / custom applications.

As a stand alone retail application ICM provides the following features:

FEATURES

- Fully automated documentation system
- Real time monitoring
- Automatic database update on changes
- Self-discovers Patch Cords
- Event logs and data base reports
- Programmable alerts
- Automated work order processing
- Auto-discovers IP devices
- Automatic re-synchronization on power outages
- User management
- Supports ITIL best practices
- ISO 20000 and BS 15000 compliant
- CSV data import
- Easy to use and intuitive menu structure



ORDERING INFORMATION

| Description | Part Number |
|-----------------------------------|-------------|
| ICM Software; 480 Port License | 1591369-1 |
| ICM Software; 2400 Port License | 1591369-2 |
| ICM Software; 4800 Port License | 1591369-3 |
| ICM Software; 9600 Port License | 1591369-4 |
| ICM Software; 24,000 Port License | 1591369-5 |
| ICM Software; 48,000 Port License | 1591369-6 |
| ICM Software; 96,000 Port License | 1591369-7 |

Alternative port and service packages also available.

Managed Connectivity

Q4000 Managed Fiber Platform

Quareo forms one of the two hardware base technologies within TE's Managed Connectivity Solution.

The Fiber solution comprises of fiber network Chassis (1, 2 and 4U), which accommodate 0.5U blades (2, 4 and 8 respectively). Fiber blades support MPO-MPO and MPO-LC configurations. The portfolio is supported by a range of managed trunks and patch cords.

Q4000 Network Chassis: Q4200, Q4400, Q4800

Q4000 Series Network Chassis featuring Quareo™ Technology allow network personnel to view, manage and audit the physical layer. This means, for the first time, the physical layer is now subject to the same compliance policy as higher layers of the network. With 70% of network outages attributed to errors made in the physical layer, TE introduces a new category of products. Simply put, Quareo enables Managed Connectivity using connection point identification (CPID).



The Quareo Q4000 Series chassis are designed to accommodate the Q3000 blades for an unmanaged solution or the Q4000 blades for a managed solution utilizing CPID.

FEATURES

- Supports a Q4000 Series Chassis Controller
- User Indicators
 - Power: Green
 - Alert: Yellow
 - Status: Green/Red
- Reset Button
- Trunk and Fan-out brackets supplied for rear cable management
- Maintenance Services available on this product

SPECIFICATIONS

PHYSICAL:

| | |
|----------------------------|---|
| Rack Mounting: | EIA/ETSI/WECO/IEC 60297 19" equipment racks |
| Grounding: | 2-screw grounding location for standard grounding lug |
| Dimensions (HxWxD): | Q4200: 1U, 44.5 mm x 483 mm x 338 mm (1.75" x 19" x 13.3") |
| | Q4400: 2U, 88.9 mm x 483 mm x 338 mm (3.5" x 19" x 13.3") |
| | Q4800: 4U, 177.8 mm x 483 mm x 338 mm (7" x 19" x 13.3") |

ENVIRONMENTAL:

| | |
|-------------------------------|--|
| Operating Temperature: | -10 °C to +60° C (+14 °F to +140° F) |
| Storage Temperature: | -40 °C to +85° C (-40°F to +185° F) |
| Humidity: | 5% to 95% non-condensing RoHS Compliant |

| | |
|----------------------|-------------------------|
| Safety: | (UL), c(UL), CE, A-TICK |
| Flammability: | (UL) 94 V-0 UL 1863 |

| | |
|-------------|-----------------------------|
| EMC: | EMC Directive, 2004/108/EEC |
|-------------|-----------------------------|

ORDERING INFORMATION

| Description | Part Number |
|--|-------------|
| Q4200 (2 blades); 1U Network Chassis, accommodates 2 each Q4000 series blades | QCH-1RU |
| Q4400 (4 blades); 2U Network Chassis, accommodates 4 each Q4000 series blades | QCH-2RU |
| Q4800 (8 blades); 4U Network Chassis, accommodates 8 each Q4000 series blades | QCH-4RU |

Managed Connectivity

Q4000 Managed Fiber Platform

Q4000 Network Chassis: QCC-4 Chassis Controller

The QCC-4 Chassis Controller is compatible with Q4000 Series Chassis.



FEATURES

- Supports a Q4000 Series Chassis
- User Indicators
 - Ethernet Link: Green
 - Ethernet Activity: Yellow
- Maintenance Services available on this product

SPECIFICATIONS

PHYSICAL:

Dimensions (HxWxD): 25.2 mm x 87.9 mm x 124.7 mm
(0.99"x 3.46"x 4.91")

Electrical I/F: RJ45

Electrical Aux. I/F: 2-Pin Micro-Fit 3.0™

ENVIRONMENTAL:

Operating Temperature: -10° C to +60° C (+14° F to +140° F)

Storage Temperature: -40° C to +85° C (-40° F to +185° F)

Humidity: 5% to 95% non-condensing
RoHS Compliant

ELECTRICAL:

PoE Power: IEEE 802.3af Class 0

Auxiliary input Power: +48VDC @ 270mA

Safety: (UL), c(UL), CE, A-TICK
UL 1863

EMC: EMC Directive, 2004/108/EEC

Network: Supports 10Base-T and 100Base-TX

ORDERING INFORMATION

| Description | Part Number |
|---|-------------|
| QCC-4; Chassis Controller for Q4000 Network Chassis | QCPU-MCBM |


Managed Connectivity

Q4000 Managed Fiber Platform

Q4000 Blades

COMMON FEATURES

- Available in multimode and singlemode
- Blade Controller is hot swappable in blade
- Front cable management with removable designation labels
- Rear cable management tie down points to work with Q4000 Series Network Chassis Rear Cable Management
- Blade remains powered when extended to the first position
- User Indicators Blade Controller (LED)
Power: Green Alert: Yellow/Green
- User Indicators Blade (LED) Duplex Ports: Yellow/Green
- Maintenance services are available



FEATURES

- 0.5U blade
- 16 MPO ports on MPO-to-MPO blade
- 24 Duplex LC ports distributed from 2EA 12 fiber MPO cables on LC-to-MPO blade
- Supports Quareo enabled and standard 12 fiber MPO cables
- Supports Quareo enabled and standard LC-LC duplex patch cords
- Requires 1EA QBC-4 Blade Controller (ships with Blade)

SPECIFICATIONS

PHYSICAL

Dimensions (HxWxD): 19.3 mm x 438.4 mm x 373.1 mm (0.76" x 17.26" x 14.69")

ENVIRONMENTAL

Operating Temperature: -10° C to +60° C (+14° F to +140° F)
Storage Temperature: -40° C to +85° C (-40° F to +185° F)
Humidity: 5% to 95% non-condensing

ELECTRICAL

Input Power: 1.0 W Max.
Optical Interface
MPO-to-MPO: 12 Fiber MPO
LC-to-MPO: Duplex LC (front), 12 Fiber MPO (rear)

COMPLIANCE

Safety: RoHS Compliant
(UL), c(UL), CE, A-TICK
Flammability: (UL) 94 V-0
UL 1863
EMC: EMC Directive, 2004/108/EEC

ORDERING INFORMATION

| Description | Part Number |
|---|------------------|
| Chassis Blade Fiber; 16 Port (192 Fiber), MPO-to-MPO | |
| Multimode | QFB-192FMPOMMHR |
| Singlemode | QFB-192FMPOS MHR |
| Chassis Blade Fiber; 24 Port (48 Fiber), LC-to-MPO | |
| Multimode | QFB-48FDLCMM MHR |
| Singlemode | QFB-48FDLCMS MHR |
| Blank Blade Cover for Empty Blade Position Q4000/Q3000 | QBCB-HR |

Managed Connectivity

Quareo Managed Fiber Trunk Cables and Patch Cords

Quareo MPO-to-MPO Trunk Cables

FEATURES

- Plug-and-Play Cables to connect active equipment into the network
- Round design eliminates preferential bend issues which results in increased density and greater manageability
- Performance Specifications: OM3/OM4: Attenuation \leq 0.7 dB (max); RL \geq 20 dB (min)
OS2: Attenuation \leq 1.0 dB (max); RL \geq 55 dB (min)



ORDERING INFORMATION

| Product Description | Fiber Type | | | | Part Number |
|---------------------|------------|-----|-------|------------|-------------------|
| 12 Fiber LSZH | Singlemode | OS2 | Trunk | MPO-to-MPO | QFA-1WWSMZNXXXMAA |
| | Multimode | OM3 | Trunk | MPO-to-MPO | QFA-1FFM3ZNXXXMAA |
| | | OM4 | Trunk | MPO-to-MPO | QFA-1FFM4ZNXXXMAA |
| 24 Fiber LSZH | Singlemode | OS2 | Trunk | MPO-to-MPO | QFA-2WWSMZNXXXMAA |
| | Multimode | OM3 | Trunk | MPO-to-MPO | QFA-2FFM3ZNXXXMAA |
| | | OM4 | Trunk | MPO-to-MPO | QFA-2FFM4ZNXXXMAA |
| 48 Fiber LSZH | Singlemode | OS2 | Trunk | MPO-to-MPO | QFA-4WWSMZNXXXMAA |
| | Multimode | OM3 | Trunk | MPO-to-MPO | QFA-4FFM3ZNXXXMAA |
| | | OM4 | Trunk | MPO-to-MPO | QFA-4FFM4ZNXXXMAA |
| 96 Fiber LSZH | Singlemode | OS2 | Trunk | MPO-to-MPO | QFA-8WWSMZNXXXMAA |
| | Multimode | OM3 | Trunk | MPO-to-MPO | QFA-8FFM3ZNXXXMAA |
| | | OM4 | Trunk | MPO-to-MPO | QFA-8FFM4ZNXXXMAA |

Replace XXX with desired length in Meters. Example 001 for 1 m, 010 for 10 m. Additional configurations available upon request

Quareo Fiber Patch Cords

FEATURES

- Managed Fiber cables feature Quareo Technology with connection point identification
- Can be used in cross-connect, test, or equipment areas
- Standard Lengths: 1, 2, 3, 5 and 10 m
- Standard Colors: Aqua for multimode, Yellow for Singlemode
- Standard Materials: LSZH (plenum also available)
- Performance Specifications: OM3/OM4: Attenuation \leq 0.3 dB (max); RL \geq 20 dB (min)
OS2: Attenuation \leq 0.3 dB (max); RL \geq 55 dB (min)



ORDERING INFORMATION

| Product Description | Fiber Type | | Polarity | Part Number |
|---------------------|------------|-----|----------|------------------|
| LC-LC LSZH | Multimode | OM3 | A-to-A | QFPC-MPPM3ZAXXXM |
| | | | A-to-B | QFPC-MPPM3ZBXXXM |
| | | OM4 | A-to-A | QFPC-MPPM4ZAXXXM |
| | | | A-to-B | QFPC-MPPM4ZBXXXM |
| | Singlemode | OS2 | A-to-A | QFPC-MKKSMZAXXXM |
| | | | A-to-B | QFPC-MKKSMZBXXXM |

Replace XXX with desired length in meters E.G 001 for 1m. Other materials available upon request.

Managed Connectivity

Q2000 Managed Copper Platform


Quareo forms one of the two hardware base technologies within TE's Managed Connectivity Solution. The Copper solution comprises of patch panel (1 and 2U) in shielded and unshielded variants and is supported by a range of managed network cables.

Patch Panels: Q2324 and Q2348

Q2000 Series Patch Panels featuring Quareo Technology allow network personnel to view, manage and audit the physical layer. This means, for the first time, the physical layer is now subject to the same compliance policy as higher layers of the network. With 70% of network outages attributed to errors made in the physical layer, TE introduces a new category of products. Simply put, Quareo enables managed connectivity using connection point identification (CPID).

FEATURES

- Quareo enabled functionality with dual color port illumination via LEDs
- Integral cable management bar
- 45° IDC contacts providing secure, gas-tight connections
- Accepts 110 style termination tools
- Universal 568A/B wiring
- Discrete labeling system
- Maintenance services available on this product



SPECIFICATIONS

PHYSICAL:

Rack Mounting:

EIA/ETSI/WECO/IEC 60297 19" equipment racks

Dimensions (HxWxD):**Q2324**, 1U: 44.5 mm x 483 mm x 120 mm (1.75" x 19" x 4.75")**Q2348**, 2U: 88.9 mm x 483 mm x 120 mm (3.50" x 19" x 4.75")

ENVIRONMENTAL

Operating temperature:

-40° to 70° C (104 to 158° F)

Number of plug insertions:

≥750 (IEC/EN 60603-7)

Diameter range:**solid and stranded copper conductors:** 26AWG to 22 AWG (0.4 mm dia to 0.6 mm dia) solid core cable and 24AWG stranded cable.

Wire insulation diameter range: 1.04 mm to 1.60 mm (0.041" x 0.063")

Insulation resistance:

at 40°C and 93% RH ≥500 MΩ

Contact resistance:

≤1 mΩ typical

Contact re-terminations:

≥200

COMPLIANCE

UL/CSA Approved, CE, A-TICK

UL 94 V-0

UL1863

RoHS compliant

Performance to ANSI/TIA-568-C.2 and ISO 11801, Edition 2 for Category 6/Class E and Category 6_A/Class E_A.

Independently certified.

RJ socket, 8 positions FCC Part (IEC 60603-7)

ORDERING INFORMATION

| Description | Part Number |
|--|--------------|
| Q2324 ; 24 Port Patch panel WITH jacks, Cat. 6 _A , UTP | QCPP-24MC6AU |
| Q2348 ; 48 Port Patch Panel WITH jacks, Cat. 6 _A , UTP | QCPP-48MC6AU |
| Q2324 ; 24 Port Patch Panel WITH jacks, Cat. 6 _A , STP | QCPP-24MC6AS |
| Q2348 ; 48 Port Patch Panel WITH jacks, Cat. 6 _A , STP | QCPP-48MC6AS |

Managed Connectivity

Q2000 Managed Copper Platform

QPC-2 Panel Controller Compatible with Q2000 Patch Panels



FEATURES

- Panel controller operates with the Q2000 family of Network Patch Panels
- Designed to fit inside the rear cable manager without interfering with panel connectivity, does not require additional rack space
- Power can be supplied through IEEE 802.3af compliant switch port or additional auxiliary power supply (can be simultaneous)
- Link and activity status LEDs at the rear of unit
- Seamless power transition from PoE to aux supply
- Maintenance services available on this product

SPECIFICATIONS

| | |
|---|--|
| Product Dimensions (HxWxD): | 21 mm x 143 mm x 105 mm (0.82" x 5.62" x 4.142") |
| Environmental: | |
| Operating Temperature: | -10° C to +60° C (+14° F to +140° F) |
| Compliance | |
| Flammability: | (UL) 94 V-0 RoHS Compliant UL/CSA Approved, CE, C-TICK Conformance with 8 way modular (RJ45) jack requirements according to IEC-60603-7 series and TIA/EIA-968-A (FCC 68.500) |
| Alternate Input Power: Minimum requirements: | Alternate power source to comply with AC/DC desktop power supply brick. |
| Input Voltage: | 100-240VAC, 50-60Hz, 0.5A |
| Output Voltage: | 48VDC, 0.4A |

ORDERING INFORMATION

| Description | Part Number |
|--|-------------|
| QPC-2; Panel Controller for Q2000 Patch Panels | QCPU-MPPM-1 |

Managed Connectivity

Quareo Managed Copper Patch Cords

Category 6_A U/UTP and S/FTP

These managed cables exceed all performance requirements for Augmented Category 6 (Cat 6_A). The plug is designed with integrated strain relievers that prevent the cable from moving at the termination point when the cable is flexed, safeguarding circuit integrity and guaranteeing maximum performance. The strain relievers also ensure that proper bend radii are maintained throughout the network.



FEATURES

- Quareo Technology with connection point identification
- Connector Interface: Plug type RJ45 shielded/unshielded that conforms to 8 way modular RJ45 Jack according with IEC 60603-7 series and TIA/EIA-968-A.
- Latch Type: Snag-less
- Boot: Flexible with built in strain relief to maintain proper bend radius
- Wiring Configuration: T568A, T568B and Cross-over

SPECIFICATIONS

ELECTRICAL

ANSI/TIA-568-C.2 and ISO 11801, Edition 2 Category 6_A/Class E_A
Category 6, 5e, 5 and 3 backward compatible

ENVIRONMENTAL

Controlled Environment
GR-63, Section 4.1.2

Operating Temperature: -10° C to +60° C
Storage Temperature: -0° C to +50° C
Relative Humidity: 5% to 90% non-condensing
Relative Humidity: 5% to 95% non-condensing

COMPLIANCE

UL 94 V-0
TICK N355
C(UL)us 49S3
CE
RoHS and WEEE 2002/95/EC Directive on the restriction of the use of certain hazardous substances in electrical and electronic equipment

ORDERING INFORMATION

| Description | Available Colors | Available Lengths | Part Number | | |
|--|---|--|-------------|-------|-------------------|
| | Replace XX | Replace YY | | | |
| Category 6 _A U/UTP Managed Copper Cable | BL = Blue RD = Red OR = Orange GY = Grey GN = Green | 01 = 1 m 02 = 2 m 03 = 3 m 05 = 5 m | LSZH | T568B | QCPC-6ARUZH-XXYYM |
| Category 6 _A S/FTP Managed Copper Cable | WT = White YL = Yellow | 07.5 = 7.5 m 10 = 10 m | | | |

Note: Not all S/FTP types available in all colors. Please check with Customer Services.

Additional lengths, wiring schemes and shielding types available upon request.

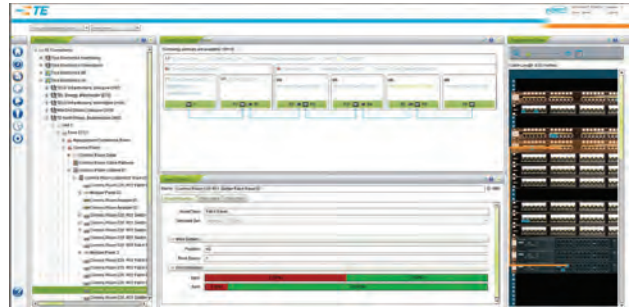
Managed Connectivity

ICM for AMPTRAC Technology

AMPTRAC Infrastructure Configuration Manager Software

FEATURES

- Fully automated documentation system
- Real time monitoring
- Automatic database update on changes
- Self-discovers Patch Cords
- Event logs and data base reports
- Programmable alerts
- Automated work order processing
- Auto-discovers IP devices
- Automatic re-synchronization on power outages
- User management
- Supports ITIL best practices
- ISO 20000 and BS 15000 compliant
- CSV data import
- Easy to use and intuitive menu structure



ORDERING INFORMATION

| Description | Part Number |
|----------------------|--------------------|
| ICM Software License | Sold with Analyzer |

Managed Connectivity

AMPTRAC Analyzer

AMPTRAC Analyzers

FEATURES

- Adds the physical layer to your network documentation system
- Universal analyzer design
 - Analyzer can be configured as a master or slave unit
 - Any unit can directly communicate to database server or through another analyzer
 - Virtually unlimited in number of ports/drops which can be monitored
- Very flexible design and implementation allowing for use in office buildings, data centers and remote/branch offices
- Analyzers sold with AMPTRAC ICM Software license
- Available in 384 port, 768 port or 1152 port versions (19", 1U)
- Shallow depth at 6.25" (160 mm)
- Suitable for shelve or 19" rack or cabinet mounting
- Large 4 line LCD display providing interactive communications with the database
- Use of latest and current circuitry design
- Minimum heat dissipation - no concerns over heat management in rack or cabinet
- Low power consumption and long lifetime
- Dual external PSUs supported



Remote Scanning module required

ORDERING INFORMATION

| Description | Part Number |
|---|-------------|
| AMPTRAC ANALYZER HD 1152 (ICM Included) | 1-1591360-1 |
| AMPTRAC ANALYZER HD 768 (ICM Included) | 2-1591360-3 |
| AMPTRAC ANALYZER HD 384 (ICM Included) | 3-1591360-1 |
| Additional External PSU | 1-1591364-0 |
| Scanning Module | 1-1591363-0 |


ICM also available without analyzer. Ask TE for more details

Managed Connectivity

AMPTRAC Scanning Module Cables

AMPTRAC Scanning Module Cable Assemblies

Every patch panel or switch port has a copper sensor pad associated with it. All sensor pads are connected to the AMPTRAC analyzer via a scanning module and scanning module cable. The scanning module has two types of connector, an RJ45 connector, which is used to connect the module to the analyzer via a standard Category 5 or Category 6 patch cable and a 2.0mm AMPMODU connector, which connects the module to the switch or patch panel via the scanning module cable. For monitored devices of less than 24 ports, multiple cables can be inserted into the AMPMODU connector equal to the 24 port total. Each scanning module cable is between 2-4 feet long allowing the scanning module to be located on the left or the right and be secured on the cable support management bar or onto the rack/cabinet.



ORDERING INFORMATION

| Description | # Positions | Length (ft) | Part Number |
|--|-------------|-------------|-------------|
| AMPTRAC patch panels utilizing the 6-position SL Interface Module, i.e. SL panels, HD Panels, Quick-Fit Panels; 110 Plug-n-Play to 2.0mm MODU Latching | 24 | 2 | 2111440-2 |
| 24-port Sensor Strips for electronics, EMEA AMPTRAC Ready and EMEA 7AS Panels (rear attachment); 2.0 mm MODU to 2.0mm MODU Latching | 24 | 2 | 2111441-2 |
| | 24 | 4 | 2111441-4 |
| AMPTRAC MRJ-21 patch panels, EMEA AMPTRAC Ready patch panels (front attachment), ACO; HD-22 to 2.0mm MODU Latching | 24 | 2 | 2111442-2 |
| AMPTRAC Fiber Optic MPO Cassettes; RJ-11 to 2.0mm MODU Non-Latching | 6 | 1.5 | 2111443-1 |
| AMPTRAC MRJ21 XG quick fit Cassette | 8 | 2 | 2153175-2 |
| | 2 | 4 | 2111444-4 |
| | 6 | 4 | 2111445-4 |
| | 8 | 4 | 2111446-4 |
| | 12 | 4 | 2111447-4 |
| | 16 | 4 | 2111448-4 |

Managed Connectivity

AMPTRAC Fiber Platform


AMPTRAC Optical Fiber Patch Panels

FEATURES

- Available for LC Duplex and SC Duplex systems
- Available in OM3, OM4 and singlemode
- Support field termination or use with MPO cassettes
- Duplex LC SL Series inserts sold separately.

ORDERING INFORMATION

| Description | Part Number |
|--|-------------|
| Snap-In SC Adaptor Plate, 6 ports (12 fibers); Fiber Type: Multimode (beige) | 1435657-1 |
| Snap-In SC Adaptor Plate, 6 ports (12 fibers); Fiber Type: Singlemode (blue) | 1435657-2 |
| Snap-In SC Adaptor Plate, 6 ports (12 fibers); Fiber Type: Singlemode APC (green) | 1435657-3 |
| MPO/SC Snap-In Cassette, 6 ports (12 fibers); Pairs: straight; Fiber Type: OM3 XG 10 Gb/s | 1435688-1 |
| MPO/SC Snap-In Cassette, 6 ports (12 fibers); Pairs: flipped; Fiber Type: OM3 XG 10 Gb/s | 1435688-2 |
| MPO/SC Snap-In Cassette, 6 ports (12 fibers); Pairs: straight; Fiber Type: Singlemode | 1435689-1 |
| MPO/SC Snap-In Cassette, 6 ports (12 fibers); Pairs: flipped; Fiber Type: Singlemode | 1435689-2 |
| MPO/LC Quick-Fit Cassette, 6 ports (12 fibers); Pairs: straight; Fiber Type: OM3 XG 10 Gb/s | 1671209-3 |
| MPO/LC Quick-Fit Cassette, 6 ports (12 fibers); Pairs: flipped; Fiber Type: OM3 XG 10 Gb/s | 1-1671209-3 |
| MPO/LC Quick-Fit Cassette, 6 ports (12 fibers); Pairs: straight; Fiber Type: Singlemode | 1671209-4 |
| MPO/LC Quick-Fit Cassette, 6 ports (12 fibers); Pairs: flipped; Fiber Type: Singlemode | 1-1671209-4 |
| MPOOptimate/LC Quick-Fit Cassette, 6 ports (12 fibers); Pairs: straight; Fiber Type: OM4 | 1671229-5 |
| MPOOptimate/LC Quick-Fit Cassette, 6 ports (12 fibers); Pairs: flipped; Fiber Type: OM4 | 1-1671229-5 |
| LC AMPTRAC Quick-Fit Module, 6 ports (12 fibers); Fiber Type: OM3 XG 10 Gb/s | 1933420-2 |
| LC AMPTRAC Quick-Fit Module, 6 ports (12 fibers); Fiber Type: SM | 1933420-3 |
| 1U drawer loaded with 24 LC Duplex AMPTRAC Inserts (48 fibers); Fiber Type: Singlemode | 1671149-1 |
| 1U drawer for loaded with 24 LC Duplex AMPTRAC Inserts (48 fibers); Fiber Type: OM3 XG 10 Gb/s | 1671149-3 |
| 1U Drawer for 4 MPO AMPTRAC Quick-Fit Cassettes or Quick-Fit modules | 1671149-5 |



Managed Connectivity

AMPTRAC Fiber Patch Cords

AMPTRAC Fiber Optic Patch Cords

FEATURES

- Exceeds optical performance specifications for OM3, OM4 and single mode
- Patch Cord assemblies contain copper conductor connected to external pin
- External pin makes contact with sensor pad on Patch Panel or switch
- Cable is a mini-tri-zip design for flexibility and small size
- Available for LC Duplex and SC Duplex assemblies
- MPOptimate Optical performance:
Attenuation :IL ≤ 0.15dB, Return Loss: RL ≥ 35dB
- SM Optical performance:
Attenuation: IL ≤ 0.5 dB, return Loss: RL ≥ 20dB



LC DUPLEX



SC DUPLEX

ORDERING INFORMATION

| Description | Part Number | Y- -X | Length |
|--|-------------|-------|--------|
| LC Duplex to LC Duplex; MPOptimate OM4 | Y-2160052-X | 0- -1 | 1 m |
| LC Duplex to LC Duplex; OM3 XG 10 Gb/s | Y-2055438-X | 0- -2 | 2 m |
| LC Duplex to LC Duplex; Singlemode | Y-1435791-X | 0- -3 | 3 m |
| LC Duplex to SC Duplex; OM3 XG 10 Gb/s | Y-1435796-X | 0- -5 | 5 m |
| LC Duplex to SC Duplex; Singlemode | Y-1435797-X | 0- -7 | 7 m |
| SC Duplex to SC Duplex; OM3 XG 10 Gb/s | Y-1435725-X | 1- -0 | 10 m |
| SC Duplex to SC Duplex; Singlemode | Y-1435726-X | | |

Managed Connectivity

AMPTRAC Copper Platform

MRJ21 XG Quick-Fit AMPTRAC Cassette 8 Port (10 Gb/s)

FEATURES

- Adds AMPTRAC functionality to MRJ21 XG cabling
- Compatible to MRJ21 XG cable assemblies for 10GbE performance

Color: black (RAL 9005)

ORDERING INFORMATION



| Description | Part Number |
|---|-------------|
| MRJ21 XG Quick-Fit AMPTRAC cassette for 10GBase-T | 2153091-1 |

MRJ21 XG 19" AMPTRAC Patch Panel, 1U, straight

FEATURES

- Adds AMPTRAC functionality to MRJ21 XG cabling
- Factory terminated and tested solution
- Compatible with MRJ21 XG cable assemblies for 10GbE performance
- Straight panel with either 24 or 48 ports on 1U

Color: black (RAL 9005)

ORDERING INFORMATION



| Description | Part Number |
|---|-------------|
| Straight AMPTRAC panel 1U for 10GbE; MRJ21 Plugs: 6; RJ-45 Ports: 24 | 2153040-1 |
| Straight AMPTRAC panel 1U for 10GbE; MRJ21 Plugs: 12; RJ-45 Ports: 48 | 2153049-1 |

MRJ21 AMPTRAC Patch Panels

FEATURES

- High-density, small form factor connectivity
- Factory terminated and tested
- Modular, pluggable design
- 4 pair MRJ21 Patch Panels for 10Base, 100Base-T and 1000Base-T
- 2 pair MRJ21 Patch Panels for 10Base and 100Base-T

ORDERING INFORMATION

| Description | Part Number |
|---|-------------|
| Shielded 24 port straight Patch Panel; 4 pair (10/100/1000Base-T) | 1711944-2 |
| Unshielded 24 port straight Patch Panel; 4 pair (10/100/1000Base-T) | 1777029-2 |
| Unshielded 48 port straight Patch Panel; 4 pair (10/100/1000Base-T) | 1777041-1 |
| Unshielded 48 port straight Patch Panel; 2 pair (10/100Base-T) | 1777042-1 |
| Unshielded 48 port angled Patch Panel; 4 pair (10/100/1000Base-T) | 1777053-1 |



Managed Connectivity


AMPTRAC Copper Platform

Category 6 - AMPTRAC PCB Patch Panel (STP)

FEATURES

- 19", 1U, RJ-45 Patch Panel with 24 ports
- Category 6 Pyramid tested
- LSA-Plus® tool compatible enhanced 110 IDC blocks
- 10 Gigabit Ethernet ready
- Rear cable management
- Cover adapts to different cable diameters via variable snap-in position
- Shield connection separated from strain relief
- Including grounding bolt
- Universal wiring - T568 A or B wiring pattern
- Protected PCB

Color: black (RAL 9005)



ORDERING INFORMATION

| Description | Part Number |
|--|-------------|
| Shielded Cat. 6 Full AMPTRAC 24 port Patch Panel, Color: black | 1644042-1 |

Category 6 - AMPTRAC PCB Patch Panel (UTP)

FEATURES

- 19", 1U, RJ-45 Patch Panel with 24 ports
- Category 6 Pyramid tested
- LSA-Plus® tool compatible enhanced 110 IDC blocks
- 10 Gigabit Ethernet ready
- Rear cable management
- Including grounding bolt
- Universal wiring - T568 A or B wiring pattern
- Protected PCB

Color: black (RAL 9005)



ORDERING INFORMATION

| Description | Part Number |
|--|-------------|
| Unshielded Cat. 6 Full AMPTRAC 24 port Patch Panel, Color: black | 1711147-1 |


Managed Connectivity

AMPTRAC Copper Platform

STP/UTP SL 110C Jack Patch Panels (w/o Rear Cable Management)

FEATURES

- Available in standard straight version or in angled version for improved cable and space management
- Uses AMP NETCONNECT high-performance SL Series 110C Modular Jacks
- I/O connection made with 110C PlugnPlay Cable Assembly
- Cost-effective AMPTRAC *Ready!* solution: install AMPTRAC Patch Panels now and analyzer and software later
- Category 6 Patch Panels come with Modular Jacks bagged separately (unloaded) for field termination with SL Series Modular Jack Termination Tool.



ORDERING INFORMATION

| Description | Part Number |
|--|-------------|
| Unshielded Cat. 6, 24 port panel; Type: Straight; Height: 1U | 1933327-1 |
| Unshielded Cat. 6, 48 port panel; Type: Straight; Height: 2U | 1933328-1 |
| Unshielded Cat. 6, 24 port panel; Type: Angled; Height: 1U | 1933329-1 |
| Unshielded Cat. 6, 48 port panel; Type: Angled; Height: 2U | 1933330-1 |
| Shielded XG 24 Port Panel; Type: Straight; Height: 1U | 1933331-1 |
| Shielded XG 48 Port Panel; Type: Straight; Height: 2U | 1933332-1 |
| Shielded XG 24 Port Panel; Type: Angled; Height: 1U | 1933333-1 |
| Shielded XG 48 Port Panel; Type: Angled; Height: 2U | 1933334-1 |

Category 3 - AMPTRAC *Ready!* 50 Port Telephone Patch Panel

FEATURES

- 19", 1U, Telephone Panel with 50 ports
- AMPTRAC *Ready!* high-end version
- Active Pin-out: 36,45
- Conductor diameter range from AWG 26-22 (0.4-0.65 mm)
- Easy upgrade to AMPTRAC Infrastructure Management
- Rear cable management for multipair cables
- 110Connect blocks for conductor insulation diameters up to 1.28 mm



ORDERING INFORMATION

| Description | Part Number |
|---|-------------|
| AMPTRAC <i>Ready!</i> 50 port panel; Color: light gray (RAL 7035) | 1394060-1 |
| AMPTRAC <i>Ready!</i> 50 port panel; Color: black (RAL 9005) | 1394060-2 |
| I/O upgrade kit to full AMPTRAC | 1435954-1 |

Managed Connectivity

AMPTRAC Copper Platform

STP & UTP Quick-Fit Modules

FEATURES

- Used to add AMPTRAC functionality to AMP-TWIST SL Jack cabling
- STP version has automatic bonding by design
- Labels included
- Set of 4 modules



ORDERING INFORMATION

| Description | Part Number |
|--|-------------|
| STP AMPTRAC ready Quick-Fit module (4 pcs) | 1933196-1 |
| UTP AMPTRAC ready Quick-Fit module (4 pcs) | 1933197-1 |

Angled AMPTRAC Modular Quick-Fit Panel (unloaded)

FEATURES

- 19" 1U angled modular Patch Panel to be equipped with different SlimLine jacks without dust cover
- Adjustable & removable rear cable bracket incl. easy to use cable organizing CaRe-clips
- Including grounding bolt



Color: black (RAL 9005)

ORDERING INFORMATION

| Description | Part Number |
|--|-------------|
| Angled Full AMPTRAC Modular panel for UTP SL Jacks | 1-1671136-3 |
| Angled Full AMPTRAC Modular panel for STP SL Jacks | 1-1671136-4 |

Flushmount AMPTRAC Modular Quick-Fit Panel (unloaded)

FEATURES

- 19" 1U unloaded flushmount panel to be equipped with different SlimLine jacks
- Suitable for UTP and STP jacks
- Including grounding bolt

Color: black (RAL 9005)



ORDERING INFORMATION

| Description | Part Number |
|---------------------------------------|-------------|
| Flushmount Full AMPTRAC Modular Panel | 1-1671187-1 |

Flushmount AMPTRAC Standard Patch Panel (unloaded)

FEATURES

- 19" unloaded flushmount Patch Panel to be equipped with different SlimLine jacks
- Full AMPTRAC
- Accepts up to 24 SL Jacks without dust cover
- Including grounding bolt



ORDERING INFORMATION

| Description | Part Number |
|--|-------------|
| Full AMPTRAC unloaded Panel for AMP-TWIST 6 jacks; Color: black (RAL 9005) | 1711685-4 |
| Full AMPTRAC unloaded Panel for AMP-TWIST 7 jacks; Color: black (RAL 9005) | 1711742-1 |

AMPTRAC Scanning Module Upgrade Kit for 1U Patch Panels

FEATURES

- Brings AMPTRAC functionality to AMPTRAC *Ready!* Patch Panels
- Front and rear Scanning Module cable connection



ORDERING INFORMATION

| Description | Part Number |
|--|-------------|
| AMPTRAC Upgrade Kit with front Scanning Module port, Color: black | 1711148-1 |
| AMPTRAC Upgrade Kit with rear Scanning Module port, Color: black | 1711148-4 |
| AMPTRAC Cat. 7 Δ S Upgrade Kit with rear Scanning Module port; Color: black | 1711749-1 |

Managed Connectivity

AMPTRAC Copper Patch Cords

Twisted Pair Patch Cords Assemblies

FEATURES

- Patch Cord assemblies contain 9th conductor that is connected to external probe molded into the modular plug boot
- External probe makes contact with sensor pad on Patch Panel or switch
- Off-center probe designed to accommodate stacked-jack LAN switch configurations
- LSZH jacket
- Over-molded snagless boots

Color: white



ORDERING INFORMATION

| Description | Performance | Part Number |
|--|--|-------------|
| 4pr AMPTRAC: AMP-TWIST 7 _A S to AMP-TWIST 7 _A S; LSZH S/FTP | Cat. 7 _A / Class F _A | Y-1711755-X |
| 4pr AMPTRAC: AMP-TWIST 7 _A S to RJ-45; LSZH S/FTP | Cat. 6 _A / Class E _A | Y-1711756-X |
| 4pr AMPTRAC: RJ-45 to RJ-45; LSZH S/FTP | Cat. 6/ Class E _A | Y-1711548-X |
| 2pr AMPTRAC: AMP-TWIST 7 _A S to RJ-45, Ethernet pinout 1236; LSZH S/FTP | Cat. 5E/ Class D | Y-1711757-X |
| 2pr AMPTRAC: AMP-TWIST 7 _A S to RJ-45, ISDN pinout 3645; LSZH S/FTP | Cat. 5E/ Class D | Y-1711760-X |
| 4pr AMPTRAC: RJ-45 to RJ-45; LSZH UTP, 1 m | Cat. 6/ Class E _A | 1711351-5 |
| 4pr AMPTRAC: RJ-45 to RJ-45; LSZH UTP, 2 m | Cat. 6/ Class E _A | 1711351-6 |
| 4pr AMPTRAC: RJ-45 to RJ-45; LSZH UTP, 3 m | Cat. 6/ Class E _A | 1711351-7 |
| 4pr AMPTRAC: RJ-45 to RJ-45; LSZH UTP, 5 m | Cat. 6/ Class E _A | 1711351-8 |

| Y- X | Length |
|-------|--------|
| 0- -1 | 1 m |
| 0- -2 | 2 m |
| 0- -3 | 3 m |
| 0- -5 | 5 m |

Managed Connectivity

AMPTRAC Sensor Strips

Sensor Strips for LAN Electronics

FEATURES

- Sensor strips are readily available for a number of LAN electronic equipment types
- Easy mounting and installation
- The below Product Parts shows a selection of commonly used switch models
- Custom sensor strips can be designed on request to work with other LAN electronic equipment (LAN equipment manufacturer, model number, and model revision are required in determining the selection of the proper sensor strip)

Important note: Port footprint of LAN electronic model may be changed by manufacturer without notification! To prevent sensor pad mismatch, always double-check your actual LAN electronics model with scaled sensor strip template (PDF). For switch models not listed or additional information ask your local AMP NETCONNECT sales contact.



ORDERING INFORMATION

| Description | Part Number |
|--|-------------|
| Ports per Strip: 24; Typical Switch: CISCO 4000 and 6000, 48-Port Blades | 1435346-1 |
| Ports per Strip: 24; Typical Switch: CISCO 3500 and 4548, 48-Port | 1435346-4 |
| Ports per Strip: 24; Typical Switch: CISCO 2950, 3500, 3750, 24-Port | 1435346-5 |
| Ports per Strip: 2; Typical Switch: CISCO 3500 Fiber Uplink Ports | 1435818-1 |
| Ports per Strip: 16; Typical Switch: CISCO GBIC, 16-Port Blade | 1435820-1 |
| Ports per Strip: 26; Typical Switch: CISCO 2950, 24-Port + 2 Uplink Ports | 1435827-1 |
| Ports per Strip: 16; Typical Switch: EXTREME Summit 48i | 1435927-1 |
| Ports per Strip: 24; Typical Switch: NORTEL BAYSTACK 450-24T, 24-Port | 1435933-1 |
| Ports per Strip: 24; Typical Switch: CISCO MT-RJ 6000, 24-Port Blade | 1435937-1 |
| Ports per Strip: 24; Typical Switch: NORTEL BAYSTACK 470-48T, 48-Port | 1435939-1 |
| Ports per Strip: 2; Typical Switch: Generic Fiber Uplink Ports | 1435950-1 |
| Ports per Strip: 12; Typical Switch: EXTREME Summit 1i & 5i and Alpine 3808 | 1435952-1 |
| Ports per Strip: 2; Typical Switch: ALCATEL 6648 Fiber Uplink Ports | 1479890-1 |
| Ports per Strip: 48; Typical Switch: CISCO 6148, 48 ports | 1499651-1 |
| Ports per Strip: 48; Typical Switch: NORTEL BAYSTACK 5520 | 1499660-1 |
| Ports per Strip: 24; Typical Switch: ALCATEL OmniSwitch OS6624, 24-Port | 1777005-1 |
| Ports per Strip: 24; Typical Switch: NORTEL PASSPORT 8648, 24-Port | 1777014-1 |
| Ports per Strip: 12; Typical Switch: Generic Stacked, 14 mm Spacing, 12-Port | 1777019-1 |
| Ports per Strip: 8; Typical Switch: HP Procurve J4111A | 1933098-1 |
| Ports per Strip: 24; Typical Switch: HP Procurve J8702A & 3500yl | 1933899-1 |

Managed Connectivity

Accessories

Cable Management Brackets and Bars

FEATURES

- Brackets and bars provide support for Scanning Module cables or Patch Cords
- Front mount to monitored Patch Panels and switches
- Adjustable universal brackets for use at left or right panel edge



ORDERING INFORMATION

| Description | Part Number |
|---|-------------|
| Scanning Module cable retainer bracket for CISCO 3500, 48 port switch | 1435779-1 |
| Universal Scanning Module cable bracket 40 mm, single-side-mount | 1499659-1 |
| Universal Scanning Module cable bracket 100 mm, single-side-mount | 1499659-2 |
| Universal Scanning Module cable bracket 448 mm, double-side-mount | 1499659-3 |
| 1U Cable Management Bar Rack Mounting | 1557548-1 |
| Patch Cord management bar | 1711344-1 |
| 1U Cable Management Bar Patch Panel Mounting | 1933425-1 |

9. Optical LAN Solutions

| | |
|---|-----|
| Introduction..... | 114 |
| Rapid Fiber Distribution Hub (iFDH) | 115 |
| Splitter Modules & Fiber Distribution Terminal..... | 116 |
| Wall Boxes..... | 117 |
| Fiber Panels and Connectivity..... | 118 |

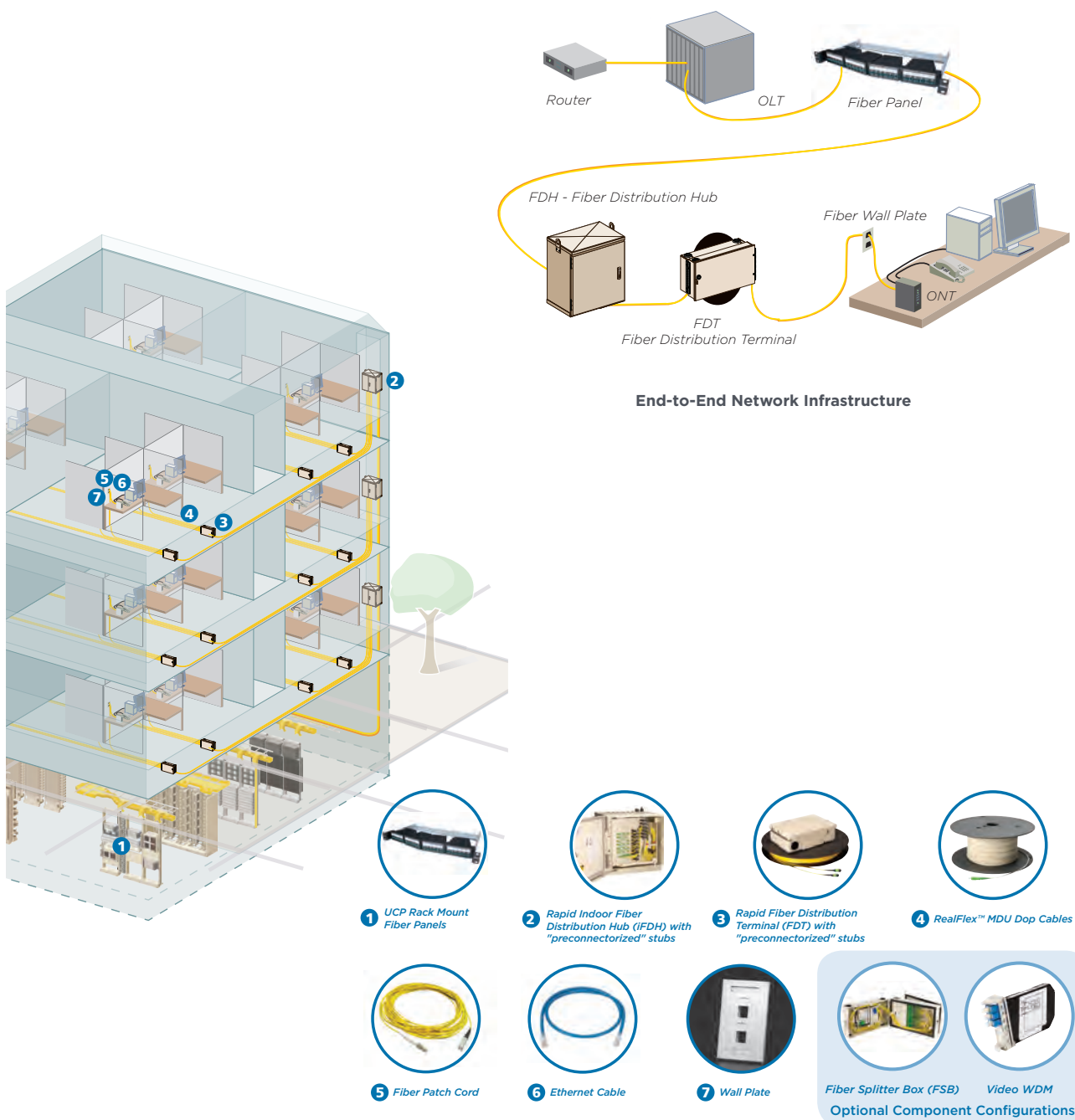
Optical LAN Solution

Introduction

As optical fiber moves closer to end users, rapid changes are underway in both the data center and the equipment closet. As a result, new installation and maintenance techniques are being employed within enterprise applications. Passive Optical Network (PON) applications are now being deployed. Fiber is no longer limited to just access equipment. Fiber connectivity to a single user is a reality.

TE Connectivity offers a complete, end-to-end PON infrastructure solution called Optical LAN Solutions (OLS). From the data center to the desktop, our customers have tapped the experience and innovation of TE to build their PON networks. TE's suite of end-to-end connectivity solutions is truly comprehensive. This ordering guide highlights the most commonly used components that feature field-proven attributes that save time, money, and can help improve customer satisfaction.

The diagram below highlights a PON deployment using the TE OLS solution. Each number corresponds to a specific innovative TE solution which is described in more detail in this ordering guide.



Optical LAN Solution


Rapid Fiber Distribution Hub (iFDH)

Rapid Fiber Distribution Hub (iFDH)

TE's Rapid Fiber Distribution Hub organizes and administers optical fiber cables and passive optical splitters for enterprise PON applications. The enclosures support plug-and-play termination with a cross-connect/interconnect interface that makes installation, maintenance, and changes faster and easier. The RapidReel™ feeder cable speeds up installation time and conveniently stores slack inside the iFDH.

FEATURES

- Support plug-and-play termination
- Can be either wall or rack mounted with the hardware provided
- Traditional swing-frame design allows superior rear access
- Includes RapidReel™ feeder cable
- Designed to meet NEMA-12 requirements
- UL 1863 Listed



2 Rapid Indoor FDH with Easy Access to Built-in MPO Panel

ORDERING INFORMATION

| Description | Feeder Cable Type | Distribution Type | Feeder Stub Length | Part Number |
|--|-------------------|-------------------|--------------------|--------------------|
| 72-Port for up to 9 splitters | 12-fiber plenum | 6 MPO adapters | 100' | OLH-MK072J00M0MKCA |
| | | | 250' | OLH-MK072J00M0MKEA |
| | | | 500' | OLH-MK072J00M0MKBA |
| 288-Port for up to 18 splitters | 24-fiber plenum | 24 MPO adapters | 100' | OLH-MM288J00M0MKCB |
| | | | 250' | OLH-MM288J00M0MKEB |
| | | | 500' | OLH-MM288J00M0MKBB |
| 432-Port for up to 22 splitters | | 36 MPO adapters | 100' | OLH-MN432J00M0MKCB |
| | | | 250' | OLH-MN432J00M0MKEB |
| | | | 500' | OLH-MN432J00M0MKBB |

*Note: Splitters are purchased separately; ordering information on the following page.

Optical LAN Solution

Splitter Modules & Fiber Distribution Terminal

Mini Plug & Play Splitter Modules

TE's Mini Plug & Play Splitter Modules support centralized splitting architectures. The modules are available in a wide range of split ratios and are used in TE's iFDH OLH series cabinets. The rugged packaging is built for high performance, while the true plug & play design reduces installation time.

FEATURES

- Bend-optimized fiber and ruggedized extreme temperature cabling
- Operating temperature range -55° to +85° C
- Superior loss performance at 1490 and 1550 wavelengths
- Easy to insert and remove without affecting adjacent splitters
- Allows pass-through of up to 2 fibers per splitter
- UL 1863 Listed



ORDERING INFORMATION


| Description | | Part Number |
|---|-----------------|--------------|
| Optical Splitter Module Angled SC Pigtailed | 1 x 32 splitter | OLS-MPP13266 |
| | 1 x 16 splitter | OLS-MPP11666 |
| | 1 x 8 splitter | OLS-MPP10866 |
| | 2 x 32 splitter | OLS-MPP12A66 |

Rapid Fiber Distribution Terminal

TE's Rapid Fiber Distribution Terminal (FDT) provides a compact, NEMA-12 rated solution for connecting optical fiber cables within enterprise environments and serve as the distribution point between the Rapid iFDH and the user area. It eliminates the need for splice cases and separate cable assemblies by integrating the RapidReel cable payout system. Use of factory terminated and tested MPO connectors instead of splicing provide a plug-and-play environment that reduces labor costs and speeds project completion. The Rapid FDT provide a lockable consolidation point and localized patch field, allowing for precise cable length customization in the field, while reducing overall cable volume and simplifying routing from the FDH to the user area. The iFDT's compact footprint enables it to be placed under raised floors or wall mounted.

FEATURES

- Built-in RapidReel technology allows for easy payoff of MPO stub
- Patented break-away spool flanges reduce slack storage size to within the enclosure's footprint
- Utilizes Reduced Bend Radius Fiber
- UL 1863 Listed



3 Rapid FDT
(using slider adapter packs)

ORDERING INFORMATION

| Description | Stub | Feeder Stub Length | Part Number |
|--|------|--------------------|-------------------|
| 12-fiber Loose tube plenum cable | MPO | 100' | OLR-SJ12J00D1002A |
| | | 200' | OLR-SJ12J00D2002A |
| | | 300' | OLR-SJ12J00D3002A |
| 24-fiber Loose tube plenum cable | | 100' | OLR-SJ24J00D1002A |
| | | 200' | OLR-SJ24J00D2002A |
| | | 300' | OLR-SJ24J00D3002A |

Optical LAN Solution

Wall Boxes

Wall Boxes

TE's Fiber Splitter Boxes (FSB) are mini Fiber Distribution Hubs that can be used for plug and play (PNP) or fusion splice applications.

When used as a plug and play box, they are ideal for uses such as lower count floors or buildings, extra capacity requirements beyond the standard Fiber Distribution Hub (FDH), and when localized splitting or physical path redundancy (using a 2 x 32 split) is desired.

The same box can also be used to extend services beyond the primary building to other smaller buildings with limited users on the campus. In this type of application, the FSB is typically spliced to the OSP fiber cable connecting the buildings and would offer the optical splitting required to provide PON services to the second building.

These wall boxes provide a small footprint for splitting, terminating, and splicing. FSBs accept standard plug and play splitters and can be easily added after the wall box has been installed. FSBs accommodate 1 x 8, 1 x 16, 1 x 32, and 2 x 32 splitters. Wall mounting provides significant space savings and the unique swing frame design allows for easy access to the back section of the wall box.



FSB-32 Indoor Enclosure

FEATURES AND BENEFITS

- Dual hinge design creates separation between rear splitter section and front customer side access
- Splitters can be easily installed after wall box installation allowing for separate purchase
- Provides up to 32 customer access ports per splitter
- Dual hinge provides small footprint on the wall while maintaining excellent hand access to connectors
- Accepts standard PNP splitter modules (same as iFDH)
- UL 1863 Listed

ORDERING INFORMATION

| Description | Part Number | |
|---|--|------------------|
| FSB-32 Indoor Enclosure; with SC/APC adapters, 32-fiber distribution | No splitters, no splice trays | OSB-SBJ032000000 |
| | No splitters, with heat shrink splice trays | OSB-SBJ232000000 |
| | 1 x 32 splitter installed, no splice trays | OSB-SBJ032A10000 |
| | 1 x 32 splitter installed, with heat shrink splice trays | OSB-SBJ232A10000 |
| | 2 x 32 splitter installed, no splice trays | OSB-SBJ032G10000 |
| | 2 x 32 splitter installed, with heat shrink splice trays | OSB-SBJ232G10000 |
| Optical Splitter Module - Angled SC Pigtails | 1 x 32 splitter | OLS-MPP13266 |
| | 1 x 16 splitter | OLS-MPP11666 |
| | 1 x 8 splitter | OLS-MPP10866 |
| | 2 x 32 splitter | OLS-MPP12A66 |


Optical LAN Solution

Fiber Connectivity

SC Simplex Drop Cable

ORDERING INFORMATION

| Description | Part Number |
|--|-------------|
| SC/APC-SC/APC Simplex Drop Cable G.657-A.2, yellow | Y-2160593-X |
| SC/APC-SC/UPC Simplex Drop Cable G.657-A.2, yellow | Y-2160594-X |



| Y- -X | Length | Y- -X | Length | Y- -X | Length | Y- -X | Length | Y- -X | Length | Y- -X | Length |
|-------|--------|-------|--------|-------|--------|-------|--------|-------|--------|-------|--------|
| 0- -1 | 1 m | 0- -5 | 5 m | 2- -5 | 25 m | 4- -5 | 45 m | 6- -5 | 65 m | 8- -5 | 85 m |
| 0- -2 | 2 m | 1- -0 | 10 m | 3- -0 | 30 m | 5- -0 | 50 m | 7- -0 | 70 m | 9- -0 | 90 m |
| 0- -3 | 3 m | 1- -5 | 15 m | 3- -5 | 35 m | 5- -5 | 55 m | 7- -5 | 75 m | 9- -5 | 95 m |
| 0- -4 | 4 m | 2- -0 | 20 m | 4- -0 | 40 m | 6- -0 | 60 m | 8- -0 | 80 m | | |

SC to MPO Quick-Fit cassettes or MPO to MPO modules

For SC and MPO fiber management please use our MPOptimate Quick-Fit cassettes and modules

- for MPO to SC Quick-Fit cassettes please see Chapter 1 - MPO/MPOptimate System



- for MPO Coupler Quick-Fit modules please see Chapter 1 - MPO/MPOptimate System




10. AMP CO System

| | |
|---------------------------------|-----|
| AMP CO Ultra Panels | 120 |
| AMP CO Ultra Outlets | 123 |
| AMP CO Inserts..... | 127 |
| AMP CO Tools & Accessories..... | 134 |

AMP CO Ultra Quick-Fit 8 Port Patch Panel

FEATURES

- 19" 1U patch panel for 8 AMP CO Ultra Inserts
- Fast termination and easy assembly
- Shielded housing with patented automatic shielding clamp
- Straight cable exit plus management bar
- Kit includes 4 AMP CO Ultra Quick-Fit Kits, mounting material and grounding bolt
- Performance up to 2.0 GHz




ORDERING INFORMATION

| Description | Color | Part Number |
|---|-----------------------|-------------|
| AMP CO Ultra Quick-Fit 8 Port Patch Panel | Light grey (RAL 7035) | 2153112-1 |
| | Black (RAL 9005) | 2153112-3 |

AMP CO Ultra Quick-Fit 16 Port Patch Panel

FEATURES

- 19" 2U patch panel for 16 AMP CO Ultra Inserts
- Fast termination and easy assembly
- Shielded housing with patented automatic shielding clamp
- Straight cable exit plus management bar
- Kit includes 8 AMP CO Ultra Quick-Fit Kits, mounting material and grounding bolt
- Performance up to 2.0 GHz




ORDERING INFORMATION

| Description | Color | Part Number |
|--|-----------------------|-------------|
| AMP CO Ultra Quick-Fit 16 Port Patch Panel | Light Grey (RAL 7035) | 2153113-1 |
| | Black (RAL 9005) | 2153113-3 |

AMP CO Ultra 24 Port High Density Patch Panel

FEATURES

- 19" 2U patch panel for 24 AMP CO Ultra Inserts
- Fast termination and easy assembly
- Shielded housing with patented automatic shielding clamp
- Straight cable exit plus management bar
- Kit includes 24 die cast housings, 24 AMP CO Plus Edge Connectors, frames, mounting material and grounding bolt
- Performance up to 2.0 GHz



ORDERING INFORMATION

| Description | Color | Part Number |
|---|-----------------------|-------------|
| AMP CO Ultra 24 Port High Density Patch Panel | Light Grey (RAL 7035) | 1711686-1 |
| | Black (RAL 9005) | 1711686-3 |

UCP Patch Panel Angled and Flushmount

Please refer to Chapter 4, page 44



AMP CO System

AMP CO Ultra Panels

AMP CO Ultra Quick-Fit Kit

FEATURES

- Fits in UCP Patch Panel angled and flush mount as well as consolidation point boxes
- Fast termination and easy assembly
- Shielded housing with patented automatic shielding clamp
- Kit includes 2 die-cast housings, 2 shielded edge connectors and frame for labelling
- Performance up to 2.0 GHz



ORDERING INFORMATION

| Description | Color | Part Number |
|----------------------------|------------------|-------------|
| AMP CO Ultra Quick-Fit Kit | Black (RAL 9005) | 2153014-1 |

CP Box for Quick-Fit Cassettes & Modules

FEATURES

- Consolidation point box ready for 1 AMP CO Ultra Quick-Fit Kits
- Robust sheet metal construction
- Two separate zones; installation zone and user zone
- Hinged cover with knurled screw
- Dust protection for the full connection
- Grounding bolt included



ORDERING INFORMATION

| Description | Color | Part Number |
|--|------------------|-------------|
| CP Box for Quick-Fit Cassettes & Modules | Black (RAL 9005) | 1-1671414-1 |

AMP CO Ultra Distribution Box

FEATURES

- 1U distribution box for surface mount or raised floor use for 8 AMP CO Ultra Inserts
- Robust sheet metal construction
- Fast termination and easy assembly
- Shielded housing with patented automatic shielding clamp
- Kit includes 4 AMP CO Ultra Quick-Fit Kits, mounting material and grounding bolt
- Performance up to 2.0 GHz




ORDERING INFORMATION

| Description | Color | Part Number |
|-------------------------------|------------------|-------------|
| AMP CO Ultra Distribution Box | Black (RAL 9005) | 2153173-3 |

AMP CO Ultra Installation Kit DIN 50x50

FEATURES

- Fast termination and easy assembly
- Shielded installation kit flush mount
- DIN faceplate 50 x 50 mm
- Compatible with standard and designer frame series
- Metal frame ready for different footprint or fixation configurations
- Shielded edge connector for AWG 22-24 twisted pair cables
- Shielded housing with tangible screen termination
- Strain relief by cable tie
- Top, left or right cable entry
- 2.0 GHz performance



ORDERING INFORMATION

| Description | Color | Part Number |
|---|-----------------------|-------------|
| AMP CO Ultra Installation Kit DIN 50x50 | Almond (RAL 1013) | 1711655-1 |
| | Black (RAL 9005) | 1711655-3 |
| | Pure White (RAL 9010) | 2-1711655-1 |

AMP CO Ultra Installation Kits DIN 68x68

FEATURES

- Fast termination and easy assembly
- Shielded installation kit flush mount
- Straight or angled versions
- DIN faceplate 68 x 68 mm
- Metal frame ready for different footprint or fixation configurations
- Shielded edge connector for AWG 2-24 twisted pair cables
- Shielded housing with tangible screen termination
- Strain relief by cable tie
- Top, left or right cable entry
- 2.0 GHz performance



ORDERING INFORMATION

| Description | Color | Part Number |
|--|-----------------------|-------------|
| AMP CO Ultra Installation Kit DIN 68x68 | Almond (RAL 1013) | 1711856-1 |
| AMP CO Ultra Installation Kit DIN 68x68 | Pure White (RAL 9010) | 2-1711856-1 |
| AMP CO Ultra Installation Kit DIN 68x68 Top | Almond (RAL 1013) | 1711870-1 |
| AMP CO Ultra Installation Kit DIN 68x68 Top | Pure White (RAL 9010) | 2-1711870-1 |
| AMP CO Ultra Installation Kit DIN 68x68 Angled | Almond (RAL 1013) | 1711875-1 |
| AMP CO Ultra Installation Kit DIN 68x68 Angled | Pure White (RAL 9010) | 2-1711875-1 |

AMP CO Ultra Installation Kit DIN Floor Box

FEATURES

- Fast termination and easy assembly
- Shielded installation kit floor box
- Shielded edge connector for AWG 22-24 twisted pair cables
- Shielded housing with tangible screen termination
- Strain relief by cable tie
- Bottom cable entry
- 2.0 GHz performance



ORDERING INFORMATION

| Description | Color | Part Number |
|---|-------------------|-------------|
| AMP CO Ultra Installation Kit DIN 50x50 Floor Box | Almond (RAL 1013) | 1711876-1 |
| AMP CO Ultra Installation Kit DIN 70x58 Floor Box | Almond (RAL 1013) | 1711855-1 |

AMP CO Ultra Installation Kit Swiss “EDIZIOdue Compatible”

FEATURES

- Fast termination and easy assembly
- Shielded installation kit flush mount and surface mount
- Faceplate applicable to “EDIZIOdues Compatible” systems
- Shielded edge connector for AWG 22-24 twisted pair cables
- Shielded housing with tangible screen termination
- Strain relief by cable tie
- Top, left or right cable entry
- 2.0 GHz performance



ORDERING INFORMATION

| Description | Color | Part Number |
|--|-----------------------|-------------|
| AMP CO Ultra Installation Kit Swiss EDIZIOdue Compatible AP | Pure White (RAL 9010) | 1711869-1 |
| AMP CO Ultra Installation Kit Swiss EDIZIOdue Compatible UP | Pure White (RAL 9010) | 1711859-1 |
| AMP CO Ultra Installation Kit Swiss EDIZIOdue Compatible UP | Black (RAL 9005) | 1711859-2 |
| AMP CO Ultra Installation Kit Swiss EDIZIOdue Compatible KNL | Light Gray | 1711858-1 |
| AMP CO Ultra Installation Kit Swiss EDIZIOdue Compatible KNL | Dark Gray | 1711858-2 |
| AMP CO Ultra Installation Kit Swiss EDIZIOdue Compatible KNL | Black (RAL 9005) | 1711858-3 |
| AMP CO Ultra Installation Kit Swiss EDIZIOdue Compatible KNL | Pure White (RAL 9010) | 1711858-4 |

AMP CO Ultra Installation Kit Swiss “Standard”

FEATURES

- Fast termination and easy assembly
- Shielded installation kit flush mount and surface mount
- Faceplate applicable to “Standard” systems
- Shielded edge connector for AWG 22-24 twisted pair cables
- Shielded housing with tangible screen termination
- Strain relief by cable tie
- Top, left or right cable entry
- 2.0 GHz performance



ORDERING INFORMATION

| Description | Color | Part Number |
|---|-----------------------|-------------|
| AMP CO Ultra Installation Kit Swiss UP | Pure White (RAL 9010) | 1711861-1 |
| AMP CO Ultra Installation Kit Swiss AP | Pure White (RAL 9010) | 1711862-1 |
| AMP CO Ultra Installation Kit Swiss KNL | Pure White (RAL 9010) | 1711864-1 |

AMP CO Ultra Installation Kit Swiss “FLF”

FEATURES

- Fast termination and easy assembly
- Shielded installation kit flush mount and surface mount
- Faceplate applicable to “FLF” systems
- Shielded edge connector for AWG 22-24 twisted pair cables
- Shielded housing with tangible screen termination
- Top, left or right cable entry (90°) and rear cable exit (180°)
- 2.0 GHz performance



ORDERING INFORMATION

| Description | Color | Part Number |
|---|-----------------------|-------------|
| AMP CO Ultra Installation Kit Swiss FLF, Cable exit 90° | Pure White (RAL 9010) | 1711865-1 |
| AMP CO Ultra Installation Kit Swiss FLF AP, Cable exit 90° | Pure White (RAL 9010) | 1711866-1 |
| AMP CO Ultra Installation Kit Swiss FLF, Cable exit 180° | Pure White (RAL 9010) | 2153074-1 |
| AMP CO Ultra Installation Kit Swiss FLF AP, Cable exit 180° | Pure White (RAL 9010) | 2153075-1 |

AMP CO System

AMP CO Ultra Outlets

AMP CO Ultra Installation Kit 45 x 45

FEATURES

- Fast termination and easy assembly
- Shielded installation kit flush mount
- Faceplate 45 x 45 mm
- Shielded edge connector for AWG 22-24 twisted pair cables
- Shielded housing with tangible screen termination
- Strain relief by cable tie
- Top, left or right cable entry
- 2.0 GHz performance



ORDERING INFORMATION

| Description | Color | Part Number |
|-------------------------------------|-----------------------|-------------|
| AMP CO Ultra Installation Kit 45x45 | Almond (RAL 1013) | 1711860-1 |
| AMP CO Ultra Installation Kit 45x45 | Pure White (RAL 9010) | 1711860-2 |
| Adaptor Frame to 50 x 50 mm | Almond (RAL 1013) | 1379156-1 |

AMP CO System

AMP CO Inserts

AMP CO Plus Category 7_A AMP-TWIST 7_AS Style Insert

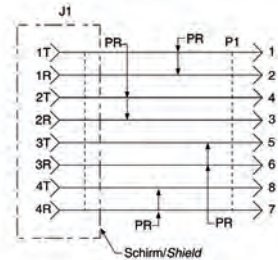
FEATURES

- Exchangeable system insert for 1 x ISO Category 7_A (acc. IEC 61076-3-104)
- Class F_A, supports 1 GHz bandwidth
- Application: All services incl. 10 Gigabit Ethernet (10GBASE-T)

Pin out: EIA/TIA 568A; 8 pins, shielded

ORDERING INFORMATION

| Description | Color | Part Number |
|---|-----------------------|-------------|
| Insert Cat. 7 _A AMP-TWIST 7 _A S Style | Almond (RAL 1013) | 1711409-1 |
| | Black (RAL 9005) | 1711409-3 |
| | Pure White (RAL 9010) | 1711409-5 |



AMP CO Plus Category 7_A ARJ-45 Insert

FEATURES

- Exchangeable system insert for 1 x ISO Category 7_A (compatible with IEC 60603-7-7)
- Class F_A, supports 1 GHz bandwidth
- Application: All Ethernet services incl. 10 Gigabit Ethernet (10GBASE-T)

Pin out: EIA/TIA 568A; 8 pins, shielded

ORDERING INFORMATION

| Description | Color | Part Number |
|-----------------------------------|-----------------------|-------------|
| Insert Cat. 7 _A ARJ-45 | Almond (RAL 1013) | 1711609-1 |
| | Black (RAL 9005) | 1711609-3 |
| | Pure White (RAL 9010) | 1711609-5 |



AMP CO Plus Category 7 Dual RJ-45 Insert for ATM

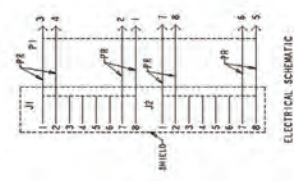
FEATURES

- Exchangeable system insert 2 x RJ-45
- Category 7 / Class F
- Application: 2 x ATM 622 MBit/s

Pin out: 12.78 + 12.78; 2 x 4 pins, shielded

ORDERING INFORMATION

| Description | Color | Part Number |
|-------------------------|-----------------------|-------------|
| Insert 2 x RJ-45 Cat. 7 | Almond (RAL 1013) | 336556-1 |
| | Black (RAL 9005) | 336556-3 |
| | Pure White (RAL 9010) | 336556-5 |



AMP CO System

AMP CO Inserts

AMP CO Plus Broadband Inserts for “Triple Play”

FEATURES

- Exchangeable system insert with F-series connector and 2 x RJ-45
- Application: 1 x CATV + 1 x Fast Ethernet (100BASE-TX) + 1x ISDN

Pin out: Balun 75Ω + 12.36 + 45; shielded



ORDERING INFORMATION

| Description | Color | Part Number |
|-----------------------------|-----------------------|-------------|
| Insert F-Series + 2 x RJ-45 | Almond (RAL 1013) | 1711336-1 |
| | Black (RAL 9005) | 1711336-3 |
| | Pure White (RAL 9010) | 1711336-5 |

AMP CO Plus Splitter Insert for Gigabit Ethernet and ISDN

FEATURES

- Exchangeable system insert 2 x RJ-45
- Application: 1 x Gigabit Ethernet (1000BASE-T) + 1x ISDN
- ITU I.430 services
- ISDN port is a 4 wire s-bus basic rate interface (BRI) including power feeding
- Two splitters required for system operation

Pin out: EIA/TIA 568 A: 8 pins, shielded



ORDERING INFORMATION

| Description | Color | Part Number |
|------------------------|-----------------------|-------------|
| Insert 2 x RJ-45 mixed | Almond (RAL 1013) | 1591721-1 |
| | Black (RAL 9005) | 1591721-3 |
| | Pure White (RAL 9010) | 1591721-5 |

AMP CO Plus Category 6_A RJ-45 Insert for 10 Gigabit Ethernet

FEATURES

- Exchangeable system insert 1 x RJ-45
- Category 6_A / Class E_A
- Application: All Ethernet services incl. 10 Gigabit Ethernet (10GBASE-T) or ATM 1.2 GBit/s

Pin out: EIA/TIA 568A; 8 pins, shielded



ORDERING INFORMATION

| Description | Color | Part Number |
|--------------------------------------|-----------------------|-------------|
| Insert 1 x RJ-45 Cat. 6 _A | Almond (RAL 1013) | 1711796-1 |
| | Black (RAL 9005) | 1711796-3 |
| | Pure White (RAL 9010) | 1711796-5 |

AMP CO System

AMP CO Inserts

AMP CO Plus Category 6_A Dual RJ-45 Insert for Fast Ethernet


FEATURES

- Exchangeable system insert 2 x RJ-45
- Category 6_A / Class E_A
- Application: 2 x Fast Ethernet (100BASE-TX)

Pin out: 12.36 + 12.36; 2 x 4 pins, shielded

ORDERING INFORMATION

| Description | Color | Part Number |
|---|-----------------------|-------------|
| Insert 2 x RJ-45 Cat. 6 _A Ethernet | Almond (RAL 1013) | 1711801-1 |
| | Black (RAL 9005) | 1711801-3 |
| | Pure White (RAL 9010) | 1711801-5 |



AMP CO Plus Category 6_A Dual RJ-45 Insert for Fast Ethernet + Voice/Data

FEATURES

- Exchangeable system insert 2 x RJ-45
- Category 6_A / Class E_A
- Application: 1 x Fast Ethernet (100BASE-TX) + 1 x ISDN, xDSL or Token Ring

Pin out: 36.45 + 12.36; 2 x 4 pins, shielded

ORDERING INFORMATION

| Description | Color | Part Number |
|--|-----------------------|-------------|
| Insert 2 x RJ-45 Cat. 6 _A mixed | Almond (RAL 1013) | 1711804-1 |
| | Black (RAL 9005) | 1711804-3 |
| | Pure White (RAL 9010) | 1711804-5 |



AMP CO Plus Category 6_A Dual RJ-45 Insert for Voice/Data


FEATURES

- Exchangeable system insert 2 x RJ-45
- Category 6_A / Class E_A
- Application: 2 x ISDN, xDSL or Token Ring

Pin out: 36.45 + 36.45; 2 x 4 pins, shielded

ORDERING INFORMATION

| Description | Color | Part Number |
|---|-----------------------|-------------|
| Insert 2 x RJ-45 Cat. 6 _A ISDN | Almond (RAL 1013) | 1711807-1 |
| | Black (RAL 9005) | 1711807-3 |
| | Pure White (RAL 9010) | 1711807-5 |



AMP CO System

AMP CO Inserts

AMP CO Plus Category 6 RJ-45 Insert for 1 Gigabit Ethernet

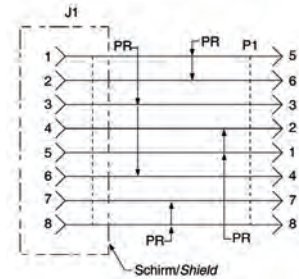
FEATURES

- Exchangeable system insert 1 x RJ-45
- Category 6 / Class E
- Application: 1x Gigabit Ethernet (1000BASE-T),
1 x Fast Ethernet (100BASE-TX) or ATM 1.2 GBit/s

Pin out: EIA/TIA 568A; 8 pins, shielded

ORDERING INFORMATION

| Description | Color | Part Number |
|-------------------------|-----------------------|-------------|
| Insert 1 x RJ-45 Cat. 6 | Almond (RAL 1013) | 336548-1 |
| | Black (RAL 9005) | 336548-3 |
| | Pure White (RAL 9010) | 336548-5 |



AMP CO Plus Category 5e RJ-45 Insert for Gigabit Ethernet

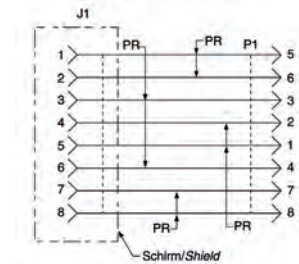
FEATURES

- Exchangeable system insert 1 x RJ-45
- Category 5e / Class D
- Application: 1x Gigabit Ethernet (1000BASE-T)
or 1 x Fast Ethernet (100BASE-TX)

Pin out: EIA/TIA 568 A; 8 pins, shielded

ORDERING INFORMATION

| Description | Color | Part Number |
|--------------------------|-----------------------|-------------|
| Insert 1 x RJ-45 Cat. 5e | Almond (RAL 1013) | 284584-1 |
| | Black (RAL 9005) | 284584-3 |
| | Pure White (RAL 9010) | 284584-5 |



AMP CO Plus Category 5e Dual RJ-45 Insert for Fast Ethernet

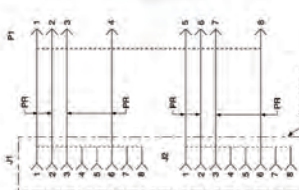
FEATURES

- Exchangeable system insert 2 x RJ-45
- Category 5e / Class D
- Application: 2 x Fast Ethernet (100 Base-TX)

Pin out: 12.36 + 12.36; 2 x 4 pins, shielded

ORDERING INFORMATION

| Description | Color | Part Number |
|-----------------------------------|-----------------------|-------------|
| Insert 2 x RJ-45 Cat. 5e Ethernet | Almond (RAL 1013) | 183636-1 |
| | Black (RAL 9005) | 183636-3 |
| | Pure White (RAL 9010) | 183636-5 |



AMP CO System

AMP CO Inserts

AMP CO Plus Category 5e Dual RJ-45 Insert for Fast Ethernet + Voice/Data

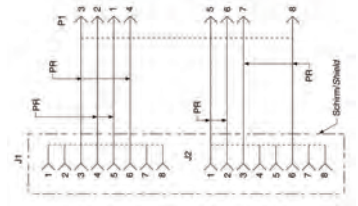
FEATURES

- Exchangeable system insert 2 x RJ-45
- Category 5e / Class D
- Application: 1 x Fast Ethernet (100BASE-TX) + 1 x ISDN, xDSL or Token Ring

Pin out: 36.45 + 12.36; 2 x 4 pins, shielded

ORDERING INFORMATION

| Description | Color | Part Number |
|--------------------------------|-----------------------|-------------|
| Insert 2 x RJ-45 Cat. 5e mixed | Almond (RAL 1013) | 183641-1 |
| | Black (RAL 9005) | 183641-3 |
| | Pure White (RAL 9010) | 183641-5 |



AMP CO Plus Category 5e Dual RJ-45 Insert for Voice/Data

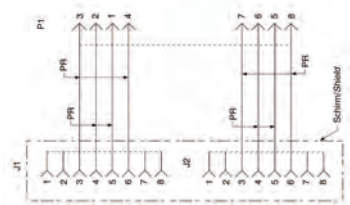
FEATURES

- Exchangeable system insert 2 x RJ-45
- Category 5e / Class D
- Application: 2 x ISDN, xDSL or Token Ring

Pin out: 36.45 + 36.45; 2 x 4 pins, shielded

ORDERING INFORMATION

| Description | Color | Part Number |
|-------------------------------|-----------------------|-------------|
| Insert 2 x RJ-45 Cat. 5e ISDN | Almond (RAL 1013) | 183635-1 |
| | Black (RAL 9005) | 183635-3 |
| | Pure White (RAL 9010) | 183635-5 |



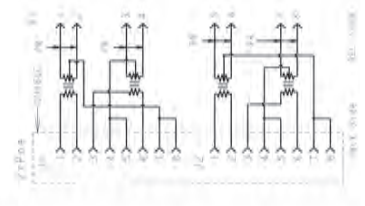
AMP CO Plus Dual Patch Panel Insert PoE Power Conversion

FEATURES

- Exchangeable system insert 2 x RJ-45
- Converts IEEE 802.3af mode B input to mode A output
- Uses Power Mux/Demux Technology
- For use with midspan units providing power over unused pairs
- Application: 2 x PoE (input mode independent), e.g. VoIP, over a 4 pair cable (sheath sharing)

ORDERING INFORMATION

| Description | Color | Part Number |
|---------------------------------|-----------------------|-------------|
| Insert 2 x PoE Power Conversion | Almond (RAL 1013) | 1711125-1 |
| | Black (RAL 9005) | 1711125-3 |
| | Pure White (RAL 9010) | 1711125-5 |



AMP CO System

AMP CO Inserts

AMP CO Plus Dual Insert PoE Mode A

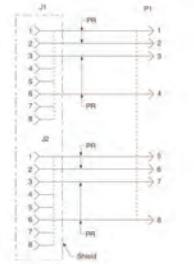
FEATURES

- Exchangeable system insert 2 x RJ-45
- 2 x PoE IEEE 802.3af Mode A
- For use in outlet or with phantom power midspan units
- Application: 2 x PoE, e.g. VoIP, over a 4 pair cable (sheath sharing)

Pin out: 12.36 + 12.36; 2 x 4 pins; shielded

ORDERING INFORMATION

| Description | Color | Part Number |
|-----------------------|-----------------------|-------------|
| Insert 2 x PoE Mode A | Almond (RAL 1013) | 1711135-1 |
| | Black (RAL 9005) | 1711135-3 |
| | Pure White (RAL 9010) | 1711135-5 |



AMP CO Plus 3-Port Insert Standard Phones

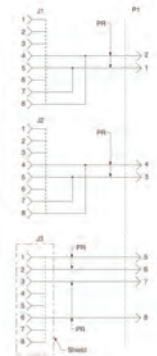
FEATURES

- Exchangeable system insert 3 x RJ-45
- 1 x Category 6 / Class E + 2 x Category 3 / Class C
- Application: 1 x Fast Ethernet (100BASE-TX) + 2 x Phones (2 wire use)

Pin out: 12.36 + 45 + 45; 1 x 4 pins shielded and 2 x 2 pins unshielded

ORDERING INFORMATION

| Description | Color | Part Number |
|-------------------------------------|-----------------------|-------------|
| Insert 3 x RJ-45 for Standard phone | Almond (RAL 1013) | 1711100-1 |
| | Black (RAL 9005) | 1711100-3 |
| | Pure White (RAL 9010) | 1711100-5 |



AMP CO Plus 3-Port Insert Shunt Phones

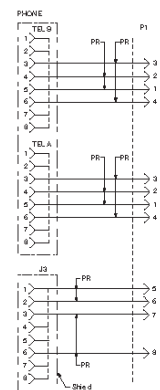
FEATURES

- Exchangeable system insert 3 x RJ-45
- 1 x Category 6 / Class E + 2 x Category 3 / Class C
- Application: 1 x Fast Ethernet (100BASE-TX) + 2 x Phones (parallel use)

Pin out: 12.36 + 36.45 + 36.45; 1 x 4 pins shielded and 2 x 4 pins unshielded

ORDERING INFORMATION

| Description | Color | Part Number |
|----------------------------------|-----------------------|-------------|
| Insert 3 x RJ-45 for Shunt phone | Almond (RAL 1013) | 1711450-1 |
| | Black (RAL 9005) | 1711450-3 |
| | Pure White (RAL 9010) | 1711450-5 |



AMP CO System

AMP CO Inserts


AMP CO Plus 4 Pair Sub-D 9pos Insert

FEATURES

- Exchangeable system insert 1 x Sub-D 9pos
- Includes M3 nuts for locking

ORDERING INFORMATION

| Description | Color | Part Number |
|-------------------|-------------------|-------------|
| Insert Sub-D 9pos | Almond (RAL 1013) | 183553-1 |



AMP CO Inserts for Voice Applications

FEATURES

- Exchangeable system insert 2 x or 4 x RJ-11 or RJ-45
- 2 x or 4 x Category 3 / Class C
- Application: ISDN, So or UpN



ORDERING INFORMATION

| Description | Shielded | Terminated | Part Number | -X | Color |
|--|----------|------------|-------------|----|-----------------------|
| Insert 2 x RJ-45; Use at: outlet/panel; Note: French version | Yes | No | 183578-1 | -1 | Almond (RAL 1013) |
| Insert 2 x RJ11; Use at: outlet; Note: panel side 284584-X | No | No | 555614-1 | -3 | Black (RAL 9005) |
| Insert 4 x RJ-45; Use at: outlet/panel; Note: French version | No | No | 1644016-X | -5 | Pure White (RAL 9010) |
| Insert 4 x RJ-45; Use at: outlet/panel; Note: panel + outlet | No | No | 1711000-X | | |
| Insert 4 x RJ-45; Use at: outlet; Note: panel side 183635-X | No | 100Ω | 1711001-X | | |
| Insert 2 x RJ-45 parallel; Use at: outlet; Note: panel side 284584-X | No | No | 1711339-1 | | |

AMP CO Plus Blank Insert

FEATURES

- Blank insert
- Dust protection for unused ports

ORDERING INFORMATION

| Description | Color | Part Number |
|--------------|-----------------------|-------------|
| Blank Insert | Almond (RAL 1013) | 555644-1 |
| | Black (RAL 9005) | 555644-3 |
| | Grey (RAL 7035) | 555644-5 |
| | Pure White (RAL 9010) | 555644-9 |



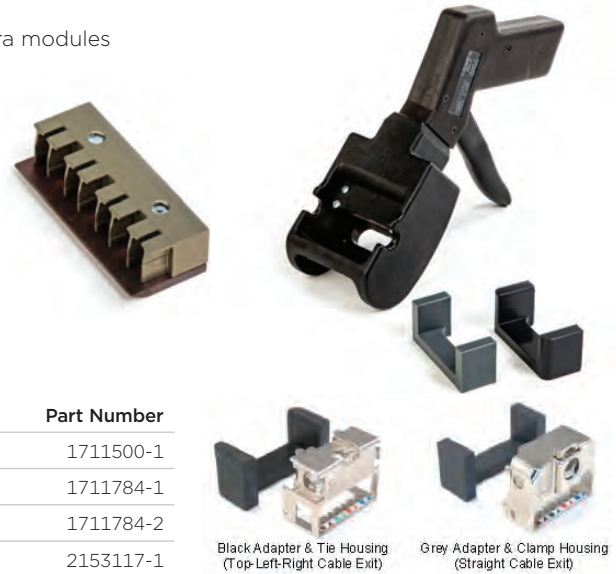
AMP CO System

AMP CO Tools & Accessories

AMP CO Ultra Pistol-Grip Tool

FEATURES

- Pistol grip tool for fast and easy termination of AMP CO Ultra modules
- Ensures repeatable high termination quality
- Considerable reduction of termination time
- Including adapter pieces for termination of AMP CO Ultra modules
- AMP CO Ultra Tool Adapters and Blade are also available as spare parts



ORDERING INFORMATION

| Description | Part Number |
|--|-------------|
| AMP CO Ultra Pistol-Grip Tool | 1711500-1 |
| AMP CO Ultra Tool Adapter for straight cable exit; Colour: grey | 1711784-1 |
| AMP CO Ultra Tool Adapter for top-left-right cable exit; Colour: black | 1711784-2 |
| AMP CO Ultra Tool Blade | 2153117-1 |

AMP CO Plus Edge Connector

FEATURES

- Shielded edge connector for AWG 22-24 twisted pair cables
- 2.0 GHz performance
- 110C compatible IDC block
- Universal color code
- Fully shielded



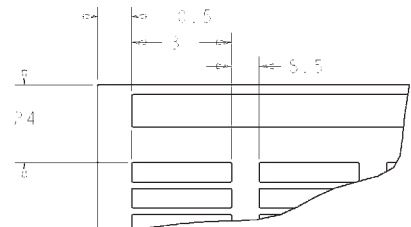
ORDERING INFORMATION

| Description | Quantity | Part Number |
|----------------------------|------------|-------------|
| AMP CO Plus Edge Connector | 100 pieces | 336455-1 |
| | 8 pieces | 336455-2 |
| | 10 pieces | 336455-3 |

Printer Labels for AMP CO Installation Kits

FEATURES

- Self-adhesive A4 sheets with printer labels for AMP CO Installation Kits
- Uses standard MS Excel sheet



ORDERING INFORMATION

| Description | Part Number |
|--|-------------|
| Labels (6 x 32 mm, 170 pcs per sheet); Packaging 10 sheets | 969704-1 |

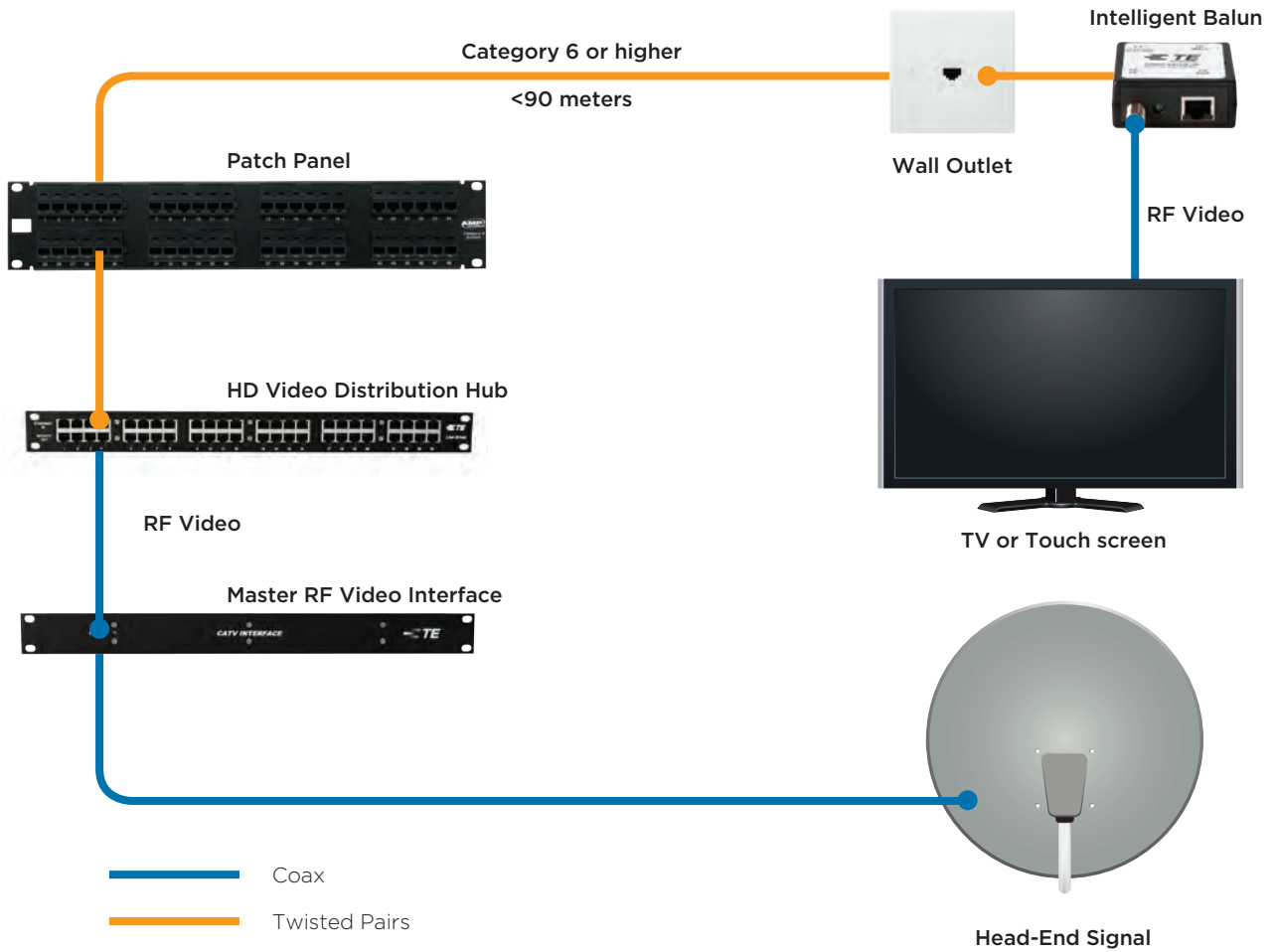
11. Video Distribution System

| | |
|-------------------------------------|-----|
| Typical Layout / Architecture | 136 |
| Active Devices | 137 |
| Accessories..... | 138 |

Video Distribution System

Typical Layout / Architecture

Typical Layout / Architecture



Applications



Whether it's hotel bedrooms, conference rooms, university halls of residence, classrooms, hospital bedrooms or dealer desks – distribution of video signals to multiple screens is made simpler, faster and more future proof with TE Connectivity's VDS (Video Distribution System) which uses the existing structured cabling network infrastructure* to transmit high quality, full HD video signals.

* Category 6 and above

Video Distribution System

Active Devices

Master RF Video Interface

FEATURES

- No set-up required – plug & play
- Automatic RF Gain and Slope Adjustment
- Eight (8) coax output ports to drive VDS Hubs
- Auxiliary ports for use with in-house RF video
- LED indicator lights

ORDERING INFORMATION

| Description | Part Number |
|---|-------------|
| Master RF Video Interface (PAL Version) | 1-2111501-0 |



Video Distribution Hub

FEATURES

- No Set-up – Automatic Gain and Slope Control.
- Supports full-spectrum video as well as 10/100 BASE-T
- Available in 12 and 24-port versions
- Four (4) coax output ports to drive other VDS Hubs
- LED indicator lights

ORDERING INFORMATION

| Description | Part Number |
|--------------------------------------|-------------|
| Video Distribution Hub (PAL) 24 Port | 1-2111510-0 |
| Video Distribution Hub (PAL) 12 Port | 1-2111505-0 |



Intelligent, Self Adjusting Balun

FEATURES

- Plug & play utilizing AGC (Automatic Gain Control)
- Provides two (2) output ports – F connector for RF and RJ-45 for 10/100 BASE_T
- No external power supply – powered via twisted pair cable
- Small size (2.5 x 2.5 x 1.0 inches) (59 x 57 x 24 mm)

ORDERING INFORMATION

| Description | Part Number |
|---|-------------|
| Intelligent, self-adjusting balun (PAL) | 1-2111515-0 |



Video Distribution System

Accessories

Power Cordage

FEATURES

- Power supply included (C13 connector), power cord ordered separately

ORDERING INFORMATION

| Description | Part Number |
|--|-------------|
| Power cord, 6 ft, USA Plug (Type B) | 1591311-1 |
| Power cord, 6 ft, Europe Plug (Type E) | 1591311-2 |
| Power cord, 6 ft, AU/NZ Plug (Type I) | 1591311-6 |
| Power cord, 6 ft, UK Plug (Type G) | 1591311-7 |



Example for
European Plug

12. Fiber Optic Cabling

| | |
|--------------------------------------|-----|
| System Cable | 140 |
| Patch Panels | 148 |
| Accessories for Patch Panels | 152 |
| Quick-Fit Modules..... | 154 |
| Wall Mount Enclosures..... | 155 |
| Snap-In Modules..... | 157 |
| Pre-assembled LC & SC Trunks..... | 159 |
| Patch Cords and Pigtails..... | 160 |
| Outlets..... | 168 |
| Adaptors | 171 |
| LightCrimp and LightCrimp Plus | 174 |
| Epoxy Connectors | 178 |
| Splicing Products..... | 181 |
| Fiber Optic Tools..... | 184 |
| Fiber Cleaning and Inspection..... | 192 |

Fiber Optic Cabling

System Cable

Technical Data

FIRE PERFORMANCE

Sheathing materials for internal cables comply fully with the following standards:

ASPECT

NORM

- Flammability
- Smoke emission
- Acid gas emission
- Toxicity
- IEC 60332 Parts 1 and 3
- IEC 61034 Parts 1 and 2
- IEC 60754 Parts 1 and 2
- NES 60713

| Drum Ref | Barrel (mm) | Flange (mm) | Traverse (mm) | Weight (kg) |
|----------|-------------|-------------|---------------|-------------|
| P5 | 300 | 500 | 400 | 5.5 |
| P6 | 300 | 600 | 400 | 7 |
| P8 | 400 | 800 | 400 | 12.5 |
| P10 | 400 | 1000 | 500 | 20 |
| P12 | 400 | 1200 | 500 | 32 |
| P14 | 700 | 1400 | 700 | 65 |
| L (P17) | 1000 | 1700 | 800 | 180 |
| M (P20) | 1200 | 2000 | 800 | 250 |
| N (P22) | 1200 | 2200 | 800 | 420 |

MULTIMODE FIBERS

| ISO/IEC 11801 and EN 50173 | Overfill Bandwidth (MHz x km) | | | Max. Link Length for 1 GBit/s (m) | | Max. Link Length for 10 GBit/s (m) | | Fiber Attenuation (dB/km) | |
|----------------------------|-------------------------------|---------|--------|-----------------------------------|------------------------|------------------------------------|-----------------------|---------------------------|---------|
| | 850 nm | 1300 nm | | 850 nm (1000Base-SX) | 1300 nm (1000 Base-LX) | 850 nm (10GBase-SR) (10GBase-SW) | 1300 nm (10GBase-LX4) | 850 nm | 1300 nm |
| OM1 | 62.5 μm | ≥ 200 | ≥ 600 | 275 | 550* | 33 | 360* | ≤ 2.9 | ≤ 0.7 |
| OM1 <i>Plus</i> | 62.5 μm | ≥ 250 | ≥ 800 | 400 | 1000* | 65 | 450* | ≤ 2.9 | ≤ 0.7 |
| OM2 | 50 μm | ≥ 500 | ≥ 500 | 550 | 550* | 83 | 300* | ≤ 2.4 | ≤ 0.6 |
| OM2 <i>Plus</i> | 50 μm | ≥ 600 | ≥ 1200 | 750 | 2000* | 150 | 1000* | ≤ 2.4 | ≤ 0.6 |
| OM3 (XG) | 50 μm | ≥ 1500 | ≥ 500 | 1000 | 600 | 300 | 300 | ≤ 2.4 | ≤ 0.6 |
| OM4 (XG _A) | 50 μm | ≥ 3500 | ≥ 500 | 1040 | 600 | 550** | 300 | ≤ 2.4 | ≤ 0.6 |

* Mode conditioning patchcords required

** According to the IEEE 10Gb Ethernet model

SINGLEMODE FIBERS

| ISO/IEC 11801 and EN 50173 | Chromatic Dispersion (ps/nm x km) | | Cut-off Wavelength, cabled | Point Discontinuity | Fiber Attenuation (dB/km) | | |
|----------------------------|-----------------------------------|---------|----------------------------|---------------------|---------------------------|--------------|---------|
| | 1310 nm | 1550 nm | (nm) | (dB) | 1310 nm | 1380-1386 nm | 1550 nm |
| OS2 (ITU-T G.652D) | ≤ 3.5 | ≤ 18,0 | ≤ 1260 | ≤ 0.05 | ≤ 0.34 | ≤ 0.34 | ≤ 0.22 |

GEOMETRICAL FIBER PROPERTIES

| Fiber Type | Core/Mode-field (nm) | Cladding (nm) | Coating (nm) |
|-------------------------------------|----------------------|---------------|--------------|
| OM1, OM1 <i>Plus</i> | 62.5 ± 3 | 125 ± 2 | 245 ± 10 |
| OM2, OM2 <i>Plus</i> | 50 ± 2.5 | 125 ± 2 | 245 ± 5 |
| OS2, OM3(XG), OM4(XG _A) | 9.2 ± 0.4 | 125 ± 1 | 245 ± 5 |



For all OM4 XG_A System Cables

OPTICAL CABLE SPECIFICATIONS

Maximum Attenuation (dB/km)

| | Loose Tube/Dry Tube | | Tight Buffered | |
|-------------------|---------------------|---------|----------------|---------|
| | 850 nm | 1300 nm | 850 nm | 1300 nm |
| Multimode | | | | |
| 50/125 | 2.5 | 0.7 | 2.5 | 0.7 |
| 62.5/125 | 2.9 | 0.9 | 2.7 | 0.9 |
| Singlemode | | | | |
| OS2 | 1310 nm | 1550 nm | 1310 nm | 1550 nm |
| | 0.4 | 0.25 | 0.4 | 0.25 |

NOTE: For higher fiber performance please contact our local sales teams.


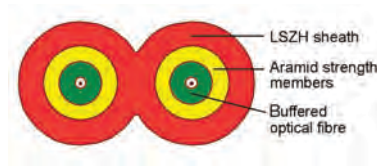
Fiber Optic Cabling

System Cable

Zip Twin and Mini Zip Twin Cable

FEATURES

- Low Smoke Zero Halogen (LSZH)
- Available buffer designs:
- Zip Twin: Tight-Buffer (900µm)
- Mini Zip Twin: Tight-Buffer (600µm)
- Fiber categories: OM1, OM1 **Plus**, OM2, OM2 **Plus**, OM3 **XG**, OM4 **XG_A**, OS2
- Tight buffer versions suitable for TE CONNECTIVITY Quick Termination Products (i.e. LightCrimp or LightCrimp Plus)



| Y- | Reel size | -X | Fiber category |
|----|-------------|----|---------------------------|
| 1- | 1 Kilometer | -2 | OM4 XG_A |
| 2- | 2 Kilometer | -3 | OM3 XG |
| 3- | 3 Kilometer | -4 | OS2 |
| 4- | 4 Kilometer | -5 | OM1 |
| | | -6 | OM2 Plus |
| | | -7 | OM2 |
| | | -9 | OM1 Plus |

ORDERING INFORMATION

| Description | Part Number |
|--|-------------|
| Fiber count: 2; Cable type: Zip Twin TB (Tight Buffered Construction) | Y-599142-X |
| Fiber count: 2; Cable type: Mini Zip Twin TB (Tight Buffered Construction) | Y-6206650-X |

MECHANICAL PERFORMANCE

| Fiber count | Overall Ø (mm) | Weight (kg/km) | Installation tension max. during installation (N) | Crush resistance (N) | Minimum bend radius during installation (mm) |
|---------------|----------------|----------------|---|----------------------|--|
| ZipTwin | 2.5 x 5.0 | 14 | 300 | 1000 | 40 |
| Mini Zip Twin | 1.8 x 3.75 | 6.6 | 220 | 2000 | 25 |

TEMPERATURE RANGE

| Cable type | Transport/Storage | Installation | Operation |
|-------------------------|-------------------|----------------|-----------------|
| Zip Twin, Mini Zip Twin | - 10 to + 70 °C | - 5 to + 70 °C | - 10 to + 70 °C |

PACKAGING

For drum size see page 140

| Cable Type | 1km | 2km | 3km | 4km |
|---------------|-----|-----|-----|-----|
| Zip Twin | P5 | P5 | P6 | P6 |
| Mini Zip Twin | P5 | P5 | P5 | P5 |

Fiber Optic Cabling

System Cable

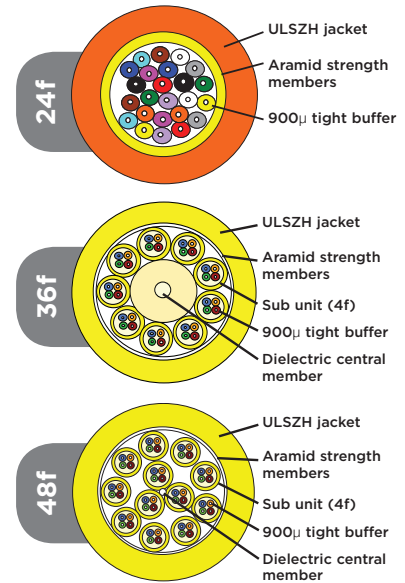

Internal/External Office Distribution Cable

FEATURES

- Universal Low Smoke Zero Halogen (ULSZH)
- For indoor and outdoor applications
- Suitable for backbone and Fiber-to-the-Desk
- Increased strength and durability
- Tight-Buffer construction
- Suitable for all termination techniques
- Fiber categories: OM1, OM1 *Plus*, OM2, OM2 *Plus*, OM3 XG, OM4 XG_A, OS2
- Aramid strength members

ORDERING INFORMATION

| Description | Part Number | Y- | Reel size | -X | Fiber category |
|-----------------|-------------|----|--------------|----|---------------------|
| Fiber count: 4 | Y-599144-X | 1- | 1 Kilometer | -2 | OM4 XG _A |
| Fiber count: 6 | Y-599145-X | 2- | 2 Kilometers | -3 | OM3 XG |
| Fiber count: 8 | Y-599146-X | 3- | 3 Kilometers | -4 | OS2 |
| Fiber count: 12 | Y-599148-X | 4- | 4 Kilometers | -5 | OM1 |
| Fiber count: 16 | Y-599149-X | | | -6 | OM2 Plus |
| Fiber count: 24 | Y-1716029-X | | | -7 | OM2 |
| Fiber count: 36 | Y-599602-X | | | -9 | OM1 Plus |
| Fiber count: 48 | Y-599603-X | | | | |



MECHANICAL PERFORMANCE

| Fiber count | Overall Ø (mm) | Weight (kg/km) | Installation tension max. during installation (N) | Crush resistance (N) | Combustion Energy (MJ/m) | Minimum bend radius during installation (mm) |
|-------------|----------------|----------------|---|----------------------|--------------------------|--|
| 4 | 5 | 27 | 650 | 2000 | 0.424 | 75 |
| 6 | 6 | 33 | 1000 | 2000 | 0.714 | 90 |
| 8 | 6 | 35 | 1000 | 2000 | 0.742 | 90 |
| 12 | 7.5 | 56 | 1000 | 2000 | 0.953 | 115 |
| 16 | 8 | 61 | 1000 | 2000 | 1.175 | 120 |
| 24 | 9.5 | 80 | 1000 | 2000 | 1.513 | 240 |
| 36 | 17 | 280 | 2000 | 2000 | 6.199 | 430 |
| 48 | 17.3 | 230 | 2000 | 2000 | 6.018 | 430 |

TEMPERATURE RANGE

| Cable type | Transport/Storage | Installation | Operation |
|---------------------------|-------------------|----------------|-----------------|
| Office Distribution Cable | - 20 to + 70 °C | - 5 to + 50 °C | - 10 to + 70 °C |

PACKAGING

For drum size see page 140

| Fiber count | 1km | 2km | 3km | 4km |
|-------------|-----|-----|-----|-----|
| 4 | P5 | P6 | P8 | P8 |
| 6,8 | P6 | P8 | P8 | P10 |
| 12 | P8 | P10 | P10 | P10 |
| 16 | P8 | P10 | P10 | P10 |
| 24 | P10 | P10 | P12 | P12 |
| 36,48 | P12 | P14 | P17 | P20 |

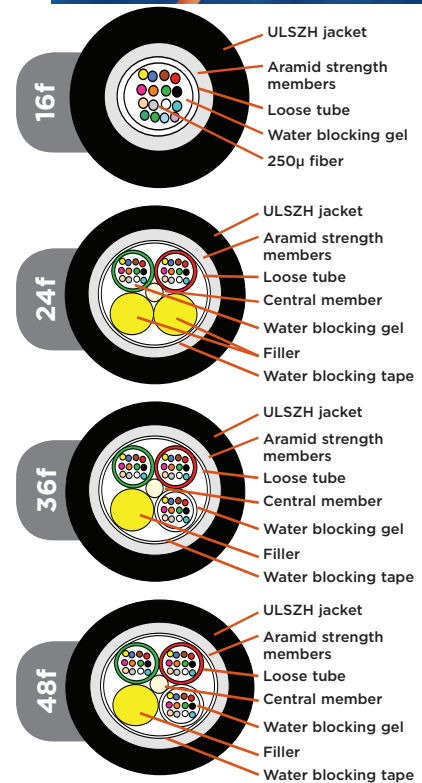

Fiber Optic Cabling

System Cable

Internal/External Loose Tube Cable

FEATURES

- Universal Low Smoke Zero Halogen (ULSZH)
- For indoor and outdoor applications
- Loose tube construction
- Dry tube construction also available
- Suitable for all termination techniques
- Fiber categories: OM1, OM1 *Plus*, OM2, OM2 *Plus*, OM3 *XG*, OM4 *XG_A*, OS2
- Aramid strength members



ORDERING INFORMATION

| Description | Gel filled tube version Part Number | Dry tube version Part Number | Y- | Reel size |
|---------------------------------|--|---------------------------------|--------------------------|---------------------------|
| Fiber count: 4 | Y-599160-X | Y-599152-X | 1- | 1 Kilometer |
| Fiber count: 6 | Y-599161-X | Y-599153-X | 2- | 2 Kilometer |
| Fiber count: 8 | Y-599162-X | Y-599154-X | 3- | 3 Kilometer |
| Fiber count: 12 | Y-599164-X | Y-599156-X | 4- | 4 Kilometer |
| Fiber count: 16 | Y-599165-X | Y-599157-X | | |
| Fiber count: 24 (multi-tube) | Y-599167-X | Y-599159-X | -X Fiber category | |
| Fiber count: 24 (uni-tube) | Y-1716000-X | - | -2 | OM4 <i>XG_A</i> |
| Fiber count: 48 | Y-599609-X | Y-599605-X | -3 | OM3 <i>XG</i> |
| Fiber count: 72 | Y-599610-X | Y-599606-X | -4 | OS2 |
| Fiber count: 96 | Y-599611-X | Y-599607-X | -5 | OM1 |
| | | | -6 | OM2 <i>Plus</i> |
| | | | -7 | OM2 |
| | | | -9 | OM1 <i>Plus</i> |

MECHANICAL PERFORMANCE

| Fiber count | No. of tubes/fillers | Overall Ø (mm) | Weight (kg/km) | Installation tension max. during installation (N) | Crush resistance (N) | Combustion Energy (MJ/m) | Minimum bend radius during installation (mm) |
|-------------|----------------------|----------------|----------------|---|----------------------|--------------------------|--|
| 4, 6, 8, 12 | 1 | 6.4 | 33 | 500 | 2000 | 0.886 | 140 |
| 16, 24 | 1 | 7.5 | 44 | 500 | 2000 | 1.65 | 150 |
| 24, 48 | 4 | 11.5 | 125 | 1000 | 2000 | 3.35 | 170 |
| 72 | 6 | 12.7 | 155 | 2700 | 2000 | 4.302 | 250 |
| 96 | 8 | 15 | 210 | 2700 | 2000 | 6.076 | 300 |

TEMPERATURE RANGE

| Cable type | Transport/Storage | Installation | Operation |
|------------------------|-------------------|----------------|-----------------|
| Dry, loose tube | - 10 to + 60 °C | - 5 to + 50 °C | - 10 to + 60 °C |
| Gel filled, loose tube | - 20 to + 60 °C | - 5 to + 50 °C | - 20 to + 60 °C |

PACKAGING

For drum size see page 140

| Fiber count | 1km | 2km | 3km | 3km |
|--------------|-----|-----|-----|-----|
| 4,6,8,12 | P8 | P8 | P10 | P10 |
| 16, 24 uni | P8 | P10 | P10 | P10 |
| 24 multi, 48 | P12 | P12 | P12 | P14 |
| 72 | P12 | P12 | P14 | P17 |
| 96 | P12 | P14 | P17 | P17 |

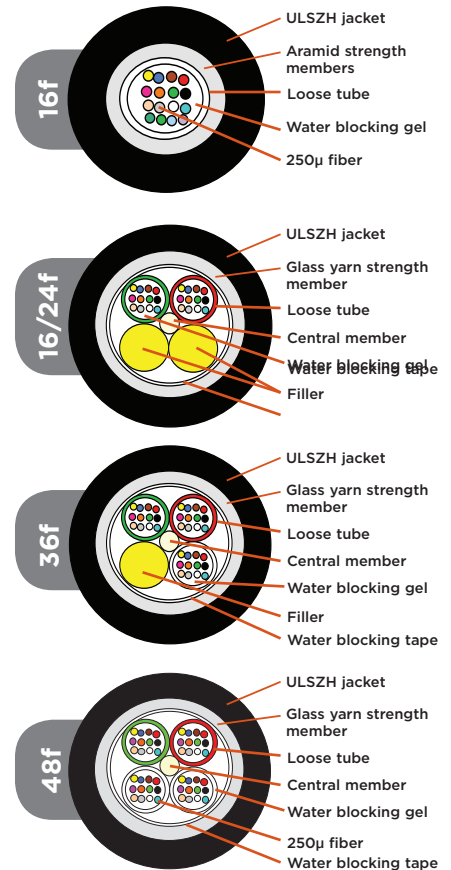
Fiber Optic Cabling

System Cable

Internal/External Loose Tube System Cable with non-metallic rodent resistance

FEATURES

- Universal Low Smoke Zero Halogen (ULSZH)
- LLDPE (Linear Low Density Polyethylene) sheath
- For indoor and outdoor applications
- For use in ducts and direct burial applications
- Non-metallic rodent resistant with peripheral strength members
- Water blocking E-glass yarn (moisture protection)
- Loose tube construction
- Dry tube construction also available
- Suitable for all termination techniques
- Fiber categories:
 - OM1, OM1 Plus, OM2, OM2 Plus, OM3 XG, OM4 XGA, OS2



ORDERING INFORMATION

| Description | Gel filled tube version Part Number | Dry tube version Part Number |
|------------------------------|--|---------------------------------|
| Fiber count: 4 | Y-599622-X | Y-599614-X |
| Fiber count: 6 | Y-599623-X | Y-599615-X |
| Fiber count: 8 | Y-599624-X | Y-599616-X |
| Fiber count: 12 | Y-599625-X | Y-599617-X |
| Fiber count: 16 | Y-599626-X | Y-599618-X |
| Fiber count: 24 (multi-tube) | Y-599627-X | Y-599619-X |
| Fiber count: 24 (uni-tube) | Y-1716001-X | - |
| Fiber count: 36 | Y-599628-X | Y-599620-X |
| Fiber count: 48 | Y-599629-X | Y-599621-X |

| Y- | Reel size |
|----|-------------|
| 1- | 1 Kilometer |
| 2- | 2 Kilometer |
| 3- | 3 Kilometer |
| 4- | 4 Kilometer |

| -X | Fiber category |
|----|---------------------|
| -2 | OM4 XG _A |
| -3 | OM3 XG |
| -4 | OS2 |
| -5 | OM1 |
| -6 | OM2 Plus |
| -7 | OM2 |
| -9 | OM1 Plus |

MECHANICAL PERFORMANCE

| Fiber count | No. of tubes/fillers | Overall Ø (mm) | Weight (kg/km) | Installation tension max. during installation (N) | Crush resistance (N) | Combustion Energy (MJ/m) | Minimum bend radius during installation (mm) |
|-------------|----------------------|----------------|----------------|---|----------------------|--------------------------|--|
| 4, 6, 8, 12 | 1 | 6.4 | 48 | 1250 | 1000 | 0.677 | 140 |
| 16, 24 | 1 | 8 | 74 | 1250 | 1000 | 1.271 | 160 |
| 24, 36, 48 | 4 | 11.5 | 105 | 2000 | 2000 | 3.171 | 230 |

TEMPERATURE RANGE

| Cable type | Transport/Storage | Installation | Operation |
|------------------------|-------------------|----------------|-----------------|
| Dry, loose tube | - 10 to + 70 °C | - 5 to + 50 °C | - 10 to + 70 °C |
| Gel filled, loose tube | - 20 to + 70 °C | - 5 to + 50 °C | - 20 to + 70 °C |

PACKAGING

For drum size see page 140

| Fiber count | 1km | 2km | 3km | 4km |
|------------------|-----|-----|-----|-----|
| 4, 6, 8, 12 | P8 | P8 | P10 | P10 |
| 16, 24 uni | P8 | P10 | P10 | P10 |
| 24 multi, 36, 48 | P12 | P12 | P12 | P14 |

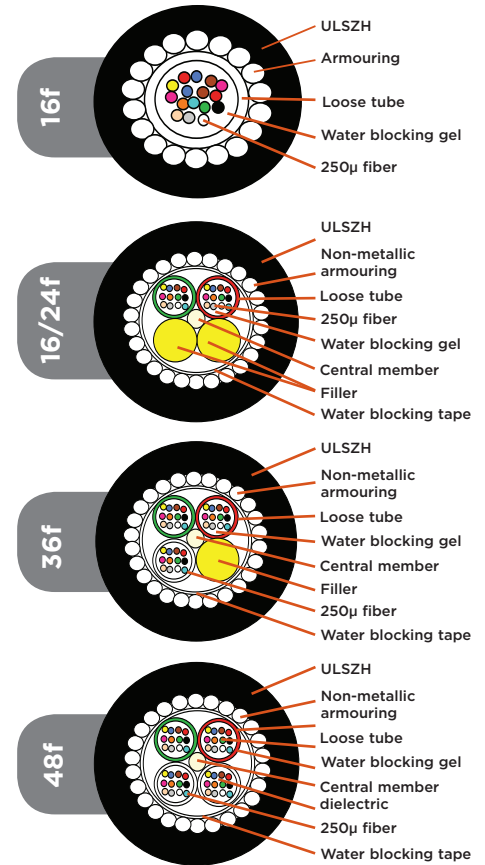
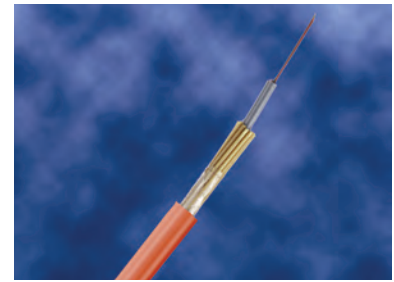
Fiber Optic Cabling

System Cable

External Rodent Resistant Loose Tube System Cable with Non-Metallic Armour

FEATURES

- Universal Low Smoke Zero Halogen (ULSZH)
- LDPE sheath upon request
- For external applications where increased resistance to rodent attack is required
- For use in ducts and direct burial applications
- Longitudinal and lateral water resistance
- High crush resistance and high tensile strength
- Non-metallic rodent resistant Glass Reinforced Plastic armouring
- Gel filled loose tube construction
- Suitable for all termination techniques
- Fiber categories: OM1, OM1 Plus, OM2, OM2 Plus, OM3 XG, OM4 XGA, OS2



ORDERING INFORMATION

| Description | Part Number |
|-----------------|-------------|
| Fiber count: 4 | Y-599168-X |
| Fiber count: 6 | Y-599169-X |
| Fiber count: 8 | Y-599170-X |
| Fiber count: 12 | Y-599172-X |
| Fiber count: 16 | Y-599173-X |
| Fiber count: 24 | Y-599175-X |
| Fiber count: 36 | Y-599612-X |
| Fiber count: 48 | Y-599613-X |

| Y- | Reel size |
|----|---------------------------|
| 1- | 1 Kilometer |
| 2- | 2 Kilometer |
| 3- | 3 Kilometer |
| 4- | 4 Kilometer |
| -X | Fiber category |
| -2 | OM4 XG_A |
| -3 | OM3 XG |
| -4 | OS2 |
| -5 | OM1 |
| -6 | OM2 Plus |
| -7 | OM2 |
| -9 | OM1 Plus |

MECHANICAL PERFORMANCE

| Fiber count | No of tubes/fillers | Overall Ø (mm) | Weight (kg/km) | Installation tension max. during installation (N) | Crush resistance (N) | Combustion Energy (MJ/m) | Minimum bend radius during installation (mm) |
|-------------|---------------------|----------------|----------------|---|----------------------|--------------------------|--|
| 4, 6, 8, 12 | 1 | 9 | 94 | 2000 | 3000 | 1.973 | 230 |
| 16 | 1 | 11 | 143 | 3000 | 3000 | 3.038 | 280 |
| 24, 36, 48 | 4 | 15 | 236 | 6000 | 4000 | 4.671 | 465 |

TEMPERATURE RANGE

| Cable type | Transport/Storage | Installation | Operation |
|-------------|-------------------|----------------|-----------------|
| Single tube | - 20 to + 70 °C | - 5 to + 50 °C | - 20 to + 70 °C |
| Multi tube | - 30 to + 70 °C | - 5 to + 50 °C | - 30 to + 70 °C |

PACKAGING

For drum size see page 140

| Fiber count | 1km | 2km | 3km | 4km |
|-------------|-----|-----|-----|-----|
| 4, 6, 8, 12 | P8 | P10 | P10 | P12 |
| 16 | P10 | P12 | P12 | P14 |
| 24, 36, 48 | P12 | P14 | P17 | P17 |

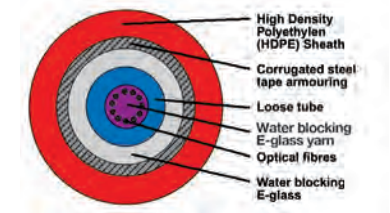
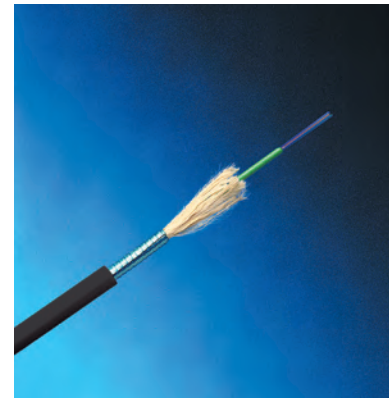
Fiber Optic Cabling

System Cable

External Rodent Resistant Loose Tube System Cable with corrugated steel armour

FEATURES

- LLDPE (Linear Low Density Polyethylene)
- Metallic rodent resistant (corrugated steel)
- For use in ducts and in direct burial applications
- Longitudinal and lateral water resistance
- Central gel-filled loose tube construction
- Excellent crush and impact resistance
- Suitable for all termination techniques
- Fiber categories: OM1, OM1 Plus, OM2, OM2 Plus, OM3 XG, OM4 XGA, OS2
- Option: ULSZH sheath for internal and external applications



ORDERING INFORMATION

| Description | Part Number |
|-----------------|-------------|
| Fiber count: 4 | Y-599681-X |
| Fiber count: 6 | Y-599682-X |
| Fiber count: 8 | Y-599692-X |
| Fiber count: 12 | Y-599683-X |
| Fiber count: 24 | Y-599690-X |

| Y- | Reel size | -X | Fiber category |
|----|-------------|----|---------------------|
| 1- | 1 Kilometer | -2 | OM4 XG _A |
| 2- | 2 Kilometer | -3 | OM3 XG |
| 3- | 3 Kilometer | -4 | OS2 |
| 4- | 4 Kilometer | -5 | OM1 |
| | | -6 | OM2 <i>Plus</i> |
| | | -7 | OM2 |
| | | -9 | OM1 <i>Plus</i> |

MECHANICAL PERFORMANCE

| Fiber count | No. of tubes/fillers | Overall Ø (mm) | Weight (kg/km) | Installation tension max. during installation (N) | Crush resistance (N) | Minimum bend radius during installation (mm) |
|-------------|----------------------|----------------|----------------|---|----------------------|--|
| 4, 6, 8, 12 | 1 | 10 | 104 | 1250 | 3000 | 200 |
| 24 | 1 | 10.5 | 120 | 1250 | 3000 | 200 |

TEMPERATURE RANGE

| Cable type | Transport/Storage | Installation | Operation |
|------------------------|-------------------|----------------|-----------------|
| Gel filled, loose tube | - 20 to + 70 °C | - 5 to + 50 °C | - 20 to + 70 °C |

PACKAGING

For drum size see page 140

| Fiber count | 1km | 2km | 3km | 4km |
|-------------|-----|-----|-----|-----|
| 4, 6, 8, 12 | P10 | P10 | P12 | P12 |
| 24 | P10 | P12 | P12 | P14 |

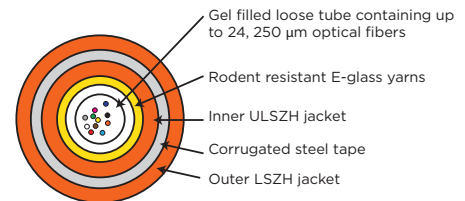

Fiber Optic Cabling

System Cable

Internal/External Fire Survival Loose Tube Cable

FEATURES

- Circuit Integrity for 90 minutes at 750°C
- Low Smoke Zero Halogen (LSZH) (following IEC 60331-25)
- For use in ducts and direct burial applications
- Longitudinal and lateral water resistance
- Metallic CST armour between 2 jackets provides excellent crush resistance
- Gel filled loose tube construction
- Suitable for all termination techniques
- Fiber categories: OM1, OM1 Plus, OM2, OM2 Plus, OM3 XG, OM4 XGA, OS2



ORDERING INFORMATION

| Description | Part Number |
|-----------------|-------------|
| Fiber count: 4 | Y-1716219-X |
| Fiber count: 6 | Y-1716218-X |
| Fiber count: 8 | Y-1716217-X |
| Fiber count: 12 | Y-1716211-X |
| Fiber count: 16 | Y-1716220-X |
| Fiber count: 24 | Y-1716216-X |

| Y- | Reel size | -X | Fiber category |
|----|-------------|----|---------------------------|
| 1- | 1 Kilometer | -2 | OM4 XG_A |
| 2- | 2 Kilometer | -3 | OM3 XG |
| 3- | 3 Kilometer | -4 | OS2 |
| 4- | 4 Kilometer | -5 | OM1 |
| | | -6 | OM2 Plus |
| | | -7 | OM2 |
| | | -9 | OM1 Plus |

MECHANICAL PERFORMANCE

| Fiber count | Overall Ø (mm) | Weight (kg/km) | Installation tension max. during installation (N) | Crush resistance (N) | Combustion Energy (MJ/m) | Minimum bend radius during installation (mm) |
|---------------------|----------------|----------------|---|----------------------|--------------------------|--|
| 4, 6, 8, 12, 16, 24 | 12.7 | 216 | 1400 | 3000 | 6.2 | 255 |

TEMPERATURE RANGE

| Cable type | Transport/Storage | Installation | Operation |
|---------------------|-------------------|--------------|-------------|
| Fire Survival Cable | -20 to +70 C | -5 to +50 C | -20 to +70C |

PACKAGING

For drum size see page 140

| Fiber count | 1km | 2km | 3km | 4km |
|---------------------|-----|-----|-----|-----|
| 4, 6, 8, 12, 16, 24 | P12 | P10 | P14 | P17 |

Fiber Optic Cabling

Patch Panels

Angled modular fiber optic panel

FEATURES

- Drawer style, 1U, 19"
- Plexi transparent cover
- 4 Quick-Fit cutouts
- One pin splice tray fixation (splice tray NOT included)

Color: black (RAL 9005)



ORDERING INFORMATION

| Description | Part Number |
|-------------------------|-------------|
| Angled modular FO panel | 1-1671260-1 |

1U Modular fiber optic panel flushmount style

FEATURES

- Drawer style, 1U, 19"
- Exchangeable adaptor panels (to be ordered separately)
- Unloaded and half-loaded (12 adaptors) panels available on request
- ST-style loaded adaptor panels available on request
- Plexi transparent cover
- Pull-out labeling strip
- Cable entrance by means of cable termination kit with glands (PN 1671273-1) or cable termination kit with flex tube (PN 1671274-1) in case of limited space in the back see accessories page 152
- Maximum 2 Splice Trays can be stored in the panel (2 x 24 = 48 splices)
- One pin Splice Tray fixation (splice tray NOT included)
- For splicing accessories see page 181
for cable management see page 152



ORDERING INFORMATION

| Description | Part Number |
|--|-------------|
| Modular fiber panel - drawer; Color: black (RAL 9005) | 1-1671262-1 |
| Modular fiber panel - drawer with pre-installed adaptor panel for 4 Quick-Fit modules; color: black (RAL 9005) | 1-1671365-1 |
| Adaptor panel with 24 x SC duplex; Color: black (RAL 9005) | 2-1671268-X |
| Adaptor panel with 24 x LC duplex; Color: black (RAL 9005) | 2-1671271-X |
| Adaptor panel for 4 Quick-Fit modules; Color: black (RAL 9005) | 1671263-1 |
| Modular fiber panel - drawer; Color: grey (RAL 7035) | 1-1671262-2 |
| Adaptor panel with 24 x SC duplex; Color: grey (RAL 7035) | 2-1671269-X |
| Adaptor panel with 24 x LC duplex; Color: grey (RAL 7035) | 2-1671272-X |
| Adaptor panel for 4 Quick-Fit modules; Color: grey (RAL 7035) | 1671263-2 |

| -X | Fiber type | Color |
|----|------------|-------|
| -1 | OM1 | beige |
| -2 | OM2 | black |
| -3 | OM3 | aqua |
| -4 | OS2 | blue |

Fiber Optic Cabling


Patch Panels

1U - LC, SC, ST-Style patch panel, international version

FEATURES

- Drawer style, 1U, 19"
- Preinstalled dust covers on unpopulated ports
- Incl. management rings and metric glands
- Available in 300 mm and 220 mm depth
- Available in ST-Style, SC and LC
- Supplied without splicing tray

Color: black (RAL 9005)



ORDERING INFORMATION

| Description | 220 mm Part Number | 300 mm Part Number |
|--|-----------------------|-----------------------|
| 24 x ST-Style, Multimode and Singlemode; Unpopulated | 1206480-8 | 206114-8 |
| 24 x ST-Style, Multimode; With 12 adapters | 2-1206480-4 | 2-1206114-4 |
| 24 x ST-Style, Multimode; With 24 adapters and pigtails (OM2) | - | 4-1206114-0 |
| 24 x ST-Style, Multimode; With 24 adapters | 4-1206480-4 | 4-1206114-4 |
| 12 x SC Duplex, Multimode and Singlemode; unpopulated | 1206505-8 | 1206138-8 |
| 12 x SC Duplex, Multimode; With 6 adapters | 2-1206505-4 | 2-1206138-4 |
| 12 x SC Duplex, Multimode; With 12 adapters and 24 pigtails (OM3) | - | 4-1206138-0 |
| 12 x SC Duplex, Multimode; With 12 adapters | 4-1206505-4 | 4-1206138-4 |
| 24 x SC Duplex, Multimode and Singlemode; Unpopulated | - | 1206343-4 |
| 24 x SC Duplex, Multimode; with 24 adapters | - | 4-1206343-4 |
| 24 x SC Duplex, Singlemode; with 24 adapters | - | 4-1671002-4 |
| 12 x SC Duplex, Singlemode; With 6 adapters | 2-1671017-4 | 2-1348960-4 |
| 12 x SC Duplex, Singlemode; With 12 adapters and 24 pigtails (OS2) | - | 4-1348960-0 |
| 12 x SC Duplex, Singlemode; With 12 adapters | 4-1671017-4 | 4-1348960-4 |
| 24 x LC Duplex, Multimode and Singlemode; unpopulated | - | 1671000-8 |
| 24 x LC Duplex, Singlemode; With 12 adapters | - | 2-1671000-4 |
| 24 x LC Duplex, Multimode; With 12 adapters | - | 2-1671000-8 |
| 24 x LC Duplex, Singlemode; with 24 adapters | - | 4-1671000-4 |
| 24 x LC duplex, Multimode, with 12 adaptors AQUA | - | 2-1671000-2 |
| 24 x LC Duplex, Multimode; With 24 adapters | - | 4-1671000-8 |
| 24 x LC duplex, Multimode; with 24 adaptors AQUA | - | 4-1671000-2 |

Fiber Optic Cabling


Patch Panels

1U - LC, SC, ST-Style patch panel, German version

FEATURES

- 1U, 19", metal, Supplied with ANT splicing trays
- Pre-installed adapters
- Pre-installed dust covers on unpopulated ports
- Alignment sleeve material: Multimode = Metal;
Singlemode = Ceramic
- 2 rear cable entries
- Incl. 1 blindcover and 1 metric pre-installed cable entry plate (German version)
- Populated fix style versions comes with cable management rings

Color: light grey (RAL 7035)



ORDERING INFORMATION

| Description | Fix style Part Number | Drawer style Part Number |
|--|-----------------------|--------------------------|
| 24 x LC Duplex/LC Duplex, unpopulated | 1671121-8 | 1671130-8 |
| 24 x LC Duplex/LC Duplex, Multimode; With 24 adapters | 4-1671121-8 | 4-1671130-8 |
| 24 x LC Duplex/LC Duplex, Multimode; With 12 adapters | 2-1671121-4 | 2-1671130-8 |
| 24 x LC Duplex/LC Duplex, Singlemode; With 24 adapters | 4-1671121-4 | 4-1671130-4 |
| 24 x LC Duplex/LC Duplex, Singlemode; With 12 adapters | 2-1671121-4 | 2-1671130-4 |
| 24 x SC Duplex/SC Duplex; Unpopulated | 1418734-1 | 1418735-1 |
| 12 x SC Duplex/SC Duplex; Unpopulated | 969615-1 | 969994-1 |
| 12 x SC Duplex/SC Duplex, Multimode; With 12 adapters | 1-969619-1 | 969631-1 |
| 12 x SC Duplex/SC Duplex, Multimode; With 6 adapters | 1-969617-1 | 969629-1 |
| 12 x SC Duplex/SC Duplex, Singlemode; With 12 adapters | 1418731-1 | 1418733-1 |
| 12 x SC Duplex/SC Duplex, Singlemode; With 6 adapters | 1418730-1 | 1418732-1 |
| 24 x ST Style; Unpopulated | 969614-1 | 969993-1 |
| 24 x ST Style Multimode; With 24 adapters | 1-969618-1 | 969630-1 |
| 24 x ST Style Multimode; With 12 adapters | 1-969616-1 | 969628-1 |

1U MT-RJ patch panel, international version

FEATURES

- MT-RJ panel, 1U, 19"
- Holds up to 24 MT-RJ Jacks or up to 24 MT-RJ pigtails
- Drawer style, slide and tilt
- Incl. management rings
- Splice tray not included

Color: black (RAL 9005)



ORDERING INFORMATION

| Description | Part Number |
|--|-------------|
| 24 positions for MT-RJ jacks accepts: MT-RJ panel jack or MT-RJ pigtails with 6 cable entries, incl. 2 metric glands | 1206704-4 |

Fiber Optic Cabling

Patch Panels

Fiber Optic 1U Plastic Fiber Patch Panel

FEATURES

- 1U sliding panel for ease of access and standard deployment into 19 inch racks
- Internal cable management protects splices and pigtails and maintains bend radius
- A PC-ABS construction means that the tray is both lightweight whilst retaining mechanical strength
- UL94V -0 flammability rating, allows usage within a building



ORDERING INFORMATION

| Description | Color | Adaptor | Fiber type | Part Number |
|---------------------------|-------|----------------|------------|---------------|
| Fiber patch panel 12 port | grey | 6 x SC Duplex | multimode | 7033 1 080-12 |
| Fiber patch panel 24 port | grey | 12 x SC Duplex | multimode | 7033 1 080-24 |
| Fiber Patch Panel 12 Port | black | 6 x SC Duplex | multimode | 7033 1 180-12 |
| Fiber Patch Panel 24 Port | black | 12 x SC duplex | multimode | 7033 1 180-24 |
| Fiber Patch Panel 12 Port | grey | 12 x ST | multimode | 7033 1 082-12 |
| Fiber Patch Panel 24 Port | grey | 24 x ST | multimode | 7033 1 082-24 |
| Fiber Patch Panel 12 Port | black | 12 x ST | multimode | 7033 1 182-12 |
| Fiber Patch Panel 24 Port | black | 24 x ST | multimode | 7034 1 182-24 |
| Fiber patch panel 24 port | grey | 12x LC Duplex | multimode | 7033 1 103-12 |
| Fiber patch panel 48 port | grey | 24 x LC Duplex | multimode | 7034 1 103-24 |
| Fiber patch panel 12 port | grey | 6 x SC Duplex | singlemode | 7033 1 101-12 |
| Fiber patch panel 24 port | grey | 12 x SC Duplex | singlemode | 7033 1 101-24 |
| Fiber patch panel 24 port | grey | 12 x LC Duplex | singlemode | 7033 1 084-12 |
| Fiber patch panel 48 port | grey | 24 x LC Duplex | singlemode | 7034 1 084-24 |

Fiber Optic Cabling

Accessories for Patch Panels

Accessories for Patch Panels, 1U Modular Fiber Optic Panel Flushmount Style

ORDERING INFORMATION

| Description | Part Number |
|---|-------------|
| Cable management kit with glands; Packaging: 1; For 1U - Modular Fiber Optic Panel - Flushmount style | 1671273-1 |
| Cable termination kit with flex tube; Packaging: 1; For 1U - Modular Fiber Optic Panel - Flushmount style | 1671274-1 |



Accessories for Patch Panels, German Version

ORDERING INFORMATION

| Description | Part Number |
|---|-------------|
| 45° cable entry plate for metric glands (german style panels only); Packing: 1 | 1418770-1 |



Fiber Optic Cabling

Accessories for Patch Panels

Accessories for all Patch Panels



ORDERING INFORMATION

| Description | Part Number |
|--|-------------|
| Dust cover for SC Duplex Cut-Out; Packaging: 1 | 1206121-2 |
| Dust cover for ST-Style Cut-Out; Packaging: 1 | 1206134-1 |
| PG 9 Gland (3.5-8 mm); Packaging: 50 | 1206144-1 |
| PG 16 Gland (9-14 mm); Packaging: 50 | 1206145-1 |
| Cable management ring kit (2 rings); Packaging: 1 | 1206146-1 |
| Dust cover for SC Simplex/LC Simplex Cut-Out; Packaging: 1 | 1418800-1 |
| M 20; Packaging: 50 | 1671054-1 |
| M 25; Packaging: 50 | 1671054-2 |

Fiber Optic Cabling

Quick-Fit Modules

Quick-Fit Fiber Modules

FEATURES

- Universal Modules with Quick-Fit footprint
- Fit in all TE CONNECTIVITY Patch Panels with Quick-Fit footprint
- Not interchangeable with push pin fixation

Color: black (RAL 9005)

Note: MT-RJ panel jacks NOT include



ORDERING INFORMATION

| Description | Color | Part Number |
|--|-------|-------------|
| 6 x LC duplex; Fiber Type: OM2; Ferrule: Ceramic | Black | 1671196-2 |
| 6 x LC duplex; Fiber Type: OM3 XG 10 Gb/s; Ferrule: Ceramic | Aqua | 1671196-3 |
| 6 x LC duplex; Fiber Type: OS2; Ferrule: Ceramic | Blue | 1671196-1 |
| 6 x LC/APC duplex; Fiber Type: OS2; Ferrule: Ceramic | Green | 1671196-4 |
| 6 x LC quad; Fiber Type: OM2; Ferrule: Composite | Beige | 1671202-2 |
| 6 x LC quad; Fiber Type: OM3 XG 10 Gb/s; Ferrule: Ceramic | Aqua | 1671202-3 |
| 6 x LC quad; Fiber Type: OS2; Ferrule: Ceramic | Blue | 1671202-1 |
| 6 x LC/APC quad; Fiber Type: OS2; Ferrule: Ceramic | Green | 1671202-4 |
| 6 x MT-RJ*; Fiber Type: OM2; Ferrule: Composite | Black | 1671197-2 |
| 6 x MT-RJ*; Fiber Type: OM3 XG 10 Gb/s; Ferrule: Ceramic | Aqua | 1671197-3 |
| 6 x MT-RJ*; Fiber Type: OS2; Ferrule: Ceramic | Blue | 1671197-1 |
| 6 x SC duplex; Fiber Type: OM2; Ferrule: Ceramic | Beige | 1671201-2 |
| 6 x SC duplex; Fiber Type: OM3 XG 10 Gb/s; Ferrule: Ceramic | Aqua | 1671201-3 |
| 6 x SC duplex; Fiber Type: OS2; Ferrule: Ceramic | Blue | 1671201-1 |
| 6x SC/APC duplex; Fiber Type: OS2; Ferrule: Ceramic | Green | 1671201-4 |
| 6 x ST; Fiber Type: Multimode; metallic body; Ferrule: Composite | | 1671195-2 |
| 6 x ST; Fiber Type: Singlemode; metallic body; Ferrule: Ceramic | | 1671195-1 |
| Blank module | | 1479698-1 |

MPO/MPOptimate coupler Quick-Fit module

FEATURES

- Quick-Fit module with 6 x MPO coupler
- Port number labeling and additional label strip included
- MPO coupler always used with on one side MPO male and other side MPO female connector

Color: black (RAL 9005)

ORDERING INFORMATION

| Description | Part Number |
|-------------------------|-------------|
| 6 x MPO coupler module | 1671200-1 |
| 12 x MPO coupler module | 1711987-1 |



Fiber Optic Cabling

Wall Mount Enclosures

Wall Mount Enclosure for 6 Modules, Unloaded, with Side Door

FEATURES

- Accepts 6 Snap-In-Modules (Snap-In Modules)
- Optional lock available (559501-2)
- Optional grommets available
- Splice tray holder available
- Designed for intrabuilding or campus backbone applications
- Reversible cable strain relief bracket
- Recessed, easy-to-use door latches
- Dimensions (for exact dimensions consult customer drawing):
16.5" (40 cm) H x 14" (35.5 cm) D x 5" (13 cm) W

Color: black (RAL 9005)



ORDERING INFORMATION

| Description | Part Number |
|--|-------------|
| With grommets, cable glands and splice tray holder | 1278755-4 |
| Splice tray holder kit | 1374526-1 |
| Grommets | 559496-2 |
| Lock | 559501-2 |

Wall Mount Enclosure 2F/4F (Plastic)

FEATURES

- Pre-installed adapter
- Size: 125 x 150 x 65 mm (W x H x D)
- IP 53 rated

ORDERING INFORMATION

| Description | Part Number |
|--|-------------|
| Wall Mount Enclosure 2F, 1 x SC Duplex, MM | 1671116-1 |
| Wall Mount Enclosure 2F, 1 x SC Duplex, SM | 1671116-2 |
| Wall mount enclosure 4F, 1 x LC quad, MM | 1671116-3 |
| Wall mount enclosure 4F, 1 x LC quad, SM | 1671116-4 |



Fiber Optic Cabling

Wall Mount Enclosures

Wall Mount Enclosure 6F/12F (Plastic)

FEATURES

- Pre-installed adapters
- Incl. management ring
- Size: 225 x 280 x 85 mm (W x H x D)
- IP 53 rated

ORDERING INFORMATION

| Description | Part Number |
|--|-------------|
| Wall Mount Enclosure 6F, 1 x SC Duplex, MM | 1671117-1 |
| Wall Mount Enclosure 6F, 1 x SC Duplex, SM | 1671117-2 |
| Wall Mount Enclosure 12F, 3 x LC quad, MM | 1671117-3 |
| Wall Mount Enclosure 12F, 3 x LC quad, SM | 1671117-4 |



Wall Mount Enclosure 12/24F (Plastic)

FEATURES

- Pre-installed adapters
- Incl. management ring
- Supplied without splicing tray
- Size: 220 x 325 x 110 mm (W x H x D)
- IP 53 rated

ORDERING INFORMATION

| Description | Part Number |
|---|-------------|
| Wall Mount Enclosure 12F, 1 x SC Duplex, MM | 1671118-1 |
| Wall Mount Enclosure 12F, 1 x SC Duplex, SM | 1671118-2 |
| Wall Mount Enclosure 24F, 1 x SC Duplex, MM | 1-1671118-1 |
| Wall Mount Enclosure 24F, 1 x SC Duplex, SM | 1-1671118-2 |
| Wall Mount Enclosure 24F, 6 x LC quad, MM | 1671118-3 |
| Wall Mount Enclosure 24F, 6 x LC quad, SM | 1671118-4 |



Fiber Optic Cabling

Snap-In Modules

MPO/MPOptimate Snap-In module

FEATURES

- Fits in all TE CONNECTIVITY patch panels for Snap-In modules

Color: black (RAL 9005)



ORDERING INFORMATION

| Description | Part Number |
|--|-------------|
| MPO coupler 6 x 12 fibers (multimode + singlemode); Packaging: 1 | 1374598-1 |

LC Snap-In-Modules

FEATURES

- Fits in all TE CONNECTIVITY patch panels for Snap-In modules

ORDERING INFORMATION

| Description | Part Number |
|---|-------------|
| LC Duplex, 12 fibers (Singlemode), Packaging: 1 | 1374463-1 |
| LC Duplex, 12 fibers (Multimode), Packaging: 1 | 1374463-2 |



SC Snap-In-Modules

FEATURES

- Fits in all TE CONNECTIVITY Patch Panels for Snap-In-Modules

ORDERING INFORMATION

| Description | Part Number |
|--|-------------|
| Duplex SC, 6 fibers; Packaging: 1; Fiber type: Multimode | 559558-1 |
| Duplex SC, 6 fibers; Packaging: 1; Fiber type: Singlemode | 559558-2 |
| Duplex SC, 12 fibers; Packaging: 1; Fiber type: Multimode | 559596-1 |
| Duplex SC, 12 fibers; Packaging: 1; Fiber type: Singlemode | 559596-2 |




SC to ST-Style Snap-In-Modules

FEATURES

- Fits in all TE CONNECTIVITY Patch Panels for Snap-In-Modules

ORDERING INFORMATION

| Description | Part Number |
|--|-------------|
| Duplex SC to ST-Style, 12 fibers (Multimode), Packaging: 1 | 1278368-1 |
| Duplex SC to ST-Style, 6 fibers (Multimode), Packaging: 1 | 559601-1 |



Fiber Optic Cabling

Snap-In Modules

ST-Style Snap-In-Modules

FEATURES

- Fits in all TE CONNECTIVITY Patch Panels for Snap-In-Modules

ORDERING INFORMATION

| Description | Part Number |
|--|-------------|
| ST-Style, 12 fibers (Multimode); Packaging: 1 | 1278567-1 |
| ST-Style, 12 fibers (Singlemode); Packaging: 1 | 1278567-2 |
| ST-Style, 6 fibers (Singlemode); Packaging: 1 | 559515-2 |
| ST-Style, 6 fibers (Multimode); Packaging: 1 | 559557-1 |



MT-RJ Snap-In-Modules

FEATURES

- Holds up to six MT-RJ Jacks or MT-RJ Jack pigtails
- Fits in TE CONNECTIVITY Patch Panels for Snap-In-Modules
- Individual ports icon-able

ORDERING INFORMATION

| Description | Part Number |
|---|-------------|
| Snap-In-Module for 6 MT-RJ Jacks or Jack Pigtails | 1278328-3 |




SL Snap-In-Modules

FEATURES

- Fits in all TE CONNECTIVITY Patch Panels for Snap-In modules

ORDERING INFORMATION

| Description | Part Number |
|------------------------|-------------|
| 6 port SL, black | 1479506-1 |
| 6 port SL, not painted | 1671168-1 |



Snap-In blank modules

ORDERING INFORMATION

| Description | Part Number |
|--|-------------|
| Blank module for panel ≥ 2 U and wall mount box; Packaging: 1 | 559523-1 |
| Blank module, Packaging: 1 | 1671146-1 |



Fiber Optic Cabling

Pre-assembled LC & SC Trunks

Multi fiber pre-assembled trunk cables

FEATURES:

- Factory pre-assembled 6 or 12 fiber trunks
- Simplex connectors at each end (LC/LC, SC/SC or LC/SC)
- LSZH cable loose tube indoor/outdoor cable
- Staggered tails provide easy cable management
- Tail lengths: 4x40+4x50+4x60 (6x50 for 6 fiber cables)
- Other cable constructions/configurations available on request
- The trunks are equipped with midi fan-out and 2mm round tails protected with transparent protection sleeve
- All cords with protocol, for constant and reliable quality
- Packaging: ≤50 m in box, >50 m on reel
- Re-usable pulling socks can be ordered separately. Part Number 2055567-1



Available
September
2013

ORDERING INFORMATION

| | | Fiber type | Part Number | Part Number |
|-------------------|-------|------------|-----------------|-------------------|
| | | | 2-99 m table A* | 100-500m table B* |
| 12 fiber assembly | SC/SC | OM3 | Y-2055665-X | Y-2055666-X |
| | SC/SC | OM4 | Y-2055613-X | Y-2055614-X |
| | SC/SC | SM | Y-2055687-X | Y-2055688-X |
| | LC/LC | OM3 | Y-2055725-X | Y-2055726-X |
| | LC/LC | OM4 | Y-2055583-X | Y-2055584-X |
| | LC/LC | SM | Y-2055727-X | Y-2055728-X |
| | LC/SC | OM3 | Y-2055667-X | Y-2055668-X |
| | LC/SC | SM | Y-2255669-X | Y-2055670-X |
| 6 fiber assembly | LC/LC | OM3 | Y-2160142-X | Y-2160143-X |
| | LC/LC | OM4 | Y-2160144-X | Y-2160145-X |
| | LC/LC | SM | Y-2055740-X | Y-2055741-X |

* For length tables A and B please refer to page 2 in the MPO/MPOOptimate Chapter.

Fiber Optic Cabling

Patch Cords and Pigtails/Technical Data

Technical Data for Patch Cords & Pigtails

- All assemblies are machine polished providing highest quality.
- Multimode OM3, OM4 and singlemode OS2 assemblies have an ensured performance by Optimized-Physical-Contact (OPC).
- All assemblies are factory tested and come with a test protocol.
- Attenuation and Return Loss values specified against reference connectors.



For all OM4 assemblies



For all OM3, OM4 & OS2 assemblies

PATCH CORDS

| Fiber Cable | | Connector Ferrule Material | | |
|-----------------------|--------------------|----------------------------|------------|---------------|
| Cable sheath material | LSZH | | LC, SC, ST | ceramic |
| LC | mini twinzip 1.8mm | | MT-RJ, MPO | thermoplastic |
| SC, ST | twinzip 2.5mm | | | |
| LC duplex uniboot | dualan round 2mm | | | |
| MT-RJ | mini twinzip 1.8mm | | | |

| MULTIMODE | FIBER TYPE | MAX. ATTENUATION [dB]* | MIN. RETURN LOSS [dB]* | TEMP RANGE |
|--------------------------|------------|------------------------|------------------------|---------------|
| LC/PC & SC/PC & ST/PC | OM1, OM2 | 0.3 | 20 | -10°C / +60°C |
| LC/PC & SC/PC | OM3 | 0.3 | 25 | -10°C / +60°C |
| LC/PC & SC/PC (LOW LOSS) | OM3, OM4 | 0.15 | 35 | -10°C / +60°C |
| MT-RJ | OM1, OM2 | 0.5 | 20 | -10°C / +60°C |
| MT-RJ | OM3 | 0.5 | 25 | -10°C / +60°C |
| MPO | OM1, OM2 | 0.75 | 20 | -10°C / +60°C |
| MPO | OM3 | 0.5 | 25 | -10°C / +60°C |
| MPOptimate | OM3, OM4 | 0.35 | 28 | -10°C / +60°C |

SINGLEMODE

| | | | | |
|-----------------------|-----|------|----|---------------|
| LC/PC & SC/PC & ST/PC | OS2 | 0.3 | 45 | -10°C / +60°C |
| LC/APC & SC/APC | OS2 | 0.3 | 65 | -10°C / +60°C |
| MT-RJ | OS2 | 0.75 | 35 | -10°C / +60°C |
| MPO, MPO/APC | OS2 | 0.6 | 35 | -10°C / +60°C |

* Attenuation and return loss values against reference connector

PIGTAILS

| Fiber Cable | Connector Ferrule Material | |
|-----------------------------|----------------------------|---------------|
| Tight buffer or semi-tight | LC, SC, ST | ceramic |
| (specified per part number) | MT-RJ | thermoplastic |

| MULTIMODE | FIBER TYPE | MAX. ATTENUATION [dB]* | MIN. RETURN LOSS [dB]* | TEMP RANGE |
|--------------------------|------------|------------------------|------------------------|---------------|
| LC/PC & SC/PC & ST/PC | OM1, OM2 | 0.3 | 20 | -10°C / +60°C |
| LC/PC & SC/PC | OM3 | 0.3 | 25 | -10°C / +60°C |
| LC/PC & SC/PC (LOW LOSS) | OM3, OM4 | 0.15 | 35 | -10°C / +60°C |
| MT-RJ | OM1, OM2 | 0.5 | 20 | -10°C / +60°C |
| MT-RJ | OM3 | 0.5 | 25 | -10°C / +60°C |

SINGLEMODE

| | | | | |
|-----------------------|-----|------|----|---------------|
| LC/PC & SC/PC & ST/PC | OS2 | 0.3 | 45 | -10°C / +60°C |
| LC/APC & SC/APC | OS2 | 0.3 | 65 | -10°C / +60°C |
| MT-RJ | OS2 | 0.75 | 35 | -10°C / +60°C |

* Attenuation and return loss values against reference connector

Fiber Optic Cabling

Patch Cords and Pigtails

LC Duplex Uniboot - LC Duplex Uniboot

FEATURES

- All assemblies are machine polished providing the highest quality
- Multimode OM3, OM4 and singlemode assemblies have an ensured performance by Optimized-Physical-Contact (OPC)
- All assemblies are factory tested and come with a test protocol



ORDERING INFORMATION

| Description | Part Number |
|-------------|-------------|
| OM2 | Y-2160404-X |
| OM3 | Y-2160349-X |
| OM4 | Y-2160588-X |

| Y- -X | Length |
|-------|--------|
| 0- -1 | 1 m |
| 0- -2 | 2 m |
| 0- -3 | 3 m |
| 0- -5 | 5 m |
| 1- -0 | 10 m |

LC Duplex / LC Duplex Patch Cords

FEATURES

- All assemblies are machine polished providing highest quality.
- Multimode OM3, OM4 and singlemode OS2 assemblies have an ensured performance by Optimized-Physical-Contact (OPC).
- All assemblies are factory tested and come with a test protocol.



ORDERING INFORMATION

| Description | Part Number |
|----------------|-------------|
| OS2 | Y-6536501-X |
| OS2/APC | Y-2160008-X |
| OM2 | Y-6536502-X |
| OM1 | Y-6536503-X |
| OM3 XG 10 Gb/s | Y-6536969-X |
| OM4 | Y-2160046-X |

| Y- -X | Length |
|-------|--------|
| 0- -1 | 1 m |
| 0- -2 | 2 m |
| 0- -3 | 3 m |
| 0- -5 | 5 m |
| 1- -0 | 10 m |

Fiber Optic Cabling

Patch Cords and Pigtails

LC Duplex / SC Duplex Patch Cords

FEATURES

- All assemblies are machine polished providing highest quality.
- Multimode OM3, OM4 and singlemode OS2 assemblies have an ensured performance by Optimized-Physical-Contact (OPC).
- All assemblies are factory tested and come with a test protocol.



ORDERING INFORMATION

| Description | Part Number | Y- -X | Length |
|----------------|-------------|-------|--------|
| OS2 | Y-6536508-X | 0- -1 | 1 m |
| OM2 | Y-6536509-X | 0- -2 | 2 m |
| OM1 | Y-6536510-X | 0- -3 | 3 m |
| OM3 XG 10 Gb/s | Y-6536967-X | 0- -5 | 5 m |
| OM4 | Y-2160048-X | 1- -0 | 10 m |

LC Duplex / ST-Style Patch Cords

FEATURES

- All assemblies are machine polished providing highest quality.
- Multimode OM3 and singlemode OS2 assemblies have an ensured performance by Optimized-Physical-Contact (OPC).
- All assemblies are factory tested and come with a test protocol.



ORDERING INFORMATION

| Description | Part Number | Y- -X | Length |
|----------------|-------------|-------|--------|
| OS2 | Y-6695657-X | 0- -1 | 1 m |
| OM2 | Y-1568757-X | 0- -2 | 2 m |
| OM1 | Y-6695121-X | 0- -3 | 3 m |
| OM3 XG 10 Gb/s | Y-6695697-X | 0- -5 | 5 m |
| | | 1- -0 | 10 m |

Fiber Optic Cabling

Patch Cords and Pigtails

SC Duplex / SC Duplex Patch Cords

FEATURES

- All assemblies are machine polished providing highest quality.
- Multimode OM3, OM4 and singlemode OS2 assemblies have an ensured performance by Optimized-Physical-Contact (OPC).
- All assemblies are factory tested and come with a test protocol.




ORDERING INFORMATION

| Description | Part Number | Y- -X | Length |
|----------------|-------------|-------|--------|
| OS2 | Y-6348260-X | 0- -1 | 1 m |
| OS2/APC | Y-6536767-X | 0- -2 | 2 m |
| OM2 | Y-5349565-X | 0- -3 | 3 m |
| OM1 | Y-5349578-X | 0- -5 | 5 m |
| OM3 XG 10 Gb/s | Y-6536464-X | 1- -0 | 10 m |
| OM4 | Y-2160047-X | | |

SC Duplex / ST-Style Duplex Patch Cords

FEATURES

- All assemblies are machine polished providing highest quality.
- All assemblies are factory tested and come with a test protocol.



ORDERING INFORMATION

| Description | Part Number | Y- -X | Length |
|-------------|-------------|-------|--------|
| OM2 | Y-5349567-X | 0- -1 | 1 m |
| OM1 | Y-5349580-X | 0- -2 | 2 m |
| | | 0- -3 | 3 m |
| | | 0- -5 | 5 m |
| | | 1- -0 | 10 m |

ST-Style Duplex / ST-Style Duplex Patch Cords

FEATURES

- All assemblies are machine polished providing highest quality.
- Singlemode OS2 assemblies have an ensured performance by Optimized-Physical-Contact (OPC).
- All assemblies are factory tested and come with a test protocol.



ORDERING INFORMATION

| Description | Part Number | Y- -X | Length |
|-------------|-------------|-------|--------|
| OS2 | Y-6206158-X | 0- -1 | 1 m |
| OM2 | Y-5349561-X | 0- -2 | 2 m |
| OM1 | Y-5349574-X | 0- -3 | 3 m |
| | | 0- -5 | 5 m |
| | | 1- -0 | 10 m |

Fiber Optic Cabling

Patch Cords and Pigtails

MT-RJ/MT-RJ Patch Cords

FEATURES

- All assemblies are machine polished providing highest quality.
- Multimode OM3 and singlemode OS2 assemblies have an ensured performance by Optimized-Physical-Contact (OPC).
- All assemblies are factory tested and come with a test protocol.



ORDERING INFORMATION

| Description | Part Number | Y- -X | Length |
|----------------|-------------|-------|-------------|
| | | OS2 | Y-6206621-X |
| OM2 | Y-6206617-X | 0- -2 | 2 m |
| OM1 | Y-6206613-X | 0- -5 | 5 m |
| OM3 XG 10 Gb/s | Y-6536462-X | 1- -0 | 10 m |

MT-RJ/LC Duplex Patch Cords

FEATURES

- All assemblies are machine polished providing highest quality.
- Multimode OM3 and singlemode OS2 assemblies have an ensured performance by Optimized-Physical-Contact (OPC).
- All assemblies are factory tested and come with a test protocol.



ORDERING INFORMATION

| Description | Part Number | Y- -X | Length |
|----------------|-------------|-------|-------------|
| | | OS2 | Y-6536511-X |
| OM2 | Y-6536512-X | 0- -2 | 2 m |
| OM1 | Y-6536513-X | 0- -3 | 3 m |
| OM3 XG 10 Gb/s | Y-6536968-X | 0- -5 | 5 m |
| | | 1- -0 | 10 m |

MT-RJ/SC Duplex Patch Cords

FEATURES

- All assemblies are machine polished providing highest quality.
- Multimode OM3 and singlemode OS2 assemblies have an ensured performance by Optimized-Physical-Contact (OPC).
- All assemblies are factory tested and come with a test protocol.



ORDERING INFORMATION

| Description | Part Number | Y- -X | Length |
|----------------|-------------|-------|-------------|
| | | OS2 | Y-6206623-X |
| OM2 | Y-6206619-X | 0- -2 | 2 m |
| OM1 | Y-6206615-X | 0- -3 | 3 m |
| OM3 XG 10 Gb/s | Y-6536463-X | 0- -5 | 5 m |
| | | 1- -0 | 10 m |

Fiber Optic Cabling

Patch Cords and Pigtails

MT-RJ/ST-Style Duplex Patch Cords

FEATURES

- All assemblies are machine polished providing highest quality.
- Multimode OM3 and singlemode OS2 assemblies have an ensured performance by Optimized-Physical-Contact (OPC).
- All assemblies are factory tested and come with a test protocol.



| Y- -X | Length |
|-------|--------|
| 0- -1 | 1 m |
| 0- -2 | 2 m |
| 0- -3 | 3 m |
| 0- -5 | 5 m |
| 1- -0 | 10 m |


ORDERING INFORMATION

| Description | Part Number |
|-------------|-------------|
| OM2 | Y-6206620-X |
| OM1 | Y-6206616-X |

Mode Conditioning Patch Cords

FEATURES

- Used for the implementation of Gigabit and 10 Gigabit Ethernet laser based transmissions over multimode fiber (MMF)
- For 50 μm and 62,5 μm fibers
- LSZH sheath
- Standard length 3 m



ORDERING INFORMATION

| Description | Part Number |
|---|-------------|
| LC Duplex (SM) to LC Duplex, OM2; Length: 3 m | 6536803-3 |
| LC Duplex (SM) to SC Duplex, OM2; Length: 3 m | 6536810-3 |
| LC Duplex (SM) to SC Duplex, OM1; Length: 3 m | 6536811-3 |
| LC Duplex (SM) to ST-Style Duplex, OM1; Length: 3 m | 6695313-3 |
| SC Duplex to SC Duplex;OM2; Length: 3 m | 6206820-3 |
| SC Duplex to SC Duplex; OM2; Length: 3 m | 6206821-3 |
| SC Duplex (SM) to ST-Style Duplex; OM2; Length: 3 m | 6348269-3 |
| SC Duplex to ST-Style Duplex; OM1; Length: 3 m | 6348271-3 |
| SC Duplex (SM) to MT-RJ; OM2; Length: 3 m | 6536769-3 |
| SC Duplex (SM) to MT-RJ; OM1; Length: 3 m | 6536770-3 |
| MT-RJ (SM) to SC Duplex; OM2; Length: 3 m | 6536447-3 |
| MT-RJ (SM) to SC Duplex; OM; Length: 3 m | 6536446-3 |
| MT-RJ (SM) to ST-Style Duplex; OM2; Length: 3 m | 6536445-3 |
| MT-RJ (SM) to ST-Style Duplex; OM1; Length: 3 m | 6536444-3 |

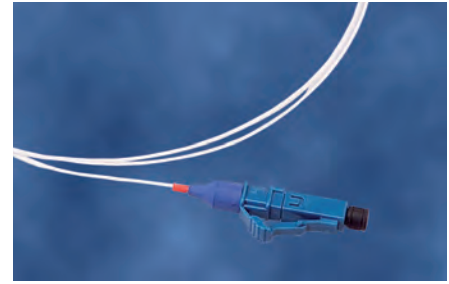
Fiber Optic Cabling

Patch Cords and Pigtails

LC Pigtails

FEATURES

- All assemblies are machine polished providing highest quality.
- Multimode OM3, OM4 and singlemode OS2 assemblies have an ensured performance by Optimized-Physical-Contact (OPC).
- All assemblies are factory tested and come with a test protocol.




ORDERING INFORMATION

| Description | Part Number |
|--|-------------|
| LC tuned; OS2; Strip: semi-tight; Length: 2 m | 6536880-2 |
| LC tuned; OS2; Strip: tight; Length: 2 m | 6695512-2 |
| LC/APC; OS2; Strip: semi-tight; Length: 2 m | 2055425-2 |
| LC; OM1; Strip: semi-tight; Length: 2 m | 6536974-2 |
| LC; OM1; Strip: tight; Length: 2 m | 6695510-2 |
| LC; OM2; Strip: semi-tight; Length: 2 m | 6536975-2 |
| LC; OM2; Strip: tight; Length: 2 m | 6695509-2 |
| LC; OM3 XG 10 Gb/s; Strip: semi-tight; Length: 2 m | 6536966-2 |
| LC; OM3 XG 10 Gb/s; Strip: tight; Length: 2 m | 6695511-2 |
| LC; OM4; Strip: semi-tight buffer; Length: 2 m | 2160042-2 |
| LC; OM4; Strip: tight buffer; Length: 2 m | 2160040-2 |

SC Pigtails

FEATURES

- All assemblies are machine polished providing highest quality.
- Multimode OM3, OM4 and singlemode OS2 assemblies have an ensured performance by Optimized-Physical-Contact (OPC).
- All assemblies are factory tested and come with a test protocol.



ORDERING INFORMATION

| Description | Part Number |
|--|-------------|
| SC/PC tuned; OS2; Strip: semi-tight; Length: 2 m | 5233582-2 |
| SC/PC tuned; OS2; Strip: tight; Length: 2 m | 6695508-2 |
| SC/APC; OS2; Strip: semi-tight; Length: 2 m | 5233103-2 |
| SC; OM1; Strip: semi-tight; Length: 2 m | 5349584-4 |
| SC; OM1; Strip: tight buffer; Length: 2 m | 6695506-2 |
| SC; OM2; Strip: semi-tight; Length: 2 m | 5349568-4 |
| SC; OM2; Strip: tight buffer; Length: 2 m | 6695505-2 |
| SC OM3 XG 10 Gb/s (Strip length ca. 0.8 m); Strip: semi-tight; Length: 2 m | 6536555-2 |
| SC OM3 XG 10 Gb/s; Strip: tight; Length: 2 m | 6695507-2 |
| SC; OM4; Strip: semi-tight buffer; Length: 2 m | 2160043-2 |
| SC; OM4; Strip: tight buffer; Length: 2 m | 2160041-2 |

Fiber Optic Cabling

Patch Cords and Pigtails

ST-Style Pigtails

FEATURES

- All assemblies are machine polished providing highest quality.
- All assemblies are factory tested and come with a test protocol.

ORDERING INFORMATION

| Description | Part Number |
|----------------------------|-------------|
| ST-Style; OM2; Length: 2 m | 5349569-4 |
| ST-Style; OM1; Length: 2 m | 5349582-4 |




MT-RJ Pigtails

FEATURES

- Fits in all TE CONNECTIVITY MT-RJ Patch Panels
- Multimode OM3 and singlemode OS2 assemblies have an ensured performance by Optimized-Physical-Contact (OPC).
- Colored housing optional available

ORDERING INFORMATION

| Description | Part Number |
|---|-------------|
| MT-RJ SL Series Housing; Color: almond | 1374416-1 |
| MT-RJ SL Series Housing; Color: black | 1374416-2 |
| MT-RJ SL Series Housing; Color: white | 1374416-3 |
| MT-RJ SL Series Housing; Color: grey | 1374416-4 |
| MT-RJ SL Series Housing; Color: electrical ivory | 1-1374416-1 |
| MT-RJ Jack Pigtail; OM1; Color: black; Length: 3 m; | 6348941-1 |
| MT-RJ Jack Pigtail; OM2; Color: black; Length: 3 m; | 6348942-1 |
| MT-RJ Jack Pigtail; OS2; Color: blue; Length: 3 m; | 6391366-1 |
| MT-RJ Jack Pigtail; OM3 10Gbit XG; Color: black; Length: 3 m; | 6536556-1 |



Fiber Optic Cabling

Outlets

Universal Fiber Optic wall outlets

FEATURES

- Unpopulated wall outlets for all Fiber-to-the-Desk applications (Inserts to be ordered separately)

Color: pure white (RAL 9010)



ORDERING INFORMATION

| Description | Part Number |
|--|-------------|
| "45x45" Outlet 45 x 45 mm for SC-Duplex, ST-Style, SL adaptor or MT-RJ jack; Color: white (RAL 9010) | 183931-1 |
| DIN Outlet for SC Duplex or SC/ST-Style Duplex Adaptor; Frame: No; Color: almond (RAL 1013) | 966936-2 |
| DIN Outlet for SC Duplex or SC/ST-Style Duplex Adaptor; Frame: No; Color: white (RAL 9010) | 2-966936-2 |

DIN Dual Angled Outlet

FEATURES

- Dual outlet to accept either up to 2 SL Series Jacks
- To be used with single or multiple gang DIN faceplates
- Supplied complete with back plate, adapter plate and shutters
- Individual ports are icon-able



ORDERING INFORMATION

| Description | Part Number |
|---|-------------|
| DIN Dual Angled Outlet, for 2x Slim Line Jack; Color: almond (RAL 1013) | 966936-5 |
| DIN Dual Angled Outlet, for 2x Slim Line Jack; Color: pure white (RAL 9010) | 2-966936-5 |

Fiber Optic Cabling

Outlets

DIN Surface Mount Outlet Back Box

FEATURES

- Back Box for Surface Mounting
- Available individually or as a complete kit with a single faceplate
- Not suitable for use with multiple faceplates

ORDERING INFORMATION

| Description | Part Number |
|--|-------------|
| Surface Mount Outlet Back Box; almond (RAL 1013); Back box only | 966740-1 |
| Surface Mount Outlet Back Box; almond (RAL 1013); Back box + faceplate | 966740-2 |
| Surface Mount Outlet Back Box; pure white (RAL 9010); Back box only | 2-966740-1 |
| Surface Mount Outlet Back Box; pure white (RAL 9010); Back box + faceplate | 2-966740-2 |
| Adaptor DIN RAIL to DIN Surface Mount Outlet Back Box | 1671164-1 |




Cable Management for 2 Port Wall Outlets

FEATURES

- Cable management with strain relief for the cable
- For all DIN style wall outlets

ORDERING INFORMATION

| Description | Part Number |
|------------------|-------------|
| Cable management | 1534332-1 |



Fiber Optic Cabling

Outlets

Fiber Optic Wall Outlet

FEATURES

- Designed for modern small-form-factor deployments and into legacy Gigabit Ethernet deployments.
- MT-RJ offers both singlemode and multimode solutions, whilst LC, SC, and ST are available as a multimode solution.
- Integrated cable management allows diverse routing for excess spool management and maintenance of bend radius whilst the Fiber optic cable is housed in the solution.
- The footprint suits standard (BS4660) electrical wall back boxes for deployment in trunking and walls.
- Designed to allow the insertion of heat shrink splice protection holders giving the flexibility to choose between direct termination and splicing.
- Anchor points allow the Fiber optic cable to be tied-off at the point of entry into the base which prevents the cable from slipping back into a wall recess during installation.
- Per port labelling provides easy identification of each subscriber network link.



ORDERING INFORMATION

| Description | Part Number |
|----------------------|-------------|
| 1 x SC duplex outlet | 7033106902 |
| 2 x SC duplex outlet | 7033106904 |
| 2 x ST outlet | 7033107102 |
| 4 x ST outlet | 7033107104 |
| 1 x LC quad outlet | 1350376 |
| 2 x LC quad outlet | 1350377 |

Fiber Optic Cabling

Adaptors

LC Duplex/LC Duplex Adaptors

FEATURES

- Suitable for any LC Duplex connector
- Fits in any SC Simplex cut-out
- Available for singlemode and multimode



ORDERING INFORMATION

| Description | Part Number |
|--|-------------|
| Housing: Plastic; Sleeve: Ceramic; Color: blue; Mounting: Clip/Screw; Application: SM | 6457567-4 |
| Housing: Plastic; Sleeve: Ceramic; Color: almond; Mounting: Clip/Screw; Application MM | 6457567-5 |
| Housing: Plastic; Sleeve: Ceramic; Color: green; Mounting: Clip/Screw; Application: SM | 2125019-2 |
| Housing: Plastic; Sleeve: Metal; Color: almond; Mounting: Clip/Screw; Application: MM | 6457567-8 |
| Housing: Plastic; Sleeve: Ceramic; Color: aqua; Mounting: Clip/Screw; Application: OM3 XG 10Gb/s | 1-6457567-6 |

LC Quad/LC Quad Adaptors

FEATURES

- Suitable for any LC Duplex connector
- Fits in any SC Duplex cut-out
- Available for singlemode and multimode



ORDERING INFORMATION

| Description | Part Number |
|--|-------------|
| Housing: Plastic; Sleeve: Ceramic; Color: blue; Mounting: Clip/Screw; Application: SM | 1695790-4 |
| Housing: Plastic; Sleeve: Metal; Color: beige; Mounting: Clip/Screw; Application: MM | 1695790-5 |
| Housing: Plastic; Sleeve: Ceramic; Color: aqua; Mounting: Clip/Screw; Application: OM3 XG 10Gb/s | 1-1695790-0 |
| Housing: Plastic; Sleeve: Ceramic; Color: green; Mounting: Clip/Screw; Application : SM | 1695790-6 |

SC Duplex/SC Duplex Adaptors

FEATURES

- Suitable for any SC duplex connector
- Available for singlemode and multimode



ORDERING INFORMATION

| Description | Part Number |
|--|-------------|
| Housing: Plastic; Sleeve: Ceramic; Color: blue; Mounting: Clip/Screw; Application: SM | 1-5502776-1 |
| Housing: Plastic; Sleeve: Ceramic; Color: almond; Mounting: Clip/Screw; Application: MM | 1-5502776-2 |
| Housing: Plastic; Sleeve: Ceramic; aqua; Mounting: Clip/Screw; Application: OM3 XG 10 Gb/s | 2-5502776-6 |
| Housing: Plastic; Sleeve: Metal; Color: almond; Mounting: Clip/Screw; Application: MM | 5504640-1 |
| Housing: Plastic; Sleeve: Ceramic; Color: green; Mounting: Clip/Screw; Application SM | 2-5502776-3 |
| Housing: Plastic; Sleeve: Ceramic; Color: nickel; Mounting: Clip/Screw; Application: SM/MM | 6278049-3 |


Fiber Optic Cabling

Adaptors

SC Simplex/SC Simplex Adaptors

FEATURES

- Suitable for any SC Simplex connector
- Available for singlemode and multimode



ORDERING INFORMATION

| Description | Part Number |
|--|-------------|
| Housing: Plastic; Sleeve: Ceramic; Color: blue; Mounting: Clip/Screw; Application: SM | 1-5502632-1 |
| Housing: Plastic; Sleeve: Ceramic; Color: almond; Mounting: Clip/Screw; Application: MM | 1-5502632-2 |
| Housing: Plastic; Sleeve: Ceramic; Color: aqua; Mounting: Clip/Screw; Application: OM3 XG 10Gb/s | 2-5502632-4 |
| Housing: Plastic; Sleeve: Metal; Color: almond; Mounting: Clip/Screw; Application: MM | 5504614-1 |

SC-APC/SC-APC Adaptors

FEATURES

- Suitable for any SC-APC connector



ORDERING INFORMATION

| Description | Part Number |
|---|-------------|
| Simplex: Housing: Plastic; Sleeve: Ceramic; Color: green/without strap; Mounting: Clip/Screw; Application: SM | 2-106901-6 |
| Simplex: Housing: Plastic; Sleeve: Ceramic; Color: green/with strap; Mounting: Clip/Screw; Application: SM | 4-106901-4 |
| Duplex: Housing: Plastic; Sleeve: Ceramic; Color: green; Mounting: Clip/Screw; Application: SM | 2-5502776-3 |

ST-Style Simplex/ST-Style Simplex 2.5 mm Bayonet Adaptors

FEATURES

- Suitable for any ST-style simplex connector
- Available for singlemode and multimode



ORDERING INFORMATION

| Description | Part Number |
|--|-------------|
| Housing: Metal; Sleeve: Polymer; Application: MM | 501381-1 |
| Housing: Metal; Sleeve: Ceramic; Application: SM | 502750-1 |
| Housing: Metal; Sleeve: Metal; Application: MM | 504021-1 |
| Housing: Metal; Sleeve: Metal; Application: MM | 504021-2 |

Fiber Optic Cabling

Adaptors

SC Duplex/ST-Style Duplex Adaptors

FEATURES

- Available for singlemode and multimode
- Suitable for any ST-Style and SC connector



ORDERING INFORMATION

| Description | Part Number |
|---|-------------|
| Housing: Plastic; Sleeve: Ceramic; Color: blue; Mounting: Clip/Screw; Application: SM; Packaging: 10 | 5503137-5 |
| Housing: Plastic; Sleeve: Ceramic; Color: almond; Mounting: Clip/Screw; Application: MM Standard; Packaging: 10 | 5503137-6 |
| Housing: Plastic; Sleeve: Metal; Color: almond; Mounting: Clip/Screw; Application: MM Standard; Packaging: 10 | 5504663-4 |

SC Simplex/ST-Style Simplex Adaptors

FEATURES

- Suitable for any ST and SC Simplex connector
- Available for singlemode and multimode




ORDERING INFORMATION

| Description | Part Number |
|---|-------------|
| Housing: Plastic; Sleeve: Metal; Color: almond; Mounting: Clip/Screw; Application: MM; | 5502780-3 |
| Housing: Plastic; Sleeve: Ceramic; Color: blue; Mounting: Clip/Screw; Application: SM; | 5502780-5 |
| Housing: Plastic; Sleeve: Ceramic; Color: almond; Mounting: Clip/Screw; Application: MM | 5502780-6 |

MT-RJ/MT-RJ Adaptors

FEATURES

- Suitable for MT-RJ connectors
(1 connector with guide pins, the other without pins)
- Simplex coupler fits in SC simplex cut-out
- Duplex coupler fits in SC duplex cut out
- Available for singlemode and multimode



ORDERING INFORMATION

| Description | Part Number |
|--|-------------|
| Simplex; Housing: Plastic; Color: almond; Mounting: Clip/Screw; Application: MM/SM | 1278017-1 |
| Duplex; Housing: Plastic; Color: almond; Mounting: Clip/Screw; Application: MM | 6374906-1 |
| Duplex; Housing: Plastic; Color: blue; Mounting: Clip/Screw; Application: SM | 6374906-5 |

Fiber Optic Cabling

LightCrimp and LightCrimp Plus

AMP LightCrimp Plus Connectors

FEATURES

- Easiest and quickest fiber termination (less than one minute)
- Factory polished for consistent high quality and finish (no paper required)
- No epoxy, curing or UV-light required
- Available for ST-Style, SC and LC
- Complies with the relevant TIA/EIA, IEC, CECC und EN/IS standards
- Durability: 500 cycles



TECHNICAL DATA

- Ferrule: Ceramic
 - Attenuation typical (dB): 0.3 (MM/SM)
 - Temperature range: -10°C to +60°C
- LightCrimp Plus ST-Style; English; Part Number: 408-4457


INSTRUCTION SHEET LIGHTCRIMP PLUS

LightCrimp Plus LC; English; Part Number: 408-8925
 LightCrimp Plus SC; English; Part Number: 408-4471

LightCrimp Plus LC Connectors

FEATURES

- LC connector (simplex or duplex)
- Ceramic ferrule
- With pre-installed and pre-polished fiber



ORDERING INFORMATION

| Description | Part Number |
|---|-------------|
| Simplex LC OS2 (1.6 to 2.0 mm Jacketed Cable); Housing: Blue; Boot: Blue; Packaging: 10 | 1918626-1 |
| Simplex LC OM1 (1.6 to 2.0 mm Jacketed Cable); Housing: Beige; Boot: Beige; Packaging: 10 | 1918627-1 |
| Simplex LC OM2 (1.6 to 2.0 mm Jacketed Cable); Housing: Beige; Boot: Black; Packaging: 10 | 1918627-2 |
| Simplex LC OM3 XG/OM4 XG _A (1.6 to 2.0 mm Jacketed Cable); Housing: Beige; Boot: Aqua; Packaging: 10 | 1918627-3 |
| Simplex LC OS2 APC (250 μm + 900 μm only); Housing: green; Boot: blue; Packaging: 10 | 2064181-1 |
| Simplex LC OS2 (250 μm + 900 μm only); Housing: blue; Boot: blue; Packaging: 10 | 6754482-1 |
| Simplex LC OM1 (250 μm + 900 μm only); Housing: Beige; Boot: Beige; Packaging: 10 | 6754483-1 |
| Simplex LC OM2 (250 μm + 900 μm only); Housing: Beige; Boot: black; Packaging: 10 | 6754483-2 |
| Simplex LC OM3 XG/OM4 XG _A (250 μm + 900 μm only); Housing: Beige; Boot: Aqua; Packaging: 10 | 6754483-4 |
| Clip to connect two LC simplex to one LC duplex connector; Black (6pc per bag) | 1754371-2 |
| Clip to connect two LC simplex to one LC duplex connector; Blue | 1754371-4 |
| Clip to connect two LC simplex to one LC duplex connector; Beige | 1754371-5 |


Fiber Optic Cabling

LightCrimp and LightCrimp Plus

LightCrimp Plus SC Connectors

FEATURES

- SC connector (simplex)
- Ceramic ferrule
- With pre-installed and pre-polished fiber



ORDERING INFORMATION

| Description | Part Number |
|--|-------------|
| Simplex SC OS2 APC; (250 μm + 900 μm only); Body: green; Boot: Blue; Packaging: 10 | 2064184-1 |
| Simplex SC OM1 (250 μm + 900 μm + 3 mm jacketed cable); Body: Beige; Boot: Beige; Packaging: 10; | 5492643-1 |
| Simplex SC OM2 (250 μm + 900 μm + 3 mm jacketed cable); Body: Beige; Boot: black; Packaging: 10; | 6278079-2 |
| Simplex SC OM3 XG/OM4 XG _A 10 Gb/s (250 μm + 900 μm + 3 mm jacketed cable); Body: Beige; Boot: Aqua; Packaging: 10; | 6588291-2 |
| Simplex SC OS2 (250 μm + 900 μm + 3 mm jacketed cable); Body: blue; Boot: blue; Packaging: 10 | 6693276-1 |
| Clips to connect two SC simplex connectors to one SC duplex connector (2 clips needed); black | 6348522-1 |
| Clips to connect two SC simplex connectors to one SC duplex connector (2 clips needed); green | 6348522-2 |
| Clips to connect two SC simplex connectors to one SC duplex connector (2 clips needed); blue | 6348522-3 |
| Clips to connect two SC simplex connectors to one SC duplex connector (2 clips needed); beige | 6348522-4 |



LightCrimp Plus ST-Style Connectors

FEATURES

- ST-Style Connectors
- Ceramic ferrule
- With pre-installed and pre-polished fiber



ORDERING INFORMATION

| Description | Part Number |
|--|-------------|
| Simplex ST OS2 (250 μm + 900 μm + 3 mm jacketed cable); Boot: black; Packaging: 10 | 1828953-3 |
| Simplex ST OM1 (250 μm + 900 μm + 3 mm jacketed cable); Boot: Beige; Packaging: 10 | 5492642-2 |
| Simplex ST OM2 (250 μm + 900 μm + 3 mm jacketed cable); Boot: black; Packaging: 10 | 6278082-1 |
| Simplex ST OM3 XG/OM4 XG _A (250 μm + 900 μm + 3 mm jacketed cable); Boot: Aqua; Packaging: 10 | 6278082-2 |



Fiber Optic Cabling

LightCrimp and LightCrimp Plus

LightCrimp Splice

FEATURES

- Terminates 250 micron coated and 900 micron tight buffered and 2.0 mm jacketed fibers
- Use with MM and SM 125 micron fibers
- Use with termination toolkit Part Number 1553212-1
- Typical attenuation 0.1 dB
- Typical return loss >20 dB MM and >35 dB SM
- Instruction sheets LightCrimp Splice: Part Number 408-10193



ORDERING INFORMATION

| Description | Part Number |
|--|-------------|
| LightCrimp Splice for 250 micron coated and 900 micron tight buffered fibers | 1985374-1 |
| LightCrimp Splice for 2.0 mm jacketed fiber cable | 1985805-1 |

AMP LightCrimp Connector

FEATURES

- Cleave, crimp, polish and connect
- High performance pre-radiussed ferrules
- Reduced polishing time
- Durability: 500 cycles
- Each connector comes in a kit containing accessories needed to terminate to 900 μm buffer, 250 μm coating and 3 mm cable
- Compliant with TIA/EIA, IEC, CECC and EN standards
- No epoxy - just polish



TECHNICAL DATA

- Ferrule: Ceramic or stainless steel
- Attenuation (dB): 0.3
- Temperature range: -40 °C (ceramic) or -25 °C (stainless steel) to +65 °C

INSTRUCTION SHEET LIGHTCRIMP

LightCrimp ST-Style; English: Part Number: 408-9860

LightCrimp SC; English; Part Number: 408-4066

Fiber Optic Cabling

LightCrimp and LightCrimp Plus

LightCrimp SC Connector

FEATURES

- SC connector (simplex or duplex)
- Ceramic ferrule
- With strain relief and crimp eyelet



ORDERING INFORMATION

| Description | Part Number |
|--|-------------|
| Simplex SC MM; Ferrule: Ceramic; Packaging: 10 | 5503692-1 |
| Duplex SC MM; Ferrule: Ceramic; Packaging: 10 | 5503693-1 |
| Clip to connect two SC simplex connectors to one SC duplex connector (2 clips needed); black | 6348522-1 |
| Clip to connect two SC simplex connectors to one SC duplex connector (2 clips needed); green | 6348522-2 |
| Clip to connect two SC simplex connectors to one SC duplex connector (2 clips needed); blue | 6348522-3 |
| Clip to connect two SC simplex connectors to one SC duplex connector (2 clips needed); beige | 6348522-4 |

LightCrimp ST-Style Connector

FEATURES

- ST-Style connector
- Multimode and singlemode
- With strain relief and crimp eyelet



ORDERING INFORMATION

| Description | Part Number |
|--|-------------|
| Singlemode ST-Style; Ferrule: Ceramic; Packaging: 1 | 5504000-1 |
| Multimode ST-Style; Ferrule: Stainless steel; Packaging: 100 | 5504034-1 |
| Multimode ST-Style; Ferrule: Ceramic; Packaging: 100 | 5504600-1 |


Fiber Optic Cabling

Epoxy Connectors

LC Connector Kits

FEATURES

- Multimode and singlemode (Telcordia GR-326 tested and TIA/EIA 568-B.3 qualified)
- Universal connector body:
 - common body for simplex or duplex
 - common body for jumper or buffer applications
- Field installable duplex clip
- Improved side load strength
- Attenuation typ. < 0.2 dB
- Temperature range -40 °C to +85 °C
- Durability: 0.2 dB change after 500 cycles (MM)



ORDERING INFORMATION

| Description | Part Number |
|--|-------------|
| Type: Simplex; Ferrule: Ceramic; Boot: 1.6-2.0 mm; Fiber type: SM | 1918266-1 |
| Type: Simplex; Ferrule: Ceramic; Boot: 1.6-2.0 mm; Fiber type: MM | 1918267-1 |
| Type: Duplex; Ferrule: Ceramic; Boot: 1.6-2.0 mm; Fiber type: SM | 1918372-1 |
| Type: Duplex; Ferrule: Ceramic; Boot: 1.6-2.0 mm; Fiber type: MM | 1918373-1 |
| Type: Simplex; Ferrule: Ceramic; Boot: 3.0 mm; Fiber type: SM | 1918374-1 |
| Type: Simplex; Ferrule: Ceramic; Boot: 3.0 mm; Fiber type: MM | 1918375-1 |
| Type: Duplex; Ferrule: Ceramic; Boot: 3.0 mm; Fiber type: SM | 1918376-1 |
| Type: Duplex; Ferrule: Ceramic; Boot: 3.0 mm; Fiber type: MM | 1918377-1 |
| Type: Simplex; Ferrule: Ceramic; Boot: 0.9 mm; Fiber type: SM | 1918384-1 |
| Type: Simplex; Ferrule: Ceramic; Boot: 0.9 mm; Fiber type: MM | 1918385-1 |
| Type: Duplex; Ferrule: Ceramic; Boot: 0.9 mm; Fiber type: MM | 1918388-1 |
| Clip to connect two LC simplex to one LC duplex connector, Black | 1754371-1 |
| Clip to connect two LC simplex to one LC duplex connector, Black (6pc per bag) | 1754371-2 |
| Clip to connect two LC simplex to one LC duplex connector, Black (72 pc per bag) | 1754371-3 |
| Clip to connect two LC simplex to one LC duplex connector, Blue | 1754371-4 |

Fiber Optic Cabling

Epoxy Connectors

SC Connector Kits

FEATURES

- High performance pre-radiussed ferrules
- SC compatible JIS C-5973
- Multimode or singlemode
- Durability: 0.2 dB change after 1000 cycles (MM)
- Temperature range: -40°C to +85°C
- Attenuation typ. < 0.2 dB
- Available in simplex and duplex



ORDERING INFORMATION

| Description | Part Number |
|---|-------------|
| Bend limiting buffer boots (100 pcs); 0.9 mm; beige | 6457493-9 |
| Bend limiting buffer boots (100 pcs); 0.9 mm; black | 6457493-3 |
| Bend limiting cable boots (100 pcs); short; 3 mm; beige | 5503971-1 |
| Bend limiting cable boots (100 pcs); short; 3 mm; black | 1-5503971-0 |
| Bend limiting cable boots (100 pcs); short; 3 mm; red | 1-5503971-1 |
| Duplex; Ferrule: Ceramic; Boot: 3 mm; Crimp eyelet: yes; Fiber type: MM | 5504657-1 |
| Duplex; Ferrule: Ceramic; Boot: 3 mm; Crimp eyelet: yes; Fiber type: SM | 5504655-1 |
| Simplex; Ferrule: Ceramic; Boot: 0.9 mm; Crimp eyelet: no; Fiber type: MM | 5504932-1 |
| Simplex; Ferrule: Ceramic; Boot: 0.9 mm; Crimp eyelet: no; Fiber type: SM | 5492123-1 |
| Simplex; Ferrule: Ceramic; Boot: 3 mm; Crimp eyelet: yes; Fiber type: MM | 5503948-1 |
| Simplex; Ferrule: Ceramic; Boot: 3 mm; Crimp eyelet: yes; Fiber type: SM | 5504646-1 |
| Clip to connect two SC simplex- to one SC duplex connector; black. | 6348522-1 |
| Clip to connect two SC simplex- to one SC duplex connector; green. | 6348522-2 |
| Clip to connect two SC simplex- to one SC duplex connector; blue. | 6348522-3 |
| Clip to connect two SC simplex- to one SC duplex connector; beige. | 6348522-4 |

Fiber Optic Cabling

Epoxy Connectors

ST-Style Connector Kits

FEATURES

- High performance pre-radiussed ferrules
- ST-Style compatible bayonet coupling
- Multimode or singlemode
- Durability: 0,2 dB change after 1000 cycles (MM)
- Temperature range: -20°C to +75°C
- Attenuation typ. < 0,3 dB
- Available in DieCast and overmolded (OVM) version



ORDERING INFORMATION

| Description | Part Number |
|---|-------------|
| Bend limiting buffer boots (100 pcs); 0.9 mm; black | 5503628-2 |
| Bend limiting cable boots (100 pcs); short; 3 mm; black | 501457-1 |
| Bend limiting cable boots (100 pcs); short; 3 mm; red | 501457-3 |
| Ferrule: Ceramic; Connector body/bayonet: DieCast/Metal; 3 mm boot: no; 0.9 mm boot: yes; Crimp eyelet: yes; Fiber type: SM | 502613-2 |
| Ferrule: Ceramic; Connector body/bayonet: DieCast/Metal; 3 mm boot: yes; 0.9 mm boot: no; Crimp eyelet: yes; Fiber type: SM | 5502580-2 |
| Ferrule: Ceramic; Connector body/bayonet: OVM/Metal; 3 mm boot: no; 0.9 mm boot: no; Crimp eyelet: yes; Fiber type: MM | 503676-1 |
| Ferrule: Ceramic; Connector body/bayonet: OVM/Metal; 3 mm boot: yes; 0.9 mm boot: no; Crimp eyelet: yes; Fiber type: MM | 503677-1 |

Fiber Optic Cabling

Splicing Products


Splice Trays

FEATURES

- Splice trays delivered with cover
- Splice protectors not included in tray

ORDERING INFORMATION

| Description | Part Number |
|---|-------------|
| For 24 SMOUV (62 mm) splice protectors, picture A | 1671281-1 |
| For 24 ANT splice protectors, picture B | 1671281-2 |
| For 24 RECORDsplice splices, picture C | 1671281-3 |
| ANT splice protector; Packaging: 150 | 182398-000 |
| SMOUV splice protector (62 mm); Packaging: 100 | 657054-000 |




Fiber Optic Cabling

Splicing Products

AMP CORELINK Mechanical Splice

Mechanical Quick Termination

The CORELINK splice is easy to use, high performance mechanical splice for 125 μm singlemode and multimode fibers. Its unique clamping mechanism is activated with a simple key, no other tool is required. The splice is remateable - either fiber can be removed and replaced in the splice at any time.



FEATURES

- No fusion splice necessary
- Torsion resistant
- Bellcore TR-765 tested
- For multimode and singlemode
- For tight buffer, semi-tight and loose tube
- For 250 μm coating and 900 μm buffer
- Cleaning Tools
- Light Crimp Universal Cleave Tool
- Fiber Optic Cleave Tool for Field Installations

TECHNICAL DATA:

Singlemode

- Color: transparent
- Attenuation typical (dB): ≤ 0.3
- Return loss typical (dB): -35 dB (min)
- Application: SM
- Temperature range: -10°C to +60°C
- Dimensions: 51 x 7.6 x 3.3 mm

Multimode

- Color: transparent blue
- Attenuation typical (dB): ≤ 0.3
- Return loss typical (dB): -20 dB (min)
- Application: MM
- Temperature range: -10°C to +60°C
- Dimensions: 51 x 7.6 x 3.3 mm

CORELINK Splices

FEATURES

- Mechanical splice
- Re-usable



ORDERING INFORMATION

| Description | Part Number |
|---|-------------|
| 12 CORELINK Splices for single- and multimode | 503577-1 |
| 2 Replacement keys in key holder | 503681-1 |


Fiber Optic Cabling

Splicing Products

Splice Holder for CORELINK Splices

FEATURES

- 31.8 x 61.0 mm Elastomer holder for 6 or 12 CORELINK splices
- For mount in splice boxes or in distribution boxes




ORDERING INFORMATION

| Description | Part Number |
|---------------------------------------|-------------|
| Splice holder for 6 CORELINK splices | 559066-1 |
| Splice holder for 12 CORELINK splices | 559087-1 |

Workstation for CORELINK Splices

FEATURES

- For easy and safe installation of the CORELINK splices



ORDERING INFORMATION

| Description | Part Number |
|----------------------|-------------|
| CORELINK Cleave tool | 1871696-1 |
| CORELINK Workstation | 503605-1 |

Fiber Optic Cabling

Fiber Optic Tools

LightCrimp Plus Termination Tool Kits

FEATURES

- Termination Tool kit includes:
 - Pro-Crimper II Hand Tool and appropriate die set
 - Stripper tools
 - Kevlar scissor
 - Cable holder
 - Cleave tool



ORDERING INFORMATION

| Description | Part Number |
|--|-------------|
| LightCrimp Plus ST-Style Connector Termination Tool Kit without microscope | 492697-1 |
| LightCrimp Plus ST-Style Connector Termination Tool Kit with microscope | 492697-2 |
| LightCrimp Plus ST-Style, SC, LC Connectors and MT-RJ Jack Termination Tool Kit without microscope | 1278118-4 |
| LightCrimp Plus ST-Style, SC, LC Connectors and MT-RJ Jack Termination Tool Kit with microscope | 1278118-5 |
| LightCrimp Plus LC/SC and LightCrimp Splice Termination Tool Kit without microscope | 1553212-1 |
| LightCrimp Plus LC + SC Connector Termination Tool Kit without microscope | 1754845-1 |
| LightCrimp Plus LC + SC Connector Termination Tool Kit with microscope | 1754845-2 |

LightCrimp Termination Tool Kit

FEATURES

- Termination tool kit includes:
 - PRO-CRIMPER II Hand Tool and appropriate die set
 - Stripper tools
 - Kevlar scissor
 - Template strip
 - Cleave tool
 - Polishing bushings
 - Polishing films
 - Polishing plate
 - Microscope as listed
- Microscope separately available



ORDERING INFORMATION

| Description | Part Number |
|---|-------------|
| LightCrimp SC and ST-Style; Type: Mini Tool Kit; Microscope: No Microscope | 492543-1 |
| LightCrimp ST-Style; Type: Termination Kit; Microscope: No Microscope | 503330-1 |
| LightCrimp SC and ST-Style; Type: Termination Kit; Microscope: No Microscope | 503957-1 |
| LightCrimp SC and ST-Style; Type: Termination Kit; Microscope: Premium Microscope | 503957-2 |

Fiber Optic Cabling

Fiber Optic Tools

MT-RJ Jack Termination Tool Kit

FEATURES

- Termination tool kit includes:
 - Soft case
 - Kevlar scissors
 - MT-RJ strip length template
 - Miller strip tool
 - Actuator key
 - Cable stripper
 - Alcohol wipes
 - Micro stripper



ORDERING INFORMATION

| Description | Part Number |
|-----------------------------------|-------------|
| MT-RJ Tool Kit without microscope | 1278346-1 |
| MT-RJ Tool Kit with microscope | 1278346-2 |

Pro-Installer Epoxy/Polish Type Connector Termination Tool Kit

FEATURES

- Includes all tools necessary to install the following connectors:
 - ST-Style, TE CONNECTIVITY SC, FSD, FC, D4, FSMA (Epoxy sold separately)
- Tool kits include (except otherwise specified):
 - PRO-CRIMPER II Hand Tool and crimping dies
 - Polishing bushings
 - Polishing film
 - Cable and fiber strippers
 - Scissors
 - Scribe tool
 - Microscope with tripod and power source
 - Epoxy curing oven



ORDERING INFORMATION

| Description | Part Number |
|--|-------------|
| Tool kit with 240V curing oven and with microscope | 501258-8 |
| LC Upgrade Kit | 1754462-1 |

Fiber Optic Cabling

Fiber Optic Tools

Epoxy/Polish Type Connector Termination Tool Kit

FEATURES

- Tool kits include:
 - Carrying case
 - PRO-CRIMPER II Hand Tool and crimping dies
 - Polishing bushings
 - Polishing film
 - Cable and fiber strippers
 - Scissors
 - Scribe tool
- Kits contain polishing materials for approximately 60 connectors (consumables can be purchased separately)
- SC tool kit can also be used to install FC Connectors



ORDERING INFORMATION

| Description | Part Number |
|----------------|-------------|
| LC Upgrade Kit | 1754603-1 |
| ST-Style | 503746-1 |
| SC/FC | 503746-7 |

Universal No Epoxy Termination Tool Kit

FEATURES

- Includes all tools necessary for installing:
 - MT-RJ jacks and MT-RJ Secure jacks
 - LightCrimp Plus ST-Style, SC and LC connectors
 - LightCrimp ST-Style and SC connectors
- Termination Tool kit includes:
 - PRO-CRIMPER II Hand Tool and appropriate die set
 - Stripper tools
 - Kevlar scissor
 - Cable holder
 - Cleave tool
 - LightCrimp Plus Termination Video CD-Rom



ORDERING INFORMATION

| Description | Part Number |
|--|-------------|
| Universal no epoxy termination tool kit without microscope | 1278949-2 |
| Universal no epoxy termination tool kit with microscope | 1278949-3 |

Fiber Optic Cabling

Fiber Optic Tools

LightCrimp Universal Cleave Tool

FEATURES

- Used in both SC and ST-Style LightCrimp connector terminations
- Included in all LightCrimp tool kits



ORDERING INFORMATION

| Description | Part Number |
|----------------------------------|-------------|
| LightCrimp Universal Cleave Tool | 503705-1 |

LightCrimp Plus Cable Holder

FEATURES

- Stripping template and cable holder for LightCrimp Plus terminations
- Included in the LightCrimp Plus tool kit



ORDERING INFORMATION

| Description | Part Number |
|--------------------------------|-------------|
| LightCrimp splice cable holder | 1985771-1 |
| LC and SC | 2064540-1 |
| ST-Style | 492703-1 |

Fiber Optic Cleave Tool for Field Installations

FEATURES

- Applicable to LightCrimp Plus Connector, MT-RJ and CORELINK termination:
- Lifespan of blade is approximately 10000 cycles
- Cleaving length: 4, 6, 8, 10, 16 mm
- For 900 μ m and 250 μ m fiber



ORDERING INFORMATION

| Description | Part Number |
|-------------------------|-------------|
| Fiber Optic Cleave Tool | 1871696-1 |

Fiber Optic Cabling

Fiber Optic Tools

Separate Tools

FEATURES

- Stripping tools, Micro-Stripper and Kevlar scissor for easy and save fiber preparation



ORDERING INFORMATION

| Description | Part Number |
|---|-------------|
| Solid Steel Kevlar Scissor | 501014-1 |
| Stripping tool for cable jackets (red handles) | 1278531-1 |
| Cable Jacket Clamp | 1278625-1 |
| Kevlar shears (blue handle) | 1278637-1 |
| Miller Stripping tool for buffer, fiber coating and 2-3 mm jackets (yellow handles) | 1754708-1 |
| Micro-Strip 2 mm Cable Jacket Splitter | 2064453-2 |
| Micro-Stripper for 900 μm buffer (mandatory for MT-RJ jack termination) | 492109-2 |
| Jacket stripper | 501198-1 |

Pro Crimper II Hand Tool and Fiber Optic Die Sets

FEATURES

- Hand tool and die sets for fiber optic connectors



ORDERING INFORMATION

| Description | Part Number |
|--|-------------|
| Die Set: LC Epoxy; Cable Jacket Diameter: 1.6-2.0 & 2.4 & 3.0 mm | 1588175-1 |
| Die Set: LightCrimp Plus and LightCrimp ST-Style; Cable Jacket Diameter: 2.0, 2.5 & 3.0 mm | 492622-1 |
| Die Set: LightCrimp Plus and LightCrimp SC; Cable Jacket Diameter: 2.5 & 3.0 mm | 492783-1 |
| Die Set: LightCrimp Plus LC and SC and LightCrimp Splice; Cable Diameter: 2.0 mm | 1985766-1 |
| Die Set: SC; Cable Jacket Diameter: 2.0&2.4 / 2.5 & 3.0 mm | 492025-1 |
| Die Set: SC; Cable Jacket Diameter: 3.0 mm | 503910-1 |
| Die Set: ST-Style; Cable Jacket Diameter: 3.0 mm | 58424-1 |
| Hand Tool and Die Set: LC Epoxy; Cable Jacket Diameter: 1.6 - 2.0 & 2.4 & 3.0 mm | 1588176-1 |
| Hand Tool and Die Set: LightCrimp Plus and LightCrimp SC; Cable Jacket Diameter: 2.5 & 3.0 mm | 492782-1 |
| Hand Tool and Die Set: LightCrimp Plus and LightCrimp ST-Style; Cable Jacket Diameter: 2.0, 2.5 & 3.0 mm | 492623-1 |
| Hand Tool and Die Set: LightCrimp Plus LC and SC and LightCrimp Splice; Cable Jacket Diameter: 2.0 mm | 2064603-1 |
| Hand Tool and Die Set: LightCrimp Plus LC; Cable Jacket Diameter: 1.6-2.0 mm | 1754137-1 |
| Hand Tool and Die Set: SC; Cable Jacket Diameter: 2.0&2.4/2.5&3.0 mm | 492026-1 |
| Hand Tool and Die Set: SC; Cable Jacket Diameter: 3.0 mm | 503911-1 |
| Hand Tool and Die Set: ST-Style; Cable Jacket Diameter: 3.0 mm | 58433-4 |
| PRO-CRIMPER II Hand Tool only | 2064431-1 |

Fiber Optic Cabling

Fiber Optic Tools

Sapphire Tipped Scribe Tool and Accessories

FEATURES

- Long-lasting sapphire blade
- Pen-type casing
- For epoxy style connectors only



ORDERING INFORMATION

| Description | Part Number |
|-----------------------------|-------------|
| Sapphire tipped Scribe Tool | 504064-1 |
| Replacement Blades | 504290-1 |

Polishing Bushings, Curing Sleeves and Strip Card Kit

FEATURES

- Polishing bushings for all polishing processes
- Curing sleeves for safe oven application



Polishing Bushing 2.5 mm

ORDERING INFORMATION

| Description | Part Number |
|--|-------------|
| Curing sleeve; Used with: LC 900 µm; Notes: 12 pcs | 1457630-1 |
| Curing sleeve; Used with: LC jacketed cable; Notes: 12 pcs | 1457630-2 |
| Strip Card Kit; Used with: LC Connectors; Notes: - | 1588756-1 |
| Polishing bushing; Used with: Ceramic LC Connectors; Notes: - | 1754074-1 |
| Strip Card Kit; Used with: ST-Style and SC Connectors | 501818-1 |
| Alcohol Wipes 200 packet/box | 501857-2 |
| Curing sleeve; Used with: Ceramic, stainless steel and Polymer composite ST-Style connectors; Notes: 12 pcs. | 502259-1 |
| Polishing bushing; Used with: SC Connectors; Notes: black Polymer | 502631-1 |
| Curing sleeve; Used with: SC Connectors; Notes: 1 pc. | 502656-1 |
| Polishing bushing; Used with: Ceramic, stainless steel and Polymer composite ST-Style connectors; Notes: black Polymer | 503304-1 |
| Polishing bushing; Used with: Ceramic and stainless steel ST-Style connectors; Notes: Metal | 503337-1 |
| Polishing bushing; Used with: SC Connectors; Notes: Metal | 503787-1 |



Polishing Bushing SC



SC Curing Sleeve

ST-Style Curing Sleeve
2.5 mm bayonette

Fiber Optic Cabling

Fiber Optic Tools


Polish Pads

FEATURES

- Acryl polishing plate
- Self-adhesive polishing pad

ORDERING INFORMATION

| Description | Part Number |
|---|-------------|
| Polishing plate 8.5x11 inch | 501197-1 |
| Polishing pad for polymer ferrules 21 cm diameter, white, self-adhesive | 501523-1 |
| Polishing pad for ceramic ferrules 21 cm diameter, white, self-adhesive | 501858-1 |



Epoxy Curing Oven

FEATURES

- Reduces time required to cure epoxy in fiber optic connectors
- Accepts all TE CONNECTIVITY Fiber Optic Connectors that require epoxy
- Comes equipped to cure up to four duplex connectors and 12 simplex connectors at once
- Optional blocks to allow up to 8 duplex and 24 simplex connectors available
- Variable temperature control (60°C to 125°C)
- Includes thermometer and cable support bracket

ORDERING INFORMATION

| Description | Part Number |
|--|-------------|
| Adapter block for 1.6, 2.0 and 2.4 mm SC and LC connectors | 1457628-1 |
| Adapter block for 24 single connectors | 502129-1 |
| Curing oven (220 Volt) incl. adapter block for 16 connectors | 502134-2 |
| Adapter block for 8 duplex connectors | 502222-1 |



EPO-TEK 353ND epoxy

FEATURES

- Pre-measured bi-packs for consistent results
- Ideal for bonding fibers and optical components
- Long pot life
- Heat-cured and room-temperature epoxy
- High service temperature
- Supplied in 4-gram packs

ORDERING INFORMATION

| Description | Part Number |
|--|-------------|
| EPO-TEK 353ND; Cure time/Temp.: 10min @ 115°C; Pot life: +/- 30 min; Color after Curing: red; Viscosity (cps): 2000; Max. Temp.: 200°C; Glass transition-temp: 124°C | 504035-1 |



Fiber Optic Cabling

Fiber Optic Tools

TRA-CON (R) and Hysol (R) Epoxy

FEATURES

- General purpose epoxy for SC and ST-Style epoxy polish connectors
- Long pot life
- Heat-cured and room-temperature epoxy
- High service temperature



ORDERING INFORMATION

| Description | Part Number |
|---|-------------|
| Application: For manufacturing and field use; Connectors: FDDI, ESCON, ST-Style, FSMA; Cure time and temperature: 24 hr @ 25°C, 2 hr @ 65°C; Pot life: 30 mins; Color: blue; Packaging: 25 x 2 g; Connectors pro package: 250 | 1918652-1 |
| Application: For manufacturing and field-use; Connectors: all; Cure time and temperature: 30 mins @ 100°C; Pot life: 30 mins; Color: blue; Packaging: 1 x 70.8 g + 1 x 22.6 g; Connectors pro package: 400 | 502418-1 |



Adhesive Applicator Syringe and Polishing Films

FEATURES

- 3 ccl capacity
- Ideal for epoxy



ORDERING INFORMATION

| Description | Part Number |
|---|-------------|
| Hand Polishing Film (Packet of 15); Connector Type: Epoxy-Polish LC; Grit Grade: 0.9 µm | 1374484-1 |
| Polishing Consumables; Hand Polishing Film (Packet of 10); Connector Type: Epoxi-Polish SC, Epoxi-Polish Singlemode ST-Style, Epoxi-Polish Multimode ST-Style, LightCrimp SC and ST-Style; Grit Grade: 0.3 µm | 228433-5 |
| Polishing Consumables; Hand Polishing Film (Packet of 10); Connector Type: Epoxi-Polish Multimode ST-Style, LightCrimp SC and ST-Style; Grit Grade: 1 µm | 228433-7 |
| Polishing Consumables; Hand Polishing Film (Packet of 10); Connector Type: Epoxi-Polish SC, Epoxi-Polish Singlemode ST-Style, Epoxi-Polish Multimode ST-Style, LightCrimp SC and ST-Style; Grit Grade: 5 µm | 228433-8 |
| Polishing Consumables; Hand Polishing Film (Packet of 10); Connector Type: LightCrimp SC and ST-Style; Grit Grade: 15 µm | 228433-9 |
| Adhesive applicator syringe | 501473-3 |
| Mixing cup | 502282-2 |
| Polishing Consumables; Hand Polishing Film (Packet of 5); Connector Type: Epoxi-Polish SC, Epoxi-Polish Singlemode ST-Style | 502748-2 |

Fiber Optic Cabling

Fiber Cleaning and Inspection

Optical Fiber Inspection and Cleaning Kits

FEATURES

- Densely woven micro-fiber cloth cleans fiber optic connector tips and reduces static charge
- Reel cleaners that work with FC, SC, ST and MT-RJ connectors, as well as PARA-OPTIX products
- Stick cleaners with perforated handles for customizing length and angle
- High resolution, 200x microscope to visual inspect connectors before mating



ORDERING INFORMATION

| Description | Part Number |
|---|-------------|
| Optical Fiber and Cleaning Kit A 1x Visual Fault Locator (VFL) with 1.25 mm Adapter 1x 200x Microscope with 2.5 mm Adapter 1x 1.25 mm (LC) Microscope Adapter 1x MT-RJ Microscope Adapter 1x MPOA Microscope Adapter 1x MPO Microscope Adapter 1x Termination Training, CD-ROM 5x 2.5 mm Stick Cleaners (10/Package) 5x 1.25 mm Stick Cleaners (10/Package) 1x One Slot Reel Cleaner 1x MT-RJ w/pins Reel Cleaner 1x SC in Bulkhead Cleaner (IBC) 1x LC IBC 1x MPO IBC 1x Premium Hardcase | 2064651-1 |
| Optical Fiber and Cleaning Kit B 1x Visual Fault Locator (VFL) with 1.25 mm Adapter 1x 200x Microscope with 2.5 mm Adapter 1x 1.25 mm (LC) Microscope Adapter 1x MT-RJ Microscope Adapter 1x Termination Training, CD-ROM 5x 2.5 mm Stick Cleaners (10/Package) 5x 1.25 mm Stick Cleaners (10/Package) 1x One Slot Reel Cleaner 1x MT-RJ w/pins Reel Cleaner 1x SC in Bulkhead Cleaner (IBC) 1x LC IBC 1x Premium Hardcase | 2064651-2 |
| Optical Fiber and Cleaning Kit C 1x Visual Fault Locator (VFL) with 1.25 mm Adapter 1x 200x Microscope with 2.5 mm Adapter 1x 1.25 mm (LC) Microscope Adapter 1x Termination Training, CD-ROM 5x 2.5 mm Stick Cleaners (10/Package) 5x 1.25 mm Stick Cleaners (10/Package) 1x One Slot Reel Cleaner 1x SC in Bulkhead Cleaner (IBC) 1x LC IBC 1x Premium Hardcase | 2064651-3 |

Fiber Optic Cabling

Fiber Cleaning and Inspection

MPO/LC/SC/MT-RJ Cassette Cleaners

ORDERING INFORMATION

| Description | Part Number |
|---|-------------|
| MTP/MPO with pins; Packaging: 1 | 1918802-1 |
| 1 Slot Reel Cleaner for MPO/LC/SC and MT-RJ; Packaging: 1 | 1918803-1 |
| MT-RJ with pins Reel Cleaner; Packaging: 1 | 1918804-1 |
| 2 Slot reel cleaner for LC and SC; Packaging: 1 | 1918805-1 |
| Cleaner Refill; Packaging: 6 rolls | 1918806-1 |



MPO Coupler Cleaner

ORDERING INFORMATION

| Description | Part Number |
|-----------------------|-------------|
| MPO IBC; Packaging: 1 | 1918809-1 |



Card Cleaner

ORDERING INFORMATION


| Description | Part Number |
|--|-------------|
| Card Cleaner; Packaging: 1 | 1918810-1 |
| Card Cleaner Refill; Packaging: 100 sheets | 1918811-1 |



Cleaning Sticks for Single Fiber Couplers

ORDERING INFORMATION

| Description | Part Number |
|---|-------------|
| 2.5 mm stick cleaner; Packaging: 25 x 10 | 1918807-1 |
| 1.25 mm stick cleaner; Packaging: 25 x 10 | 1918808-1 |



LC/SC bulkhead cleaner

ORDERING INFORMATION

| Description | Part Number |
|------------------------------|-------------|
| SC IBC (In Bulkhead Cleaner) | 2064499-1 |
| LC IBC (In Bulkhead Cleaner) | 2064500-1 |



Fiber Optic Cabling

Fiber Cleaning and Inspection

Inspection Microscope

FEATURES

- Optimal visual examination of terminated ends
- 500 µm field of view
- Dual illumination
- Coaxial for inspecting polish quality
- Oblique for general conditions
- Field and laboratory examination for multimode and singlemode fibers
- Portable
- Integral infrared filters for safety
- Do NOT use any microscope to view active fiber signals
- Disposable, Type LR44 batteries
- Long-life LED (appr. 100.000 hours of operation)

- Each kit contains:
 - 10-power objective microscope with an impact resistant ergonomic rubber shell and high quality glass optics
 - 20-power eyepiece
 - Padded carrying case with an integrated belt loop and internal adapter storage pocket
 - Neck lanyard with safety breakaway feature
 - Universal 2.5 mm ferrule adapter (for SC, ST and FC)



ORDERING INFORMATION

| Description | Part Number |
|---|-------------|
| 1.25 mm universal (LC and MU) | 1754765-1 |
| 2.50 mm universal (SC, ST-Style and FC) | 1754766-1 |
| Inspection Microscope Kit | 1754767-1 |
| MT-RJ | 1754768-1 |
| SC/APC | 1828833-1 |
| MPO Microscope Adapter | 1828836-1 |
| MPOA Microscope Adapter | 1828837-1 |
| 1.25 mm universal LC duplex adapter | 2123273-1 |
| 1.25 mm LC APC adapter | 1553785-1 |

Fiber Optic Cabling

Fiber Cleaning and Inspection

Visual Fault Locator

FEATURES

- 650 µm (visible) Class 2 1.0 mW max. Diode Laser
- Continuous and flashing (2-3 Hz pulsed) modes
- Uses 1 “AA” style battery for >30 hours of continuous use
- Standard 2.5 mm adaptor for SC, ST, and FC connectors
- Optional 1.25 mm adaptor for LC and MU connectors



ORDERING INFORMATION

| Description | Part Number |
|--|-------------|
| Hand Held Visual Fault Locator incl. 2.5 mm adaptor | 1828352-1 |
| Hand Held Visual Fault Locator incl. 2.5 + 1.25 mm adaptor | 1828352-2 |
| Adaptor for Hand Held VFL 1.25 mm | 1828353-1 |

OTDR Launch Lead Kits for Optical Testing and Certification

FEATURES

- Each kit contains:
 - Launch and tail lead
 - Length 400 m (MM) and 500 m (SM)
 - Data sheet of end face geometry
 - Coupling bushings
 - Cleaning aides
 - Instruction manual



| Y- -X | Connector Type | Y- -X | Connector Type | Y- -X | Connector Type | Y- -X | Connector Type |
|-------|----------------|-------|----------------|-------|----------------|-------|----------------|
| 0- -1 | SC/PC to SC/PC | 0- -6 | ST/PC to SC/PC | 1- -1 | LC/PC to SC/PC | 1- -6 | FC/PC to SC/PC |
| 0- -2 | SC/PC to ST/PC | 0- -7 | ST/PC to ST/PC | 1- -2 | LC/PC to ST/PC | 1- -7 | FC/PC to ST/PC |
| 0- -3 | SC/PC to LC/PC | 0- -8 | ST/PC to LC/PC | 1- -3 | LC/PC to LC/PC | 1- -8 | FC/PC to LC/PC |
| 0- -4 | SC/PC to PC/PC | 0- -9 | ST/PC to PC/PC | 1- -4 | LC/PC to PC/PC | 1- -9 | FC/PC to PC/PC |
| 0- -5 | SC/PC to MT-RJ | 1- -0 | ST/PC to MT-RJ | 1- -5 | LC/PC to MT-RJ | 2- -0 | FC/PC to MT-RJ |

ORDERING INFORMATION

| Description | Part Number |
|-----------------------------|-------------|
| OM2-OM3 and OM4 Launch Lead | Y-6695240-X |
| OM1 Launch Lead | Y-6695242-X |
| OS2 Launch Lead | Y-6695244-X |

Fiber Optic Cabling

Fiber Cleaning and Inspection

Power meter testlead Kits for Optical Testing and Certification

FEATURES:

- Simplex Test leads
- LSZH cable, Length 3 meter
- Data sheet of end face geometry packed per assembly
- MOQ: 6 per item

ORDERING INFORMATION



| Description | Part Number |
|--|-------------|
| 50 micron test lead for OM2-OM3 and OM4 Attenuation test | |
| SC/PC to SC/PC | 2160547-3 |
| SC/PC to LC/PC | 2160548-3 |
| LC/PC to LC/PC | 2160549-3 |
| 9 micron test lead for SM OS1 and SM OS2 Attenuation test | |
| SC/PC to SC/PC | 2160550-3 |
| SC/PC to LC/PC | 2160551-3 |
| LC/PC to LC/PC | 2160552-3 |

13. Modular Twisted Pair Cabling

Category 7_A

| | |
|--------------------------|-----|
| Cable | 198 |
| Jacks..... | 199 |
| Consolidation Point..... | 200 |
| Patch Cords..... | 201 |

Category 6_A

| | |
|--------------------------|-----|
| Cable | 205 |
| Jacks..... | 207 |
| Consolidation Point..... | 209 |
| Patch Cords..... | 210 |

Category 6

| | |
|--------------------------|-----|
| Cable | 211 |
| Jacks..... | 212 |
| Outlets..... | 215 |
| Patch Panels..... | 216 |
| Consolidation Point..... | 218 |
| Patch Cords..... | 219 |

Category 5e

| | |
|--------------------------|-----|
| Cable | 222 |
| Jacks..... | 224 |
| Outlets..... | 226 |
| Patch Panels..... | 227 |
| Consolidation Point..... | 229 |
| Patch Cords..... | 230 |

Voice

| | |
|---------------------|-----|
| Backbone Cable..... | 233 |
| Jacks | 234 |
| LSA-PLUS..... | 237 |
| Indoor Boxes..... | 242 |

Unloaded Hardware

| | |
|--------------------------|-----|
| Patch Panels..... | 245 |
| Consolidation Point..... | 248 |
| Mini Pods..... | 249 |
| Outlets..... | 250 |
| Surface Mount Boxes..... | 264 |

| | |
|---------------------------------|-----|
| Twisted Pair Tools | 266 |
|---------------------------------|-----|

Modular Twisted Pair


Category 7_A - Cable

Category 7_A S/FTP Cable AWG 22

FEATURES

- High performance S/FTP cable
- Enables broadband applications like CATV, multimedia etc.
- Qualified against IEC 61156-7 and tested up to 1500MHz
- Individually foiled pairs plus overall copper braid
- AWG 22 solid conductor
- Fire retardant LSZH sheath

Color: white



ORDERING INFORMATION


| Description | Part Number |
|---|-------------|
| AWG 22; Type: Simplex; OD 8.1 mm; Packaging: 1000 m/Reel | 1499101-1 |
| AWG 22; Type: Duplex; OD 8.1 x 16.5 mm; Packaging: 500 m/Reel | 1711003-1 |

Category 7_A S/FTP Cable AWG 23

FEATURES

- High performance S/FTP cable
- Qualified against IEC 61156-5 Category 7_A and tested up to 1200MHz
- Individually foiled pairs plus overall copper braid
- AWG 23 solid conductor
- Fire retardant LSZH sheath

Color: white



ORDERING INFORMATION

| Description | Part Number |
|---|-------------|
| AWG 23; Type: Simplex; OD 7.9 mm; Packaging: 1000 m/Reel | 1711910-1 |
| AWG 23; Type: Duplex; OD 7.9 x 16.0 mm; Packaging: 500 m/Reel | 1711913-1 |

Modular Twisted Pair

Category 7_A - Jacks

AMP-TWIST 7_AS SL Jack

FEATURES

- 4 chamber connector, fully compatible to IEC 61076-3-104 Ed. 2, 1000 MHz
- Class F_A / Category 7_A as per ISO/IEC 11801 Ed.2 Amd.2
- Termination time less than 1.5 minutes using TE's AWC technique
- Easiest installation with only 2 parts
- Patented shield clamp with integrated strain relief
- Available with or without dust cover
- Optional colored dust covers available



ORDERING INFORMATION

| Description | Part Number |
|---|-------------|
| Cat. 7 _A die-cast Jack without dust cover, 180° cable exit | 1711437-1 |
| Cat. 7 _A die-cast Jack with dust cover, 180° cable exit | 1711441-1 |
| Colored dust cover (in bag of 50 pieces); Color: blue | 1-1711481-6 |
| Colored dust cover (in bag of 50 pieces); Color: red | 1-1711481-7 |
| Colored dust cover (in bag of 50 pieces); Color: yellow | 1-1711481-8 |
| Colored dust cover (in bag of 50 pieces); Color: green | 1-1711481-9 |

Modular Twisted Pair

Category 7_A - Consolidation Point

AMP-TWIST 7_AS Consolidation Point Transition Cable Assemblies

FEATURES

- Assembly to connect the work area outlet with the consolidation or transition point
- Saves time and money on moves, adds and changes
- Slim line design for High-Density solutions
- According to ISO/IEC 11801
- Cat. 7_A S/FTP solid cable acc. to IEC 61156-7
- LSFRZH sheath



Color: white

ORDERING INFORMATION

| Description | Part Number |
|---|-------------|
| AMP-TWIST 7 _A S SL jack w/o dust cover to AMP-TWIST 7 _A S plug; Class F _A | Y-1711579-X |
| AMP-TWIST 7 _A S SL jack with dust cover to AMP-TWIST 7 _A S plug; Class F _A | Y-1711776-X |

| Y- -X | Length |
|-------|--------|
| 0- -5 | 5.0 m |
| 1- -4 | 7.5 m |
| 1- -0 | 10.0 m |
| 1- -5 | 15.0 m |
| 2- -0 | 20.0 m |
| 3- -0 | 30.0 m |

Other lengths on request.

Modular Twisted Pair

Category 7_A - Patch Cords

AMP-TWIST 7_AS to AMP-TWIST 7_AS Patch Cord

FEATURES

- Slim line design for High-Density solutions
- Category 7_A S/FTP stranded cable
- LSZH sheath
- Black boot on AMP-TWIST 7_AS plug

Color: white

ORDERING INFORMATION

| Description | Part Number |
|-------------------------------|-------------|
| Pairs: 4; Cat. 7 _A | Y-1711637-X |

Other lengths on request.



| Y- -X | Length |
|-------|--------|
| 1- -1 | 0.5 m |
| 0- -1 | 1.0 m |
| 0- -2 | 2.0 m |
| 0- -3 | 3.0 m |
| 0- -5 | 5.0 m |
| 1- -0 | 10.0 m |

AMP-TWIST 7_AS to RJ-45 Patch Cord

FEATURES

- Slim line design for High-Density solutions
- Category 7 S/FTP stranded cable
- LSZH sheath
- Black boot on AMP-TWIST 7_AS plug

Color: white

ORDERING INFORMATION

| Description | Part Number |
|-------------------------------|-------------|
| Pairs: 4; Cat. 6 _A | Y-336488-X |

Other lengths on request.



| Y- -X | Length |
|-------|--------|
| 1- -1 | 0.5 m |
| 0- -1 | 1.0 m |
| 0- -2 | 2.0 m |
| 0- -3 | 3.0 m |
| 0- -5 | 5.0 m |
| 1- -0 | 10.0 m |

Modular Twisted Pair

Category 7_A - Patch Cords

AMP-TWIST 7_AS (2 Pair) to RJ-45 Patch Cord

FEATURES

- Slim line design for High-Density solutions
- Stranded shielded cable
- LSZH sheath
- Black boot on AMP-TWIST 7_AS plug

Color: white



| Y- -X | Length |
|-------|--------|
| 1- -1 | 0.5 m |
| 0- -1 | 1.0 m |
| 0- -2 | 2.0 m |
| 0- -3 | 3.0 m |
| 0- -5 | 5.0 m |
| 1- -0 | 10.0 m |

ORDERING INFORMATION

| Description | Part Number |
|------------------------------------|-------------|
| Pairs: 2 (Ethernet 12/36); Cat. 5E | Y-1711613-X |
| Pairs: 2 (ISDN 36/45); Cat. 5E | Y-1711618-X |

Other lengths on request.

AMP-TWIST 7_AS Telephone Patch Cord (1 Pair)

FEATURES

- Slim line design for High-Density solutions
- RJ-11 to 1pair plug acc. to IEC 61076-3-104
- LSZH sheath
- Black boot

Color: black



| Y- -X | Length |
|-------|--------|
| 1- -1 | 0.5 m |
| 0- -1 | 1.0 m |
| 0- -2 | 2.0 m |
| 0- -3 | 3.0 m |
| 0- -5 | 5.0 m |
| 1- -0 | 10.0 m |

ORDERING INFORMATION

| Description | Part Number |
|--------------------------------------|-------------|
| Pairs: 1 (Voice Application); Cat. 3 | Y-1711623-X |

Other lengths on request.

Modular Twisted Pair

Category 7_A - Patch Cords

AMP-TWIST 7_AS CATV Patch Cord (1 Pair)

FEATURES

- Slim line design for High-Density solutions
- PAL or male F-Series connector with integrated balun to 1 pair plug acc. to IEC 61076-3-104
- Category 7_A S/FTP stranded cable
- LSZH sheath
- Black boot

Color: green



ORDERING INFORMATION

| Description | Part Number |
|------------------------------------|-------------|
| Pairs: 1 (F-conn with Balun); CATV | Y-1711624-X |
| Pairs: 1 (Coax with Balun); CATV | Y-1711659-X |

| Y- -X | Length |
|-------|--------|
| 1- -1 | 0.5 m |
| 0- -1 | 1.0 m |
| 0- -2 | 2.0 m |
| 0- -3 | 3.0 m |
| 0- -5 | 5.0 m |
| 1- -0 | 10.0 m |

Other lengths on request.

AMP-TWIST 7_AS Single End Patch Cord

FEATURES

- Slim line design for High-Density solutions
- Category 7_A S/FTP cable
- LSZH sheath
- Black boot on AMP-TWIST 7_AS plug

Color: white



ORDERING INFORMATION

| Description | Part Number |
|--|-------------|
| Pairs: 4; Cat. 7 _A ; Construction: Stranded | Y-1711580-X |
| Pairs: 4; Cat. 7 _A ; Construction: Solid | Y-1711787-X |

| Y- -X | Length |
|-------|--------|
| 0- -5 | 5.0 m |
| 1- -4 | 7.5 m |
| 1- -0 | 10.0 m |
| 1- -5 | 15.0 m |
| 2- -0 | 20.0 m |
| 3- -0 | 30.0 m |

Other lengths on request.

Modular Twisted Pair

Category 7_A - Patch Cords

Category 7_A ARJ-45 Patch Cord

FEATURES

- Ideal for installations in combination with AMP CO Plus ARJ-45 Cat. 7_A
- Category 7_A S/FTP stranded cable
- ARJ-45 plug acc. to IEC 60603-7-7
- LSZH sheath

Color: white



ORDERING INFORMATION

| Description | Part Number |
|---------------------------------------|-------------|
| ARJ-45 to ARJ-45; Cat. 7 _A | Y-1711563-X |
| ARJ-45 to RJ-45; Cat. 6 _A | Y-1711564-X |

| Y- -X | Length |
|-------|--------|
| 0- -1 | 1.0 m |
| 0- -2 | 2.0 m |
| 0- -3 | 3.0 m |
| 0- -5 | 5.0 m |
| 1- -0 | 10.0 m |

Modular Twisted Pair

Category 6_A - Cable

Category 7 S/FTP Cable


FEATURES

- Qualified against IEC 61156-5 Category 7 and EN 50288-4-1
- Individually foiled pairs plus overall copper braid
- AWG 23 solid conductor
- Fire retardant LSZH sheath

Color: white

ORDERING INFORMATION

| Description | Part Number |
|--|-------------|
| AWG 23; Type: Simplex; OD: 7.3 mm; Packaging: 1000 m/Reel | 57893-1 |
| AWG 23; Type: Duplex; OD: 7.6 x 16.0 mm; Packaging: 500 m/Reel | 1711005-1 |



Category 7 F/FTP Cable

FEATURES

- Qualified against IEC 61156-5 Category 7 and EN 50288-4-1
- Individually foiled pairs plus overall foil shield and drain wire
- AWG 23 solid conductor
- LSZH sheath

Color: white

ORDERING INFORMATION

| Description | Part Number |
|--|-------------|
| AWG 23; Type: Simplex; OD: 7.4 mm; Packaging: 500 m/Reel | 1711163-1 |
| AWG 23; Type: Duplex; OD: 7.2 x 15.0 mm; Packaging: 500 m/Reel | 1711195-1 |



Category 7 S/FTP Outdoor Cable

FEATURES

- Qualified against IEC 61156-5 Category 7 and EN 50288-4-1 and tested up to 600MHz
- Suitable for 10GBase-T applications
- Can be used for direct burial and cable duct installation
- Individually foiled pairs plus overall copper braid
- Double jacketed:
 - Inner jacket material: LSZH
 - Outer jacket material: PE black, UV resistant
- Moisture barrier (plastic coated aluminum tape) in between jackets
- AWG 23 solid conductor

Color: black

ORDERING INFORMATION

| Description | Part Number |
|---|-------------|
| AWG 23; Type: Simplex; OD 11.7 mm; Packaging: 1000 m/Reel | 2153161-1 |



Modular Twisted Pair

Category 6_A - Cable

Category 6_A F/UTP Cable AWG 24

FEATURES

- Qualified against IEC 61156-5 Category 6_A and EN 50288-10-1
- Suitable for 10GBase-T applications
- Overall foil shield, embedded in between synthetic tapes, with drain wire
- AWG 24 solid conductor
- LSZH sheath according to IEC 60332-1 fire rating

Color: white



ORDERING INFORMATION

| Description | Part Number |
|--|-------------|
| AWG 24; Type: Simplex; OD 7.1mm; Packaging: 500 m/Reel | 2153022-3 |

Category 6_A U/UTP Cable AWG 23

FEATURES

- Supports 10Gigabit Ethernet to a full 100m up to 500MHz
- UTP cable, qualified against IEC 61156-5 Category 6_A
- Patented technology with oblique elliptical offset filler to minimise the effect of alien crosstalk and insertion loss
- AWG 23 solid conductor
- LSZH sheath acc. to IEC 60332-1 fire rating

Color: blue



ORDERING INFORMATION

| Description | Part Number |
|---|-------------|
| AWG 23; Type: Simplex; OD: 7.62mm - 6.5mm x 8.4mm; Packaging: 305m/Reel | 2171014-1 |

Modular Twisted Pair

Category 6_A - Jacks

AMP-TWIST 6_A S SL Jack

FEATURES

- Class E_A / Category 6_A as per ISO/IEC 11801 Ed.2 Amd.2
- Termination time less than 1 minute using TE's AWC technique
- Easiest installation with only 2 parts
- Patented shield clamp with integrated strain relief
- Available with or without dust cover
- Optional colored dust covers available



ORDERING INFORMATION

| Description | Part Number |
|---|-------------|
| Cat. 6 _A RJ-45 die-cast Jack without dust cover, 180° cable exit | 1711716-1 |
| Cat. 6 _A RJ-45 die-cast Jack with dust cover, 180° cable exit | 1711592-1 |
| Colored dust cover (bag of 50 pieces); Color: blue | 1-1711691-6 |
| Colored dust cover (bag of 50 pieces); Color: red | 1-1711691-7 |
| Colored dust cover (bag of 50 pieces); Color: yellow | 1-1711691-8 |
| Colored dust cover (bag of 50 pieces); Color: green | 1-1711691-9 |

RJ45 STP KM8 Modular Jacks

FEATURES

- Class E_A / Category 6_A as per ISO/IEC 11801 Ed.2 Amd.2
- Keystone design ensures compatibility with a range of faceplates and adaptors
- KM8® design provide built-in conductor management
- LSA-PLUS quick connection technique with highly reliable wire termination method
- Shielding clamp ensures full 360° bonding and grounding
- Universal wiring - T568 A or B wiring pattern



ORDERING INFORMATION

| Description | Part Number |
|---|---------------|
| Cat. 6 _A RJ-45 shielded Jack without dust cover; Color: white (RAL 9010) | 6830 1 811-01 |
| Cat. 6 _A RJ-45 shielded Jack without dust cover; Color: black (RAL 9005) | 6830 1 811-04 |

Modular Twisted Pair

Category 6_A - Jacks

Q- Jack (STP)

FEATURES

- Class E_A / Category 6_A as per ISO/IEC 11801 Ed.2 Amd.2
- Suitable for Q-Jack Patch Panels (Page 247)
- Punch down termination onto LSA-PLUS contacts to ensure swift installation
- Shielded cap ensures full 360° bonding and grounding
- Universal wiring - T568 A or B wiring pattern



ORDERING INFORMATION

| Description | Part Number |
|--|--------------|
| Cat. 6 _A RJ-45 shielded Jack without dust cover (blister pack of 12 units); Color: black (RAL 9005) | 300001743975 |

Q- Jack (UTP)

FEATURES

- Class E_A / Category 6_A as per ISO/IEC 11801 Ed.2 Amd.2
- Suitable for Q-Jack Patch Panels (Page 247)
- Punch down termination onto LSA-PLUS contacts to ensure swift installation
- Universal wiring - T568 A or B wiring pattern




ORDERING INFORMATION

| Description | Part Number |
|--|--------------|
| Cat. 6 _A RJ-45 unshielded Jack without dust cover (blister pack of 12 units); Color: black (RAL 9005) | 300001743978 |

RJ45 UTP Modular Jack

FEATURES

- Class E_A / Category 6_A as per ISO/IEC 11801 Ed.2 Amd.2
- Keystone design ensures compatibility with a range of faceplates and adaptors
- Punch down termination onto LSA-PLUS contacts to ensure swift installation
- Carbon cap to mitigate alien crosstalk
- Universal wiring - T568 A or B wiring pattern



ORDERING INFORMATION

| Description | Part Number |
|---|---------------|
| Cat. 6 _A RJ-45 unshielded Jack without dust cover; Color: white (RAL 9010) | 6830 1 885-01 |
| Cat. 6 _A RJ-45 unshielded Jack without dust cover; Color: black (RAL 9005) | 6830 1 885-04 |

Modular Twisted Pair

Category 6_A - Consolidation Point

AMP-TWIST 6_AS Consolidation Point Transition Cable Assemblies

FEATURES

- Assembly to connect the work area outlet with the consolidation or transition point
- Saves time and money on moves, adds and changes
- According to ISO/IEC 11801
- Category 7 F/FTP solid cable according to IEC 61156-5 and EN 50288-4-1
- LSZH sheath
- Universal wiring



Color: white



ORDERING INFORMATION

| Description | Part Number |
|--|-------------|
| AMP-TWIST 6 _A S SL jack w/o dust cover to RJ-45 plug; Class E _A | Y-1711825-X |
| AMP-TWIST 6 _A S SL jack with dust cover to RJ-45 plug; Class E _A | Y-1711851-X |

| Y- -X | Length |
|-------|--------|
| 0- -5 | 5.0 m |
| 1- -4 | 7.5 m |
| 1- -0 | 10.0 m |
| 1- -5 | 15.0 m |
| 2- -0 | 20.0 m |
| 3- -0 | 30.0 m |


Modular Twisted Pair

Category 6_A - Patch Cords

Category 6_A LSZH UTP and S/FTP Patch Cords

FEATURES

- Supports 10 Gigabit Ethernet to a full 100m
- Exceeds the requirements of IEEE 802.3an (10GBASE-T) and ISO/IEC 11801:2002 amendment/channel requirements
- Superior cable flexibility from stranded cores
- Boot maintains correct bend radius to ensure maximum performance



ORDERING INFORMATION

| Description | Cable Color | Cable Type | Part Number | -XX | Length |
|--|-------------|------------|---------------|-----|--------|
| Augmented Category 6 LSZH Patch Cord RJ45 plug to RJ45 plug, T568B | Blue | LSZH UTP | 6645 2 827-XX | -04 | 1.0 m |
| | Blue | LSZH S/FTP | 6830 2 881-XX | -07 | 2.0 m |
| | Red | LSZH S/FTP | 6830 2 882-XX | -10 | 3.0 m |
| | Yellow | LSZH S/FTP | 6830 2 883-XX | -15 | 5.0 m |
| | Green | LSZH S/FTP | 6830 2 884-XX | -25 | 7.5 m |
| | Orange | LSZH S/FTP | 6830 2 885-XX | -33 | 10 m |
| | Grey | LSZH S/FTP | 6830 2 887-XX | | |

Other colors and lengths are available upon request.

Category 6_A S/FTP Patch Cord RJ-45 LSZH

FEATURES

- Category 7 S/FTP stranded cable
- LSZH sheath
- Color-matched snagless boots



ORDERING INFORMATION

| Description | Part Number | Y- -X | Length |
|---------------|-------------|-------|--------|
| Color: white | Y-1711815-X | 1- -1 | 0.5 m |
| Color: blue | Y-1711816-X | 0- -1 | 1.0 m |
| Color: gray | Y-1711817-X | 0- -2 | 2.0 m |
| Color: yellow | Y-1711818-X | 0- -3 | 3.0 m |
| Color: red | Y-1711819-X | 0- -5 | 5.0 m |
| Color: green | Y-1711820-X | 1- -0 | 10.0 m |

Other colors and lengths are available upon request.

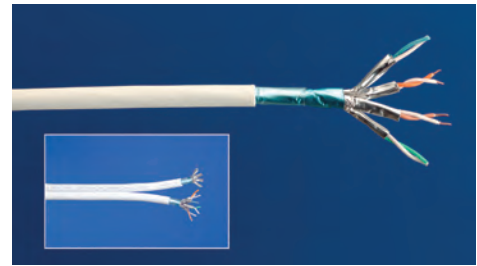
Modular Twisted Pair

Category 6 - Cable

Category 6 F/FTP Cable

FEATURES

- Qualified against IEC 61156-5 Category 6 and EN 50288-5-1
- Individually foiled pairs plus overall foil shield
- AWG 23 solid conductor
- LSZH sheath




ORDERING INFORMATION

| Description | Color | Part Number |
|--|-------|-------------|
| AWG 23; Type: Simplex; OD: 7.3 mm; Packaging: 500 m/Reel | White | 1711007-1 |
| AWG 23; Type: Duplex; OD: 7.6 x 15.5 mm; Packaging: 500 m/Reel | White | 1711008-1 |

Category 6 U/UTP Cable

FEATURES

- 250 MHz Category 6 U/UTP Cable
- Qualified against IEC 61156-5 Category 6 and EN 50288-6-1
- Cross web filler to separate the pairs




ORDERING INFORMATION

| Description | Color | Part Number |
|---|-------|-------------|
| Sheathing: PVC; Type: Simplex; OD 6.0 mm; Packaging: 305 m/Reel-In-A-Box | White | 219584-2 |
| Sheathing: PVC; Type: Simplex; OD 6.0 mm; Packaging: 1000 m/Reel | White | 219584-3 |
| Sheathing: LSZH; Type: Simplex; OD 6.0 mm; Packaging: 305 m/Reel-In-A-Box | White | 219585-2 |
| Sheathing: LSZH; Type: Simplex; OD 6.0 mm; Packaging: 1000 m/Reel | White | 219585-3 |
| Sheathing: LSZH; Type: Duplex; OD 6.2 x 13.0 mm; Packaging: 500 m/Reel | White | 1711053-1 |
| Sheathing: LSFRZH; Type: Simplex; OD: 6.3 mm; Packaging: 500 m/Reel; Color: Black | White | 1-1711166-7 |

Category 6 U/UTP Outdoor Cable

FEATURES

- 250 MHz Category. 6 U/UTP Cable
- Double jacketed:
 - inner jacket material: PE
 - outer jacket material: LSZH
- AWG 24
- For aerial use
- Suitable in an IP65 environment



ORDERING INFORMATION

| Description | Part Number |
|--|-------------|
| Sheathing: LSZH; OD: 7.2 mm; Packaging: 500 m/Reel | 1711006-1 |


Modular Twisted Pair

Category 6 - Jacks

AMP-TWIST 6S SL Jack

FEATURES

- Category 6 as per ISO/IEC 11801 Ed.2 Amd.2
- Class E_A as per ISO/IEC 11801 Ed.2 Amd.1
- Termination time less than 1 minute using TE's AWC technique
- Easiest installation with only 2 parts
- Patented shield clamp with integrated strain relief
- Available with or without dust cover
- Available with rear (180°) or side (90°) cable exit
- Available DIN Rail Kit
- Optional colored dust covers available



ORDERING INFORMATION

| Description | Part Number |
|--|-------------|
| Cat. 6 RJ-45 die-cast Jack without dust cover, 180° cable exit | 1711342-1 |
| Cat. 6 RJ-45 die-cast Jack without dust cover, 90° cable exit | 1711343-1 |
| Cat. 6 RJ-45 die-cast Jack with dust cover, 180° cable exit | 1711160-1 |
| Cat. 6 RJ-45 die-cast Jack with dust cover, 90° cable exit | 1711295-1 |
| Colored dust cover (bag of 50 pieces); Color: blue | 1-1711691-6 |
| Colored dust cover (bag of 50 pieces); Color: red | 1-1711691-7 |
| Colored dust cover (bag of 50 pieces); Color: yellow | 1-1711691-8 |
| Colored dust cover (bag of 50 pieces); Color: green | 1-1711691-9 |

RJ45 STP KM8® Modular Jack

FEATURES

- Class E / Category 6 as per ISO/IEC 11801 Ed.2 Amd.2
- Keystone design ensures compatibility with a range of faceplates and adaptors
- KM8® design provide built-in conductor management
- LSA-PLUS quick connection technique with highly reliable wire termination method
- Shielding clamp ensures full 360° bonding and grounding
- Universal wiring - T568 A or B wiring pattern



ORDERING INFORMATION

| Description | Part Number |
|--|---------------|
| Cat. 6 RJ-45 Shielded Jack without dust cover; Color: white (RAL 9010) | 6830 1 810-01 |
| Cat. 6 RJ-45 Shielded Jack without dust cover; Color: black (RAL 9005) | 6830 1 810-04 |

Modular Twisted Pair

Category 6 - Jacks

SL Series 110Connect Jacks (STP)

FEATURES

- Category 6 Pyramid Tested
- Universal wiring - T568 A or B wiring pattern




ORDERING INFORMATION

| Description | Part Number |
|--|-------------|
| Cat. 6 RJ-45 shielded Jack without dust cover, 180° cable exit | 1375188-1 |

SL Series 110Connect Jacks (UTP)

FEATURES

- SlimLine (SL) Series: Thin profile improves outlet density
- Category 6 Pyramid Tested
- Available with or without dust cover
- 90° or 180° cable dress for easy termination
- Bend-limiting strain relief included
- UL listed
- Universal wiring - T568 A or B wiring pattern
- Several colors available on demand



ORDERING INFORMATION

| Description | Part Number |
|---|-------------|
| Cat. 6 RJ-45 unshielded Jack without dust cover | Y-1375055-X |
| Cat. 6 RJ-45 unshielded Jack with dust cover | Y-1375187-X |

| Y- -X | Color |
|-------|-------|
| 0- -1 | Beige |
| 0- -2 | Black |
| 0- -3 | White |
| 0- -6 | Blue |
| 0- -7 | Red |


Modular Twisted Pair

Category 6 - Jacks

RJ45 UTP KM8® Modular Jack

FEATURES

- Class E / Category 6 as per ISO/IEC 11801 Ed.2 Amd.2
- Keystone design ensures compatibility with a range of faceplates and adaptors
- KM8® design provide built-in conductor management
- LSA-PLUS quick connection technique with highly reliable wire termination method
- Universal wiring - T568 A or B wiring pattern
- Several colors available on demand




ORDERING INFORMATION

| Description | Part Number |
|--|---------------|
| Cat. 6 RJ-45 Unshielded Jack without dust cover; Color: white (RAL 9010) | 6830 1 800-01 |
| Cat. 6 RJ-45 Unshielded Jack without dust cover; Color: black (RAL 9005) | 6830 1 800-04 |

SL Series Modular Coupler

FEATURES

- Straight Category 6 coupler
- Compact coupler for two modular plugs
- SL Series: Thin profile improves outlet density



ORDERING INFORMATION

| Description | Part Number |
|---------------------------------|-------------|
| Cat. 6 RJ-45 unshielded Coupler | 2111123-1 |
| Cat. 6 RJ-45 shielded Coupler | 2111124-1 |


Modular Twisted Pair

Category 6 - Outlets

Category 6 DIN Dual Floor Outlet

FEATURES

- Category 6 Pyramid Tested
- Flat die-cast design for easy floor box mounting
- 50 x 50 mm faceplate universal fit
- LSA-PLUS tool compatible enhanced 110 IDC blocks
- Universal label for TIA 568A or TIA 568B wiring
- Protected PCB



ORDERING INFORMATION

| Description | Part Number |
|--|-------------|
| Floor outlet; Ports: 2; Color: almond (RAL 1013) | 336539-1 |
| Floor outlet; Ports: 2; Color: pure white (RAL 9010) | 2-336539-1 |

Modular Twisted Pair

Category 6 - Patch Panels

Category 6 24 Ports Shielded Patch Panel

FEATURES

- 19", 1U, RJ-45 Patch Panel with 24 ports
- Class E_A Permanent Link and Category 6 Pyramid Tested
- Prepared for AMPTRAC upgrade
- Enhanced 110 IDC blocks compatible with 110C Impact or LSA-PLUS Insertion tool
- Rear cable management
- Cover adapts to different cable diameters via variable snap-in position
- Shield connection separated from strain relief
- Universal wiring - T568 A or B wiring pattern
- Including grounding bolt
- Protected PCB




ORDERING INFORMATION

| Description | Part Number |
|--|-------------|
| Cat. 6 24 Ports Shielded Patch Panel; Color: black (RAL 9005) | 1644042-2 |
| Cat. 6 24 Ports Shielded Patch Panel; Color: light grey (RAL 7035) | 1644042-3 |

Category 6 24 Ports Unshielded Patch Panel

FEATURES

- 19", 1U, RJ-45 Patch Panel with 24 ports
- Category 6 Pyramid Tested
- Prepared for AMPTRAC upgrade
- Enhanced 110 IDC blocks compatible with 110C Impact or LSA-PLUS Insertion tool
- Rear cable management
- Universal wiring - T568 A or B wiring pattern
- Including grounding bolt
- Protected PCB



ORDERING INFORMATION

| Description | Part Number |
|---|-------------|
| Cat. 6 24 Ports Unshielded Patch Panel; Color: black (RAL 9005) | 1711147-2 |

Modular Twisted Pair

Category 6 - Patch Panels

MiniPods

FEATURES

- External mounting points
- Can be passed through standard floor grommets
- Incorporated dust protection on each port
- Pre-loaded with modular connectivity (including CL jacks)
- 3, 4 and 6 port versions available

ORDERING INFORMATION

| Description | Part Number |
|------------------------------|---------------|
| MiniPod Cat. 6 CL UTP 3 port | 6540 1 684-03 |
| MiniPod Cat. 6 CL UTP 4port | 6540 1 678-04 |
| MiniPod Cat. 6 CL UTP 6 port | 6540 1 678-06 |



Modular Twisted Pair

Category 6 - Consolidation Point

AMP-TWIST 6S to AMP-TWIST 7_AS Consolidation Point Transition Cable Assembly

FEATURES

- Assembly to connect the work area outlet with the consolidation or transition point
- Saves time and money on moves, adds and changes
- According to ISO/IEC 11801
- Category 7 S/FTP solid cable acc. to IEC 61156-5 and EN 50288-4-1
- LSFRZH sheath
- Universal wiring

Color: white



ORDERING INFORMATION

| Description | Part Number |
|---|-------------|
| AMP-TWIST 6S SL jack w/o dust cover to AMP-TWIST 7 _A S plug; Class E _A | Y-1711666-X |
| AMP-TWIST 6S SL jack with dust cover to AMP-TWIST 7 _A S plug; Class E _A | Y-1711777-X |

| Y- -X | Length |
|-------|--------|
| 0- -5 | 5.0 m |
| 1- -4 | 7.5 m |
| 1- -0 | 10.0 m |
| 1- -5 | 15.0 m |
| 2- -0 | 20.0 m |
| 3- -0 | 30.0 m |

Unshielded Consolidation Point Transition Cable Assemblies

FEATURES

- Assembly to connect the work area outlet with the consolidation or transition point (SL 110C Jack to modular plug)
- Meets ISO/IEC 11801 and EN 50173-1
- 4 pair solid U/UTP cable
- LSZH sheath
- Universal wiring

Color: white



ORDERING INFORMATION

| Description | Part Number |
|-----------------|-------------|
| Cat. 6; Class E | Y-1711027-X |

| Y- -X | Length |
|-------|--------|
| 0- -5 | 5.0 m |
| 1- -4 | 7.5 m |
| 1- -0 | 10.0 m |
| 1- -5 | 15.0 m |
| 2- -0 | 20.0 m |

Modular Twisted Pair

Category 6 - Patch Cords

Modular and Overmolded Solid Core Patch Cords

FEATURES

- Performance exceeding Category 6 specifications up to 250MHz
- Wired to T568-B
- Complete with integrated strain relief to protect terminations within the plug
- Fully interoperable and backwards compatible
- Maximum throughput, reliability and performance in your IT network
- Covered by the System Warranty



ORDERING INFORMATION

| Description | Length | Part Number |
|---|--------|---------------|
| Patch Cord, Solid Core, Category 6 RJ45 plug to RJ45 plug, T568B; Orange LSZH UTP | 20m | 6529 1 225-20 |
| | 30m | 6529 1 225-30 |
| | 40m | 6529 1 225-40 |
| | 50m | 6529 1 225-50 |
| Modular White LSZH UTP | 20m | 2-1711171-0 |
| | 30m | 3-1711171-0 |
| | 40m | 4-1711171-0 |
| | 50m | 5-1711171-0 |

Other colors and lengths are available upon request

Modular Twisted Pair

Category 6 - Patch Cords

Category 6 UTP and S/FTP Patch Cord

FEATURES

- Performance exceeding Category 6 specifications up to 250MHz
- Range of sheath and length variants
- Fully interoperable and backwards compatible
- Maximum throughput, reliability and performance in your IT network
- Superior cable flexibility from stranded cores
- Boot maintains correct bend radius to ensure maximum performance
- Third party certification to offer complete peace of mind and guarantee quality
- Covered by the System Warranty



ORDERING INFORMATION

| Description | Cable Color | Cable Type | Part Number |
|---|-------------|---------------------|---------------|
| Cat. 6 overmolded Patch Cord; RJ45 plug to RJ45 plug, T568B | Blue | LSZH, UTP or S/FTP* | 6830 2 8Y1-XX |
| | Red | LSZH, UTP or S/FTP* | 6830 2 8Y2-XX |
| | Yellow | LSZH, UTP or S/FTP* | 6830 2 8Y3-XX |
| | Green | LSZH, UTP or S/FTP* | 6830 2 8Y4-XX |
| | Orange | LSZH, UTP or S/FTP* | 6830 2 8Y5-XX |
| | Grey | LSZH, UTP or S/FTP* | 6830 2 8Y7-XX |
| Cat. 6 Patch Cord; RJ45 plug to RJ45 plug, crossover wired | Blue | LSZH UTP | 6830 2 911-XX |
| | Red | LSZH UTP | 6830 2 912-XX |
| | Yellow | LSZH UTP | 6830 2 913-XX |
| | Green | LSZH UTP | 6830 2 914-XX |
| | Orange | LSZH UTP | 6830 2 915-XX |
| | Grey | LSZH UTP | 6830 2 917-XX |

Test Specification

Exceeds specifications according to ISO/IEC 11801:2002, EN 50173-1:2002 and TIA/EIA 568-B

Fire rating IEC 60332-1 (UTP), IEC 60332-3 (S/FTP)

| -XX | Length |
|-----|--------|
| -04 | 1.0 m |
| -07 | 2.0 m |
| -10 | 3.0 m |
| -15 | 5.0 m |
| -25 | 7.5 m |
| -33 | 10 m |

*For UTP Cable Y = 2, for S/FTP Cable Y = 6.

Modular Twisted Pair

Category 6 - Patch Cords

Category 6 S/FTP Patch Cord RJ-45 LSZH

FEATURES

- Category 7 S/FTP stranded cable
- LSZH sheath
- Color-matched snagless boots
- Universal B-wiring



ORDERING INFORMATION

| Description | Part Number |
|---------------|-------------|
| Color: white | Y-959385-X |
| Color: gray | Y-1711076-X |
| Color: green | Y-1711077-X |
| Color: yellow | Y-1711078-X |
| Color: blue | Y-1711079-X |

Other colors and lengths are available upon request.

Category 6 U/UTP Patch Cord RJ-45 LSZH

FEATURES

- Category 6 according to ISO/IEC 11801 and EN-50173-1
- 4 Pair stranded U/UTP cable
- LSZH sheath
- Color-matched snagless boots
- Universal wiring



ORDERING INFORMATION

| Description | Part Number | Y- -X | Length |
|--------------|-------------|-------|--------|
| Color: white | Y-1711091-X | 1- -1 | 0.5 m |
| Color: gray | Y-1711093-X | 0- -1 | 1.0 m |
| Color: blue | Y-1711094-X | 0- -2 | 2.0 m |
| Color: green | Y-1711095-X | 0- -3 | 3.0 m |
| Color: red | Y-1711096-X | 0- -5 | 5.0 m |
| | | 1- -0 | 10.0 m |

Other colors and lengths are available upon request.

Modular Twisted Pair

Category 5e - Cables

Category 5e SF/UTP Cable

FEATURES

- Qualified against IEC 61156-5 Category 5e and EN 50288-2-1
- Overall copper braid plus foil shield
- Very low delay skew, suitable for 1000Base-T
- AWG 24 solid conductor

Color: white



ORDERING INFORMATION


| Description | Part Number |
|--|-------------|
| Sheathing: LSZH; Type: Simplex; OD 6.5 mm; Packaging: 500 m/Reel | 219484-2 |

Category 5e F/UTP Cable

FEATURES

- Qualified against IEC 61156-5 Category 5e and EN 50288-2-1
- Overall foil shield with drain wire
- Very low delay skew, suitable for 1000Base-T
- AWG 24 solid conductor

Color: white



ORDERING INFORMATION

| Description | Part Number |
|--|-------------|
| Sheathing: PVC; Type: Simplex; OD 6.2 mm; Packaging: 305 m, Pull-box | 219413-2 |
| Sheathing: PVC; Type: Simplex; OD 6.2 mm; Packaging: 1000 m/Reel | 219413-3 |
| Sheathing: LSZH; Type: Simplex; OD 6.2 mm; Packaging: 305 m, Pull-box | 219420-2 |
| Sheathing: LSZH; Type: Simplex; OD 6.2 mm; Packaging: 1000 m/Reel | 219420-3 |
| Sheathing: LSZH; Type: Duplex; OD 5.9 x 12.2 mm; Packaging: 500 m/Reel | 136816-1 |

Modular Twisted Pair


Category 5e - Cables

Category 5e U/UTP Cable

FEATURES

- 100 MHz Category 5e UTP Cable
- AWG 24

Color: white



ORDERING INFORMATION

| Description | Part Number |
|--|-------------|
| Sheathing: PVC; Type: Simplex; OD 5.1 mm; Packaging: 305 m, Pull-Box | 57535-2 |
| Sheathing: PVC; Type: Simplex; OD 5.1 mm; Packaging: 1000 m/Reel | 57535-3 |
| Sheathing: LSZH; Type: Simplex; OD 5.1 mm; Packaging: 305 m, Pull-Box | 57538-2 |
| Sheathing: LSZH; Type: Simplex; OD 5.1 mm; Packaging: 1000 m/Reel | 57538-3 |
| Sheathing: LSZH; Type: Duplex; OD 5.5 x 11.5 mm; Packaging: 500 m/Reel | 1711043-1 |

25 Pair Category 5e PowerSum Backbone Cable

FEATURES

- Category 5e UTP Backbone Cable
- 25 Pair Construction
- AWG 24
- UL listed

Color: white



ORDERING INFORMATION

| Description | Part Number |
|--|-------------|
| Sheathing: CMR; OD: 13.0 mm; Packaging: 305 m/Reel | 1499418-1 |

Modular Twisted Pair

Category 5e - Jacks

SL Series 110Connect Jacks (STP)

FEATURES

- Universal wiring-T568 A or B wiring pattern
- Category 5e

ORDERING INFORMATION


| Description | Part Number |
|---|-------------|
| Cat. 5e RJ-45 shielded Jack without dust cover, 180° cable exit | 1375189-1 |



SL Series 110Connect Jacks (UTP)

FEATURES

- SlimLine (SL) Series: Thin profile improves outlet density
- Category 5e
- Available with or without dust cover
- 90° or 180° cable dress for easy termination
- Bend-limiting strain relief included
- UL listed
- Universal wiring - T568 A or B wiring pattern
- Several colors available on demand



ORDERING INFORMATION

| Description | Part Number |
|--|-------------|
| Cat. 5e RJ-45 unshielded Jack without dust cover | Y-1375191-X |
| Cat. 5e RJ-45 unshielded Jack with dust cover | Y-1375190-X |

| Y- -X | Color |
|-------|-------|
| 0- -1 | Beige |
| 0- -2 | Black |
| 0- -3 | White |
| 0- -6 | Blue |
| 0- -7 | Red |

Modular Twisted Pair


Category 5e - Jacks

Standard 110Connect Jacks (UTP)

FEATURES

- Category 5e
- UL listed
- Universal wiring - T568 A or B wiring pattern
- Several colors available on demand

| Y- -X | Color |
|-------|-------|
| 0- -1 | Beige |
| 0- -2 | Black |
| 0- -3 | White |
| 0- -6 | Blue |
| 0- -7 | Red |



ORDERING INFORMATION

| Description | Part Number |
|--|-------------|
| Cat. 5e RJ-45 unshielded Jack without dust cover | Y-406372-X |

SL Series Modular Coupler

FEATURES

- Straight Category 5e coupler
- Compact coupler for two modular plugs
- SL Series: Thin profile improves outlet density



ORDERING INFORMATION

| Description | Part Number |
|----------------------------------|-------------|
| Cat. 5e RJ-45 unshielded Coupler | 2111121-1 |
| Cat. 5e RJ-45 shielded Coupler | 2111122-1 |

Modular Twisted Pair

Category 5e - Outlets

Keystone UK Style Faceplate

FEATURES

- UK style faceplate with integrated dust protection
- Dimensions: 85 x 85mm
- Loaded faceplate with jacks
- Category 5e
- Single, double and quad variants available
- Swift terminations onto LSA-PLUS IDC's
- Integrated dust cover (white)

ORDERING INFORMATION

| Description | Part Number |
|--|---------------|
| Loaded Faceplate, Cat 5e LN UTP, UK Style, White, Single | 6538 1 111-13 |
| Loaded Faceplate, Cat 5e LN UTP, UK Style, White, Double | 6538 1 111-14 |
| Loaded Faceplate, Cat 5e LN UTP, UK Style, White, Quad | 6538 1 111-17 |

Note: Product is pending obsolescence



Modular Twisted Pair

Category 5e - Patch Panels

Category 5e 24 Ports Shielded Patch Panel

FEATURES

- 19", 1U, RJ-45 Patch Panel with 24 ports
- Category 5e
- Available as LSA-PLUS and 110Connect Version
 - LSA-PLUS Version: Enhanced LSA-PLUS IDC blocks compatible with LSA-PLUS Insertion tool
 - 110Connect Version: Enhanced 110C IDC blocks compatible with 110C Impact tool and LSA-PLUS Insertion tool
- Rear cable management
- Shield connection separated from strain relief
- Universal wiring - T568 A or B wiring pattern
- Including grounding bolt
- Protected PCB

Color: black (RAL 9005)



ORDERING INFORMATION

| Description | Part Number |
|--|---------------|
| Cat. 5e 24 Ports Shielded Patch Panel with 110C IDC blocks | 336671-2 |
| Cat. 5e 24 Ports Shielded Patch Panel with LSA-PLUS IDC blocks | 7022 1 015-24 |

Modular Twisted Pair

Category 5e - Patch Panels

Category 5e 6Block Unshielded Patch Panel


FEATURES

- 19", RJ-45 Patch Panel with 24 (1U) or 48 (2U) ports
- Category 5e
- Enhanced 110 IDC blocks compatible with 110C Impact or LSA-PLUS Insertion tool
- Universal wiring - T568 A or B wiring pattern

Color: black (RAL 9005)

ORDERING INFORMATION

| Description | Part Number |
|--|-------------|
| Cat. 5e 6Block Unshielded Patch Panel; N° of Ports: 24 | 406330-1 |
| Cat. 5e 6Block Unshielded Patch Panel; N° of Ports: 48 | 406331-1 |



Category 5e 24 Ports Unshielded Patch Panel


FEATURES

- 19", 1U, RJ-45 Patch Panel with 24 ports
- Category 5e
- Enhanced LSA-PLUS IDC blocks compatible with LSA-PLUS Insertion tool
- Rear cable management
- Universal wiring - T568 A or B wiring pattern
- Including grounding bolt
- Protected PCB

Color: black (RAL 9005)

ORDERING INFORMATION

| Description | Part Number |
|---|---------------|
| Cat. 5e 24 Ports Unshielded Patch Panel | 6527 1 607-24 |



MiniPods

FEATURES

- External mounting points
- Can be passed through standard floor grommets
- Incorporated dust protection on each port
- Pre-loaded with modular connectivity (including CL jacks)
- 4 and 6 port versions available

ORDERING INFORMATION

| Description | Part Number |
|-------------------------------|---------------|
| MiniPod Cat. 5e CL UTP 4 port | 6540 1 677-04 |
| MiniPod Cat. 5e CL UTP 6 port | 6540 1 677-06 |



Modular Twisted Pair

Category 5e - Consolidation Point

Unshielded Consolidation Point Transition Cable Assemblies

FEATURES

- Assembly to connect the work area outlet with the consolidation or transition point (SL 110C Jack to modular plug)
- Meets ISO/IEC 11801 and EN 50173-1
- 4 pair solid U/UTP cable
- LSZH sheath
- Universal wiring

Color: white



ORDERING INFORMATION

| Description | Part Number |
|------------------|-------------|
| Cat. 5e; Class D | Y-1711040-X |

| Y- -X | Length |
|-------|--------|
| 0- -5 | 5.0 m |
| 1- -4 | 7.5 m |
| 1- -0 | 10.0 m |
| 1- -5 | 15.0 m |
| 2- -0 | 20.0 m |

Modular Twisted Pair

Category 5e - Patch Cords

Category 5e Overmolded UTP Patch Cords

Category 5e overmolded patch cords with integrated strain relief available in standard T568B and crossover configurations, LSZH and PVC.

Before ordering patch cords, check the transmit and receive orientation of the hub and network interface card. Some manufacturers require a crossover of transmit and receive pairs; others have either the hub port or NIC card reversed in advance. Some can switch between the two.

TEST SPECIFICATION

Exceeds specifications according to ISO/IEC 11801:2002, EN 50173-1:2002 and TIA/EIA 568-B

Fire rating IEC 60332-1

FEATURES

- Performance exceeding Category 5e specifications up to 100MHz
- Range of sheath and length variants
- Fully interoperable and backwards compatible
- Third party certification at a component level
- Superior cable flexibility from stranded cores
- Boot maintains correct bend radius to ensure maximum performance
- Flammability rating for PVC and LSZH cords: IEC 60332-1



ORDERING INFORMATION

| Description | Color | Part Number | -YY | Length |
|---|------------|---------------|-----|--------|
| Category 5e Overmolded Patch Cord RJ45 plug to RJ45 plug, T568B PVC | Blue UTP | 7063 7 611-YY | -04 | 1.0 m |
| | Red UTP | 7063 7 612-YY | -07 | 2.0 m |
| | Yellow UTP | 7063 7 613-YY | -10 | 3.0 m |
| | Green UTP | 7063 7 614-YY | -15 | 5.0 m |
| | Grey UTP | 7063 7 617-YY | -25 | 7.5 m |
| | | | -33 | 10 m |

Other colors and lengths are available upon request

Modular Twisted Pair

Category 5e - Patch Cords

Solid Core Patch Cords

For use in data centres and communications rooms to enable 'hard-wired' connections between patch panels and active networking equipment.

Wired to T568-B and complete with terminated plugs at both ends, patch cords are 100% tested and warranted to exceed specification requirements.

TEST SPECIFICATION

Exceeds specifications according to ISO/IEC 11801:2002, EN 50173-1:2002 and TIA/EIA 568-B

Fire rating is IEC 60332-1

FEATURES

- Performance exceeding Category 5e specifications up to 100MHz
- Wired to T568-B
- Complete with integrated strain relief to protect terminations within the plug
- Fully interoperable and backwards compatible



ORDERING INFORMATION

| Description | Part Number | -XX | Length |
|--|---------------|--|---------------|
| | | Patch Cord, Solid, Category 5e U/UTP, LSZH, Blue | 6529 1 202-XX |
| Patch Cord, Solid, Category 5e U/UTP, LSZH, White | 6529 1 203-XX | -20 | 20 m |
| Patch Cord, Solid, Category 5e U/UTP, LSZH, Orange | 6529 1 205-XX | -30 | 30 m |
| | | -40 | 40 m |
| | | -50 | 50 m |

Other colors and lengths are available upon request


Modular Twisted Pair

Category 5e - Patch Cords

Category 5e F/UTP Patch Cord

FEATURES

- Category 5e according to ISO/IEC 11801 and EN-50173-1
- 4 Pair stranded F/UTP cable
- LSZH sheath
- Color-matched snagless boots
- Universal wiring



| Y- -X | Length |
|-------|--------|
| 1- -1 | 0.5 m |
| 0- -1 | 1.0 m |
| 0- -2 | 2.0 m |
| 0- -3 | 3.0 m |
| 0- -5 | 5.0 m |
| 1- -0 | 10.0 m |

ORDERING INFORMATION

| Description | Part Number |
|----------------------|-------------|
| F/UTP; Color: gray | Y-959305-X |
| F/UTP; Color: green | Y-959306-X |
| F/UTP; Color: yellow | Y-959307-X |
| F/UTP; Color: blue | Y-959308-X |
| F/UTP; Color: red | Y-959309-X |
| F/UTP; Color: white | Y-1644077-X |

Other colors and lengths are available upon request

Category 5e U/UTP Patch Cord RJ-45 LSZH

FEATURES

- Category 5e according to ISO/IEC 11801 and EN-50173-1
- 4 Pair stranded U/UTP cable
- LSZH sheath
- Color-matched snagless boots
- Universal wiring



ORDERING INFORMATION

| Description | Part Number | Y- -X | Length |
|--------------|-------------|-------|--------|
| Color: white | Y-1644076-X | 1- -1 | 0.5 m |
| Color: red | Y-1711028-X | 0- -1 | 1.0 m |
| Color: green | Y-1711034-X | 0- -2 | 2.0 m |
| Color: blue | Y-1711035-X | 0- -3 | 3.0 m |
| Color: gray | Y-1711038-X | 0- -5 | 5.0 m |
| | | 1- -0 | 10.0 m |

Other colors and lengths are available upon request

Modular Twisted Pair


Voice - Backbone Cable

25 Pair Category 5E PowerSum Backbone Cable

FEATURES

- Category 5E UTP Backbone Cable
- 25 Pair Construction
- AWG 24
- UL listed

Color: white



ORDERING INFORMATION

| Description | Part Number |
|--|-------------|
| Sheathing: CMR; OD: 13.0 mm; Packaging: 305 m/Reel | 1499418-1 |

Multi-Pair Category 3 Backbone Cable

FEATURES

- Category 3 Telephone Backbone Cable
- AWG 24
- LSZH Jacket

Color: white



ORDERING INFORMATION

| Description | Part Number |
|---|-------------|
| 25 Pairs; OD: 13.0 mm; Packaging: 500 m/Reel | 1711494-1 |
| 50 Pairs; OD: 16.0 x 29.0 mm; Packaging: 500 m/Reel | 1711495-1 |
| 100 Pairs; OD: 35.0 mm; Packaging: 500 m/Reel | 1711496-1 |


Modular Twisted Pair

Voice - Jacks

SL Series Modular Jack (UTP)

FEATURES

- SlimLine (SL) Series: Thin profile improves outlet density
- Category 3
- 90° or 180° cable dress for easy termination
- Bend-limiting strain relief included
- UL listed
- Universal wiring - T568 A or B wiring pattern
- Several colors available on demand



ORDERING INFORMATION


| Description | Part Number |
|---|-------------|
| Cat. 3 RJ-11 unshielded Jack without dust cover | Y-1375192-X |

| Y- -X | Color |
|-------|--------------|
| 0- -1 | Beige |
| 0- -2 | Black |
| 0- -6 | Blue |
| 1- -3 | Alpine White |

SL Series Modular Coupler

FEATURES

- Straight Category 3 telephone coupler
- Compact coupler for two modular plugs
- SL Series: Thin profile improves outlet density



ORDERING INFORMATION

| Description | Part Number |
|---|-------------|
| Cat. 3 RJ-11 (6 pos) unshielded Coupler | 555050-1 |
| Cat. 3 RJ-45 (8 pos) unshielded Coupler | 555052-1 |

Modular Twisted Pair

Voice - Jacks

SL Series Multimedia Inserts


| Y- -X | Color |
|-------|--------------|
| 0- -1 | Light Almond |
| 0- -2 | Black |
| 1- -3 | Alpine White |

FEATURES

- The inserts offer flexibility and density at the work area outlet
- Can be installed in any faceplate or outlet designed to the SL series jack footprint
- Some couplers may not be available in all colors

ORDERING INFORMATION

| Description | Part Number |
|--|-------------|
| ST Coupler; Fiber Type: Multimode | Y-1339123-X |
| ST Coupler; Fiber Type: Singlemode | Y-1479181-X |
| BNC Coupler Insert; Figure B | Y-2111615-X |
| MT-RJ SL Series Housing | Y-1374416-X |
| RCA Coupler, Red Dielectric | Y-1375361-X |
| RCA Coupler, White Dielectric | Y-1375362-X |
| RCA Coupler, Yellow Dielectric | Y-1375363-X |
| RCA Solder Termination, Red Dielectric | Y-1375364-X |
| RCA Solder Termination, White Dielectric | Y-1375365-X |
| RCA Solder Termination, Yellow Dielectric | Y-1375366-X |
| RCA Coupler, Green Dielectric | Y-1933192-X |
| RCA Coupler, Blue Dielectric | Y-1933193-X |
| RCA Coupler, Orange Dielectric | Y-1933194-X |
| RCA to F-Connector; Figure I | Y-1933096-X |
| F-Connector Coupler, 2 GHz; Figure E | Y-1499855-X |
| 3.5 mm Stereo Mini-Headphone, Screw Terminal, Figure F | Y-1933582-X |
| Speaker Post, Black Stripe | Y-1479190-X |
| Speaker Post, Red Stripe; Figure G | Y-1479191-X |
| SC Simplex Coupler; Fiber Type: Multimode or Singlemode | Y-1499836-X |
| LC Coupler; Fiber Type: Singlemode APC; LC Coupler and Housing, Green | 1933286-3 |
| LC Coupler; Fiber Type: Singlemode; LC Coupler and Housing, Blue | 1933286-4 |
| LC Coupler; Fiber Type: XG LO 850 nm 50/125µm; LC Coupler and Housing, Aqua, OM3 & OM4 | 1933286-6 |
| LC Coupler; Fiber Type: 50/125µm; LC Coupler and Housing, Black, OM2 | 1-1933286-1 |
| LC Coupler; Fiber Type: 62.5/125µm; LC Coupler and Housing, Beige, OM1 | 1-1933286-2 |
| USB A-A Coupler; Figure J | Y-1933659-X |
| USB B-A Coupler; Figure K | Y-1933661-X |
| HDMI Coupler Figure H | 2111500-2 |
| Blank Insert Figure A | Y-1116412-X |



Modular Twisted Pair


Voice - Patch Panels

Category 3 Telephone Patch Panel - fixed

FEATURES

- 19", 1U, Telephone Panel with 50 ports
- Prepared for AMPTRAC upgrade
- Active Pin-out: 36,45
- Enhanced 110 IDC blocks compatible with 110C Impact or LSA-PLUS Insertion tool
- Conductor diameter range from AWG 26-22 (0.4-0.65 mm)
- Rear cable management for multipair cables
- 110 IDC blocks for conductor insulation diameters up to 1.28 mm

Color: black (RAL 9005)



ORDERING INFORMATION


| Description | Part Number |
|---|-------------|
| Cat. 3; 50 Ports Telephone Patch Panel - fixed; 110C IDC blocks | 1394060-2 |

Category 3 Telephone Patch Panel - sliding

FEATURES

- 19", 1U, Telephone Panel with 25 or 50 ports
- Active Pin-out: 36,45
- Enhanced LSA-PLUS IDC blocks compatible with LSA-PLUS Insertion tool
- Expansive cable management for maximum cable protection
- Innovative sliding panel mechanism for improved ease of installation

Color: black (RAL 9005)



ORDERING INFORMATION

| Description | Part Number |
|---|---------------|
| Cat. 3; 25 Ports Telephone Patch Panel - sliding; LSA-PLUS blocks | 7022 4 001-25 |
| Cat. 3; 50 Ports Telephone Patch Panel - sliding; LSA-PLUS blocks | 7022 4 001-50 |

Modular Twisted Pair

Voice - LSA-PLUS Modules

LSA-PLUS Series 2 Backmount Disconnection Module

10 pair LSA-PLUS modules which contain two piece contacts normally closed. Has advantage of individual pair disconnection and four wire test access.



ORDERING INFORMATION


| Description | Part Number |
|--|---------------|
| LSA-PLUS Backmount Disconnection Module, White, Pack of 10 | 6089 1 102-02 |
| LSA-PLUS Backmount Disconnection Module, Cream, Pack of 10 | 6089 1 810-00 |

LSA-PLUS PROFIL NT Disconnection Module

Disconnection module for 10 pairs, with right-angled arrangement of the contact rows for distributor systems ensuring enhanced access security. The mounting pitch is only 17.5mm. For installation in PROFIL rack systems with rod spacing 95mm for 10 pairs.

Small jumper guides left and right with built-in earth contact clips.

Housing colour: cream white



ORDERING INFORMATION

| Description | Part Number |
|---|---------------|
| LSA-PLUS PROFIL NT Disconnection Module, 10 Pairs | 7014 1 601-00 |


LSA-PLUS PROFIL NT Earth Module

For connecting drain wires to an earth contact without soldering, wire-stripping or the use of screws.

Designed for universal use with:

- Up to 20 drain wires
- For clicking onto PROFIL frames

Housing colour: red



ORDERING INFORMATION

| Description | Part Number |
|---------------------------------|---------------|
| LSA-PLUS PROFIL NT Earth Module | 7014 2 152-00 |

Modular Twisted Pair

Voice - LSA-PLUS Label Holders

10 Pair Label Holder and Labels

Easy identification of terminations and groups of modules. Label holders are available for mounting on 10 pair LSA-PLUS modules and for mounting directly onto the backmount frame. Labels can be ordered separately.



ORDERING INFORMATION

| Description | Quantity | Part Number |
|---|-------------------|---------------|
| Double Sided Hinged Label Holder Grey | Pack of 10 | 6092 1 810-00 |
| Label Holder Complete with Label, fits on one position on backmount frame | Pack of 10 Strips | 6092 1 820-00 |
| Blank white labels for use with label holders 6092 1 810-00 & 6092 1 840-00 | Pack of 100 | 6534 1 001-00 |

PROFIL Module Label Holder

Designed for universal use with backmount frame and PROFIL rod systems. For vertical identification

Label size: 95 x 18 mm for 2/10

Requires the space of one connection module in the backmount frame / PROFIL rod system.



ORDERING INFORMATION

| Description | Part Number |
|----------------------------|---------------|
| PROFIL Module Label Holder | 6753 2 009-00 |

LSA-PLUS NT Hinged Label Holder

Hinged label holder for LSA-PLUS NT. Can be inserted directly onto LSA-PLUS NT/PROFIL NT modules for 10 pairs. Comes with paper label and transparent cover. The flammability class of the grey label holder is UL94 V-0




ORDERING INFORMATION

| Description | Part Number |
|---------------------|---------------|
| Hinged Label Holder | 7014 2 007-00 |

Modular Twisted Pair Voice - LSA-PLUS Frames

Backmount Frames

Backmount frames in a variety of sizes, suitable for LSA-PLUS Series 2 Modules.




ORDERING INFORMATION

| Description | Quantity | Part Number |
|-----------------------|----------|---------------|
| 11mm Deep, 1 Module | 1 | 6424 3 005-01 |
| 11mm Deep, 2 Modules | 1 | 6424 3 005-02 |
| 11mm Deep, 7 Modules | 1 | 6424 3 005-07 |
| 30mm Deep, 10 Modules | 1 | 6424 3 007-10 |
| 50mm Deep, 30 Modules | 1 | 6424 3 009-30 |
| 60mm Deep, 34 Modules | 1 | 6424 3 010-34 |

PROFIL Frame 95/46

For installation in already set-up distribution frames and distribution cabinets.

- The frame consists of:
 - 2 PROFIL rods, 12mm in diameter (stainless steel)
 - An adequate number of PROFIL holders with a depth of 46mm
- Completely assembled PROFIL frame:
 - PROFIL frame 95 for accommodation of LSA PROFIL modules 2/10, 2/8-95, LS 10 pairs and HighBand*



ORDERING INFORMATION

| Description | Part Number |
|---|---------------|
| PROFIL Frame 95/46, length of rods 299mm | 6577 2 812-01 |
| PROFIL Frame 95/46, length of rods 574mm | 6577 2 812-02 |
| PROFIL Frame 95/46, length of rods 861mm | 6577 2 812-03 |
| PROFIL Frame 95/46, length of rods 1136mm | 6577 2 812-04 |
| PROFIL Frame 95/46, length of rods 1423mm | 6577 2 812-05 |
| PROFIL Frame 95/46, length of rods 1698mm | 6577 2 812-06 |

Modular Twisted Pair

Voice - LSA-PLUS Connection Cords

LSA-PLUS Series 2 Connection Cord

Equipped with a plug at each end of the cord. Primarily used for interconnecting separate circuits either on the same or between different LSA-PLUS modules.



ORDERING INFORMATION

| Description | Quantity | Part Number |
|--|------------|---------------|
| 2 Pole. For use with LSA-PLUS connection and disconnection modules, cord length 1.5m | Pack of 10 | 6529 1 022-01 |
| 4 Pole. For use with LSA-PLUS switching and disconnection modules, cord length 1.5m | Pack of 10 | 6529 1 042-01 |

LSA-PLUS NT Connection Cord, 1 Pair

Connection cord with 2 NT plugs. Thanks to the extended length, the plug can be easily gripped even when there are adjacent protection magazines. Designed for LSA-PLUS NT/LSA PROFIL NT disconnection and switching modules; 2-pole connection on the cable side (a to a and b to b).



ORDERING INFORMATION

| Description | Part Number |
|--|---------------|
| LSA-PLUS NT connection cord, 1 pair 2m | 7014 2 040-00 |

Modular Twisted Pair

Voice - LSA-PLUS Protection Plugs

ComProtect Series B

Compact plug-in single pair overvoltage protection for LSA-PLUS series. ComProtect Series B protects from damage caused by overvoltage with a 3-pole GDT with failsafe (primary circuit) and transient secondary elements (Diodes) for quick responding fine protection. Additional overcurrent protection is realised with reversible thermistors (PTCs) that complete the 5 point protective circuitry. These devices are designed for use in exchanges and terminal equipment in both analogue and ISDN (<2MBps) systems. All include earthing rail.



ORDERING INFORMATION

| Description | Quantity | Part Number |
|--|----------|---------------|
| CP BI12A1 - 5 point and transient protection, max. operating voltage is 12V, GDT with failsafe | 10 | 5909 1 084-00 |
| CP BI24A1 - as above, max. operating voltage is 24V | 10 | 5909 1 083-00 |
| CP BI70A1 - as above, max. operating voltage is 70V | 10 | 5909 1 082-00 |
| CP BI180A1 - as above, max. operating voltage is 180V | 10 | 5909 1 076-00 |
| CP BOD180A2 - high GDT clamping voltage (>250V) | 10 | 5909 1 078-10 |

NTP OD180A2

Recommended for protection of distribution and terminal equipment in analog, ISDN, HDSL and ADSL telecommunication systems. Designed for the partial or complete equipping of LSA-PLUS NT or LSA PROFIL NT disconnection or switching modules in conjunction with a 10-pair earth bar (Order No.: 7019 3 037-00).

The protection circuit consists of a 3-pole overvoltage arrester, fail-safe contact, reversible overcurrent protection components and diodes for secondary overvoltage protection. The overcurrent protection functions as a reversible line fuse.



ORDERING INFORMATION

| Description | Part Number |
|-------------|---------------|
| NTP OD180A2 | 7019 1 014-00 |

Modular Twisted Pair

Voice - Indoor Boxes

Connection Box 201D

Low profile plastic box accommodates up to 20 pairs or 2 LSA-PLUS modules.

Dimensions: 170(H) x 120(W) x 43(D)mm




ORDERING INFORMATION

| Description | Part Number |
|------------------------------|---------------|
| Connection Box 201D, 20 Pair | 6429 1 076-00 |
| Connection Box 201D, 10 Pair | 6429 1 078-00 |

Connection Box 301A

Plastic modular box, for 100 pairs designed to accommodate 10 LSA-PLUS 10 pair modules.

Dimensions: 320(H) x 210(W) x 120(D)mm



ORDERING INFORMATION

| Description | Part Number |
|--|---------------|
| Connection Box 301A (Includes 1 backmount frame 5/30/10A equivalent and earthing) | 6530 1 017-00 |


Modular Twisted Pair

Voice - Indoor Boxes

KRONECTION Boxes

FEATURES

- Plastic Distribution Box for Surface- and flush-mounted applications
- All KRONECTION boxes (empty housing) can be fitted with LSA-PLUS NT back-mount frames
- KRONECTION boxes with back-mount frames are designed for installation of overvoltage protection elements (additional wall attachment frame required)
- Protection class: IP 30 according to DIN 40050. These distribution boxes are designed for indoor use.
- Flammability class: UL 94V-0



Color: RAL 7035 (polystyrene-compatible paintings possible).

ORDERING INFORMATION

| Description | H x W x D (mm) | Part Number |
|--|----------------|---------------|
| KRONECTION-Box I (empty) | 170 x 140 x 75 | 6436 1 001-xx |
| KRONECTION-Box I (outfitted with 1 back-mount frame for 3 LSA-PLUS modules 2/10) | 170 x 140 x 75 | 6436 1 013-xx |
| Back-mount frame NT for Box I (30 pairs, without label holder) | | 7014 3 046-13 |
| KRONECTION-Box II (empty) | 215 x 215 x 75 | 6406 1 001-xx |
| KRONECTION-Box II (outfitted with 1 back-mount frame for 3 LSA-PLUS modules 2/10) | 215 x 215 x 75 | 6406 1 015-xx |
| Back-mount frame NT for Box II (70 pairs, without label holder) | | 7014 3 046-12 |
| KRONECTION-Box III (empty) | 320 x 215 x 75 | 6437 1 001-xx |
| KRONECTION-Box III (outfitted with 1 back-mount frame for 3 LSA-PLUS modules 2/10) | 320 x 215 x 75 | 6437 1 020-xx |
| Back-mount frame NT for Box III (120 pairs, without label holder) | | 7014 3 046-11 |

xx = 20 for door with turnbuckle

xx = 21 for door with cylinder lock and one key

Accessories for KRONECTION-Box I, II, III

FEATURES

- Mounting frames available as flush-mount or for attachment
- Attachment frames for increasing the installation depth by 37 mm for overvoltage protection applications

ORDERING INFORMATION

| Description | Part Number |
|--|---------------|
| Flush-mounting frame for KRONECTION-Box I | 6436 2 004-20 |
| Attachment frame for KRONECTION-Box I | 6436 3 003-20 |
| Flush-mounting frame for KRONECTION-Box II | 6406 2 004-20 |
| Attachment frame for KRONECTION-Box II | 6406 3 003-20 |
| Flush-mounting frame for KRONECTION-Box III | 6437 2 004-20 |
| Attachment frame for for KRONECTION-Box III | 6437 3 003-20 |
| Cylinder lock for replacing the turnbuckle incl. one key | 6437 2 010-00 |
| Jumper pin as wire guide (6 pieces) | 6406 2 013-00 |



Flush-mounting frame



Attachment frame

Modular Twisted Pair Voice - Indoor Boxes

LSA Connection Boxes

FEATURES

- Manufactured from lightweight 1mm mild steel
- Removable top and bottom gland plates and internal jumper rings
- Quick release hinges
- Doors can be hinged either left or right
- Strong, robust and durable solution
- Tidy cable management
- Quick release hinges aid and simplify installations
- Increased flexibility



ORDERING INFORMATION

| Description | Pairs Capacity | Backmount Frames | Dimensions (mm) WxHxD | Weight (Kg) | Jumper rings | Pack Qty | Part Number. |
|---------------------------|----------------|------------------|-----------------------|-------------|--------------|----------|---------------|
| Connection Box 500 Series | 100 | 1 x 10 way | 235x350x115 | 3.2 | 4 | 1 | 6428 2 421-00 |
| Connection Box 500 Series | 200 | 1 x 20 way | 235x700x115 | 5.2 | 6 | 1 | 6428 2 420-00 |
| Connection Box 500 Series | 200 | 2 x 10 way | 425x350x115 | 5.4 | 6 | 1 | 6428 2 418-00 |
| Connection Box 500 Series | 400 | 2 x 20 way | 425x700x115 | 8.6 | 9 | 1 | 6428 2 419-00 |
| Connection Box 510 | 340 | 1 x 34 way | 300x1000x140 | 11 | 8 | 1 | 6428 2 423-00 |
| Connection Box 520 | 680 | 2 x 34 way | 500x1000x140 | 17 | 12 | 1 | 6428 2 424-00 |
| Connection Box 530 | 1020 | 3 x 34 way | 750x1000x140 | 25 | 16 | 1 | 6428 2 425-00 |
| Connection Box 540 | 1340 | 4 x 34 way | 1000x1000x140 | 32 | 20 | 1 | 6428 2 422-00 |

Modular Twisted Pair

Unloaded Hardware - Patch Panels

UCP Patch Panel Angled and Flushmount

FEATURES

- 19" 1U unloaded modular patch panel with support for 4 Quick-Fit Modules
- Angled and flush style panels available
- Modular, rear cable management for both horizontal Copper and Fiber cables
- Accepts Pre-terminated Cu or FO cassettes or Field-terminated Copper modules
- Including grounding bolt



Color: black (RAL 9005)

ORDERING INFORMATION

| Description | Part Number |
|---------------------------|-------------|
| UCP Patch Panel 1U Angled | 1-1671590-1 |
| UCP Patch Panel 1U Flush | 1-1671594-1 |

Angled 1U Modular Panel (unloaded)

FEATURES

- 19" 1U angled modular Patch Panel to be equipped with different Slim Line jacks
- Adjustable & removable rear cable bracket incl. easy to use cable organizing CaRe-clips
- Including grounding bolt



Color: black (RAL 9005)

ORDERING INFORMATION

| Description | Part Number |
|--------------------------|-------------|
| Angled modular panel UTP | 1-1671157-1 |
| Angled modular panel STP | 1-1671157-2 |

Modular Twisted Pair

Unloaded Hardware - Patch Panels

Flushmount AMPTRAC *Ready!* Patch Panel (unloaded)

FEATURES

- 19" 1U unloaded flushmount panel to be equipped with different SlimLine jacks
- AMPTRAC *Ready!* version: prepared for AMPTRAC upgrade
- Holds up to 24 SL jacks

Color: black (RAL 9005)

ORDERING INFORMATION

| Description | Part Number |
|---|-------------|
| AMPTRAC <i>Ready!</i> unloaded panels for all SL jacks; Color: black (RAL 9005) | 1711685-1 |
| AMPTRAC <i>Ready!</i> unloaded panels for all SL jacks; Color: light gray (RAL 7035) | 1711685-2 |



Flushmount Modular Patch Panel (unloaded)

FEATURES

- 19" 1U unloaded flushmount panel to be equipped with different SlimLine jacks
- Suitable for UTP and STP SL Series jacks
- Including grounding bolt

Color: black (RAL 9005)

ORDERING INFORMATION

| Description | Part Number |
|--------------------------|-------------|
| Flushmount Modular Panel | 1-1671183-1 |



Flushmount Standard Patch Panels (unloaded)

FEATURES

- 19" Standard unloaded flushmount panel to be equipped with different SlimLine jacks
- Accepts up to 24 SL jacks
- Including grounding bolt

ORDERING INFORMATION

| Description | Part Number |
|---|-------------|
| 24 port panel; Height: 1U; Color: black (RAL 9005) | 336526-1 |
| 24 port panel; Height: 1U; Color: light gray (RAL 7035) | 336526-4 |



Modular Twisted Pair

Unloaded Hardware - Patch Panels

Modular Q-Jack Patch Panel (unloaded)

FEATURES

- 19" unloaded 1U flushmount patch panel to be used with Q-Jacks (see page 208)
- UTP and STP configuration possible
- Integral cable management bar
- 45° IDC contacts providing secure, gas-tight connections
- Accepts 110 style termination tools
- Universal 568A/B wiring
- Discrete labelling system



ORDERING INFORMATION

| Description | Part Number |
|---------------------------------------|--------------|
| 24 port Q-Jack Patch Panel (unloaded) | 300001739943 |
| 48 port Q-Jack Patch Panel (unloaded) | 300001739995 |
| Blank plugs 12 per pack | 300001741753 |

Modular KM8 Jack Patch Panel (unloaded)

FEATURES

- 19" unloaded 1U flushmount patch panel to be used with KM8 Jacks (see pages 207, 212 and 214)
- UTP and STP configuration possible
- Integral cable management bar
- KM8 termination tool
- Discrete labelling system



ORDERING INFORMATION

| Description | Part Number |
|------------------------------------|---------------|
| 24 port KM8 Patch Panel (unloaded) | 7022 2 155-24 |
| 32 port KM8 Patch Panel (unloaded) | 7022 2 155-32 |

Modular Twisted Pair

Unloaded Hardware - Consolidation Box

Quick-Fit Consolidation Point Box

FEATURES

- Wall mount or raised floor use
- Hinged cover with knurled screw
- Low profile (H = 56mm)
- High flexibility, accepts copper and fiber Quick-Fit modules and/or cassettes
- Installer friendly
- Dust resistant
- Easy access for cleaning fiber optic connectors
- Robust construction
- Integrated strain relief feature
- Including grounding bolt

Color: Black (RAL 9005)



ORDERING INFORMATION

| Description | Part Number |
|-----------------------------------|-------------|
| Quick-Fit Consolidation Point Box | 1-1671414-1 |

Unloaded Copper Quick-Fit Modules

- To be equipped with six SL Jacks
- Available for STP and UTP
- Automatic bonding by design
- Labels included



ORDERING INFORMATION

| Description | Part Number |
|------------------------|-------------|
| STP Quick-Fit module | 2111093-1 |
| UTP Quick-Fit module | 2111117-1 |
| Blank Quick-Fit module | 1479698-1 |



Modular Twisted Pair

Unloaded Hardware - Mini-Pods

MiniPods

FEATURES

- External mounting points
- Can be passed through standard floor grommets
- Incorporated dust protection on each port
- 3, 4 and 6 port versions available
- Unloaded version for AMP TWIST 6_AS jack

ORDERING INFORMATION

| Description | Part Number |
|--|-------------|
| MiniPod Unloaded 3 port w/angled adaptor for AT 6 _A S | 2153216-3 |
| MiniPod Unloaded 4 port w/angled adaptor for AT 6 _A S | 2153216-4 |
| MiniPod Unloaded 6 port w/angled adaptor for AT 6 _A S | 2153216-6 |



Modular Twisted Pair

Unloaded Hardware - Outlets 80 x 80 mm (DIN)

DIN Flushmount 3 Port Angled Outlet

FEATURES

- 3 port outlet to accept up to 3 SL Series Jacks
- Compatible with standard and designer 50 x 50 faceplates and 80 x 80 frames
- Ports are iconable Links to labeling in by name

ORDERING INFORMATION

| Description | Part Number |
|---|-------------|
| DIN flushmount 3 port angled outlet (incl. 50 x 50 faceplate); Color: almond (RAL 1013) | 1711485-1 |
| DIN flushmount 3 port angled outlet (incl. 50 x 50 faceplate); Color: pure white (RAL 9010) | 1711485-2 |
| DIN flushmount 3 port angled outlet UP0 (mounting frame only) | 1711490-1 |
| DIN flushmount 3 port angled outlet (incl. 50 x 50 faceplate & 80 x 80 frame); Color: almond (RAL 1013) | 1711537-1 |
| DIN flushmount 3 port angled outlet (incl. 50 x 50 faceplate & 80 x 80 frame); Color: pure white (RAL 9010) | 1711537-2 |



DIN 3 Port Angled Outlet

FEATURES

- 3 Port outlet to accept up to 3 SL Series Jacks
- 50 x 50 mm footprint
- Supplied complete with 2 removable / replaceable blanking plates

ORDERING INFORMATION

| Description | Part Number |
|---|-------------|
| 50 x 50 mm DIN 3 port angled outlet without plastic frame; Color: almond (RAL 1013) | 336613-1 |
| 50 x 50 mm DIN 3 port angled outlet without plastic frame; Color: pure white (RAL 9010) | 2-336613-1 |
| 50 x 50 mm DIN 3 port angled outlet with 80 x 80 mm plastic frame; Color: almond (RAL 1013) | 336614-1 |
| 50 x 50 mm DIN 3 port angled outlet with 80 x 80 mm plastic frame; Color: pure white (RAL 9010) | 2-336614-1 |



Modular Twisted Pair

Unloaded Hardware - Outlets 80 x 80 mm (DIN)

DIN Dual Angled Outlet

FEATURES

- Dual outlet to accept either up to 2 SL Series Jacks
- To be used with single or multiple gang DIN faceplates
- Supplied complete with back plate, adapter plate and shutters
- Individual ports are icon-able



ORDERING INFORMATION

| Description | Part Number |
|---|-------------|
| DIN Dual Angled Outlet, for 2x Slim Line Jack; Color: almond (RAL 1013) | 966936-5 |
| DIN Dual Angled Outlet, for 2x Slim Line Jack; Color: pure white (RAL 9010) | 2-966936-5 |

DIN Standard Outlet for Recessed Mounting

FEATURES

- Outlet for recessed mounting
- To be used with single or multiple gang DIN faceplates
- Supplied complete with spring loaded shutter

ORDERING INFORMATION

| Description | Part Number |
|---|-------------|
| DIN standard outlet; almond (RAL 1013) | 966223-1 |
| DIN standard outlet; pure white (RAL 9010) | 2-966223-1 |
| DIN dual straight outlet; almond (RAL 1013) | 966224-1 |
| DIN dual straight outlet; pure white (RAL 9010) | 2-966224-1 |



European Keystone Faceplate for HK and KM8

FEATURES

- Two port faceplate, 50x50
- For use with Cat5e HK and Cat6 KM8 jacks
- Complete with integrated dust protection
- Removable corners for installation in areas with restricted space



ORDERING INFORMATION

| Description | Part Number |
|---|---------------|
| Unloaded Keystone Faceplate, 50x50, White | 6690 2 675-01 |
| Faceplate, 80x80, White | 6690 3 725-05 |

Note: Unloaded faceplates compatible with HK jacks:

Cat 5e HK UTP Pure White (6540 1 130-01)

Cat 5e HK UTP Black (6540 1 130-04)

Cat 5e HK STP Metal (6540 1 154-02)

Modular Twisted Pair

Unloaded Hardware - Outlets 80 x 80 mm (DIN)

DIN 50 x 50 mm Faceplate Frame

FEATURES

- Faceplate suitable for all outlets with a 50 x 50 mm footprint
- External Dimensions 80 x 80 mm

ORDERING INFORMATION

| Description | Part Number |
|---|-------------|
| 80 x 80 mm Faceplate Frame for 50 x 50 mm outlets; pure white (RAL 9010) | 5-0336608-1 |
| 80 x 80 mm Faceplate Frame for 50 x 50 mm outlets; Color: almond (RAL 1013) | 5-0336608-2 |
| 80 x 80 mm Faceplate Frame for 50 x 50 mm outlets; Color: black (RAL 9005) | 5-0336608-3 |



Single and Multiple DIN Faceplate Frames

FEATURES

- Faceplate suitable for all outlets with a 75 x 75 mm footprint
- External Dimensions 80 x 80 mm

ORDERING INFORMATION

| Description | Part Number |
|---|-------------|
| Single Faceplate Frame; almond (RAL 1013) | 964830-1 |
| Single Faceplate Frame; pure white (RAL 9010) | 2-964830-1 |
| Dual Faceplate Frame; almond (RAL 1013) | 964361-2 |
| Dual Faceplate Frame; pure white (RAL 9010) | 2-964361-2 |
| Triple Faceplate Frame; almond (RAL 1013) | 964361-3 |
| Triple Faceplate Frame; pure white (RAL 9010) | 2-964361-3 |



DIN Surface Mount Outlet Back Box

FEATURES

- Back Box for Surface Mounting
- Available individually or as a complete kit with a single faceplate
- Not suitable for use with multiple faceplates

ORDERING INFORMATION

| Description | Part Number |
|--|-------------|
| Surface Mount Outlet Back Box; almond (RAL 1013); Back box only | 966740-1 |
| Surface Mount Outlet Back Box; almond (RAL 1013); Back box + faceplate | 966740-2 |
| Surface Mount Outlet Back Box; pure white (RAL 9010); Back box only | 2-966740-1 |
| Surface Mount Outlet Back Box; pure white (RAL 9010); Back box + faceplate | 2-966740-2 |
| Adaptor DIN RAIL to DIN Surface Mount Outlet Back Box; | 1671164-1 |



Modular Twisted Pair

Unloaded Hardware - Outlets 80 x 80 mm (DIN)

Universal Mounting Bracket

FEATURES

- Universal Mounting Bracket for installations into trunking
- Available in two sizes:
 - for installation into trunking with a small "C-Profile"
 - for installation into trunking with a big "C-Profile"



ORDERING INFORMATION

| Description | Part Number |
|--|-------------|
| Universal Mounting Bracket for small C-profile | 966498-1 |
| Universal mounting bracket for big C-profile | 1671925-1 |

Modular Twisted Pair

Unloaded Hardware - Outlets 80 x 80 mm (DIN)

Floor box Bracket for OBO Bettermann GESR 7/10

FEATURES

- Mounting Bracket for installations into Ackerman floor boxes
- Supplied complete with fixing screws
- Stainless Steel bracket
- Complete with strain relief handle
- 2 lengths available - with or without cable management
- Blanking Plate available separately



ORDERING INFORMATION

| Description | Part Number |
|--|-------------|
| Blanking Plate (Pearl white) | 964719-1 |
| Floor box Bracket; 3 Gang without Management | 1394294-1 |
| Floor box Bracket; 2 Gang without Management | 1394294-3 |

SL Jack Mounting Frame for Bettermann Floor Boxes

FEATURES

- High density SL applications in floor box environments
- Angled geometry for easy cable management
- Frame is iconable and provides labeling space
- May be modified to suit almost any floor box application
- SL Jacks with dust covers recommended for use within these frames
- Patent pending
- Available unpainted or in black
- Unpainted parts are equipped with VDE grounding bolt



Color: black

ORDERING INFORMATION

| Description | Part Number |
|---|-------------|
| SL Jack mounting frame; 6 Ports black (short version) | 1711255-1 |
| SL Jack mounting frame; 9 Ports black (long version) | 1711255-2 |
| SL Jack mounting frame; 6 Ports unpainted (short version) | 1711255-3 |
| SL Jack mounting frame; 9 Ports unpainted (long version) | 1711255-4 |

Modular Twisted Pair

Unloaded Hardware - Outlets Swiss Installation

“EDIZIOdue” 2 Port Straight

FEATURES

- “EDIZIOdue” 2 port faceplates suitable for trunking, recessed or surface mounting
- Accepts all SL Series Jacks
- Individual ports are icon-able



ORDERING INFORMATION

| Description | Part Number |
|-----------------------------------|-------------|
| AP; Color: pure white (RAL 9010) | 5-101016-7 |
| UP; Color: pure white (RAL 9010) | 1711168-1 |
| UP; Color: black (RAL 9005) | 1711168-4 |
| KNL; Color: pure white (RAL 9010) | 1711169-1 |
| KNL; Color: black (RAL 9005) | 1711169-4 |

Kallysto 2 Port Angled with Adaptor Plate

FEATURES

- Kallysto 2 port angled faceplate suitable for trunking, recessed or surfaced mounting
- Accepts all SL Series Jacks
- Large labeling field



ORDERING INFORMATION

| Description | Part Number |
|-----------------------------------|-------------|
| UP; Color: pure white (RAL 9010) | 1711604-1 |
| UP; Color: black (RAL 9005) | 1711604-4 |
| KNL; Color: pure white (RAL 9010) | 1711632-1 |
| KNL; Color: black (RAL 9005) | 1711632-4 |
| AP; Color: pure white (RAL 9010) | 1711633-1 |
| AP; Color: black (RAL 9005) | 1711633-4 |

“FLF” 2 Port with Adaptor Plate

FEATURES

- Dual faceplate suitable for floor box mounting
- Accepts all SL Series Jacks

ORDERING INFORMATION

| Description | Part Number |
|------------------------|-------------|
| FLF; Color: pure white | 1711606-1 |
| FLF; Color: black | 1711606-2 |



Modular Twisted Pair

Unloaded Hardware - Outlets Swiss Installation

“EDIZIOdue Compatible” 3 Port DIN Flushmount Angled

FEATURES

- “EDIZIOdue compatible” 3 port angled faceplates suitable for trunking or recessed mounting
- Accepts all SL Series Jacks (except AMP-TWIST 7_AS)
- Self-adhesive labels are available
- Individual ports are icon-able



ORDERING INFORMATION

| Description | Part Number |
|---|-------------|
| UP, 3 port; Color: pure white (RAL 9010) | 1711625-1 |
| KNL, 3 port; Color: pure white (RAL 9010) | 1711626-1 |

“EDIZIOdue Compatible” 3 Port DIN Angled

FEATURES

- “EDIZIOdue compatible” 3 port DIN angled faceplates suitable for trunking or recessed mounting
- Accepts all SL Series Jacks
- Self-adhesive labels are available
- Individual ports are icon-able



ORDERING INFORMATION

| Description | Part Number |
|---|-------------|
| UP, 3 port; Color: pure white (RAL 9010) | 1711082-1 |
| KNL, 3 port; Color: pure white (RAL 9010) | 1711083-1 |

“EDIZIOdue Compatible” 4 Port Straight

FEATURES

- “EDIZIOdue compatible” 4 port straight faceplates
- Accepts all SL Series Jacks
- Self-adhesive labels are available
- Individual ports are icon-able



ORDERING INFORMATION

| Description | Part Number |
|--------------------------------|-------------|
| KNL, 4 Port; Color: pure white | 1711282-1 |
| KNL, 4 port; Color: black | 1711282-2 |

Modular Twisted Pair

Unloaded Hardware - Outlets Swiss Installation

“Standard” 2 Port Straight

FEATURES

- “Standard” Style 2 port faceplates suitable for trunking or recessed mounting
- Accepts all SL Series Jacks
- Individual ports are icon-able



ORDERING INFORMATION

| Description | Part Number |
|-----------------------------------|-------------|
| UP; Color: pure white (RAL 9010) | 7-101016-3 |
| KNL; Color: pure white (RAL 9010) | 7-101016-5 |

Basico 2 Port Angled with Adaptor Plate

FEATURES

- Basico 2 port angled faceplates suitable for trunking, recessed or surface mounting
- Accepts all SL series jacks
- Large labeling field



ORDERING INFORMATION

| Description | Part Number |
|-----------------------------------|-------------|
| UP; Color: pure white (RAL 9010) | 1711605-1 |
| AP; Color: pure white (RAL 9010) | 1711634-1 |
| KNL; Color: pure white (RAL 9010) | 1711644-1 |

Blanking plate

FEATURES

- Blanking plate to be inserted from frontside



ORDERING INFORMATION

| Description | Part Number |
|--|-------------|
| Blanking Plate for EDIZIOdue 2port + 4port and Standard Outlets; Color: pure white | 1711283-1 |
| Blanking Plate for EDIZIOdue 2port + 4port and Standard Outlets; Color: black | 1711283-2 |
| Blanking Plate for Kallysto, Basico and FLF; Color: pure white | 1711937-1 |
| Blanking Plate for Kallysto, Basico and FLF; Color: black | 1711937-2 |

Modular Twisted Pair

Unloaded Hardware - Outlets UK Style (BS)

BS 50 mm Unloaded Faceplates and Shuttered Modules

FEATURES

- Unloaded faceplate accepts either 2 or 4 BS 50 mm shuttered modules
- Single shuttered 50 mm module (spring loaded shutter)
- Dimensions module: 25 x 50 mm

Color: signal white (RAL 9003)



ORDERING INFORMATION

| Description | Part Number |
|---|-------------|
| Single shuttered 25 x 50 mm angled module | 1711275-1 |
| Single gang faceplate (for 2 shuttered modules) | 1711399-1 |
| Dual gang faceplates (for 4 shuttered modules) | 1711400-1 |
| Triple gang faceplate (for 3 shuttered modules) | 1711963-1 |
| Blanking plate 25 x 50 mm | 1711403-1 |
| Blanking plate 12.5 x 50 mm | 1711404-1 |

UK Style Faceplates & Adaptors

FEATURES

- For use with CL keystone jacks
- In-line and angled options available
- Single and Double gang faceplates



ORDERING INFORMATION

| Description | Part Number |
|---|---------------|
| RJ-K CL Standard 25x50 adaptor white (pack of 20) | 6540 1 801-00 |
| RJ-K CL Angled 25x50 adaptor white (pack of 20) | 6540 1 802-00 |
| Keystone Angled 25x50 adaptor white (pack of 1) | 6538 4 111-05 |
| Unloaded Deep Faceplate, UK style, 50x50 (single-gang), White (Pack of 10) | 6540 1 812-04 |
| Unloaded Deep Faceplate, UK style, 50x100 (double-gang), White (Pack of 10) | 6540 1 812-05 |

Note: Unloaded adaptors compatible with jacks:
 Cat 5e CL UTP White shutter RJ45 (6540 1 200-01)
 Cat 6 CL UTP White RJ45 (6537 1 010-00)

Modular Twisted Pair

Unloaded Hardware - Outlets UK Style (BS)

BS LJ6C Unloaded Faceplates and Shuttered Modules

FEATURES

- Unloaded faceplate accepts either 1 or 2 LJ6C shuttered modules
- Dimensions faceplate: 86 x 86 mm (single and dual port)
- Single shuttered LJ6C module (spring loaded shutter)
- Dimensions module 25 x 39 mm

Color: signal white (RAL 9003)



ORDERING INFORMATION

| Description | Part Number |
|---------------------------------------|-------------|
| Single port LJ6C unloaded faceplate | 1711301-1 |
| Dual port LJ6C unloaded faceplate | 1711302-1 |
| Quad port LJ6C unloaded faceplate | 2153004-1 |
| Single shuttered LJ6C module | 1711348-1 |
| Blanking plate | 1711491-1 |
| Single unshuttered angled LJ6C module | 1711775-1 |
| Single shuttered angled LJ6C module | 1859096-1 |



LJ6C UK Style Faceplates & Adaptors

FEATURES

- Adaptors for use with CL keystone jacks
- In-line and angled options available

ORDERING INFORMATION

| Description | Part Number |
|--|---------------|
| CL Standard LJ6C Adaptor (pack of 20) | 6540 1 810-00 |
| CL Angled LJ6C Adaptor (pack of 20) | 6540 1 813-00 |
| Keystone Standard LJ6C Adaptor (pack of 1) | 6830 2 402-00 |
| Keystone Angled LJ6C Adaptor (pack of 1) | 6540 1 814-01 |

Note: Unloaded adaptors compatible with jacks:
Cat 5e CL UTP White shutter RJ45 (6540 1 200-01)
Cat 6 CL UTP White RJ45 (6537 1 010-00)



Modular Twisted Pair

Unloaded Hardware - Outlets UK Style (BS)

Keystone UK Style Faceplate

FEATURES

- UK style faceplate with integrated dust protection
- For accommodating Category 5e HK and Category 6 KM8 and keystone jacks
- Dimensions: 85 x 85mm



ORDERING INFORMATION

| Description | Part Number |
|---|---------------|
| Unloaded Faceplate, Keystone, UK Style, White, Single | 6538 3 111-03 |
| Unloaded Faceplate, Keystone, UK Style, White, Double | 6538 3 111-04 |

Note: Unloaded faceplates compatible with HK jacks:
Cat 5e HK UTP Pure White (6540 1 130-01)
Cat 5e HK UTP Black (6540 1 130-04)
Cat 5e HK STP Metal (6540 1 154-02)

Back Boxes for UK Style Outlets

FEATURES

- Designed for surface installations
- Dimensions: 86 x 86 x 27mm



ORDERING INFORMATION

| Description | Part Number |
|-----------------------------|---------------|
| Back Box, Single Gang White | 6536 1 005-00 |
| Back Box, Double Gang White | 6536 3 044-00 |

Modular Twisted Pair

Unloaded Hardware - Outlets 45 x 45 mm ("Mosaic")

Single and Dual Outlets 45 x 45 mm in Angled and Flat versions

FEATURES

- Unloaded Single Port half width shuttered module (spring loaded) with 22.5 x 45 mm footprint
- Unloaded Dual and Single Port full width shuttered module (spring loaded) with 45 x 45 mm footprint
- Frame outer dimension 86 x 86 mm
- Frame mounting dimension 60 mm

Color: pure white (RAL 9010)

ORDERING INFORMATION

| Description | Part Number |
|---|-------------|
| Dual/Single Port angled outlet for 2 SL jacks or 1 AMP-TWIST Jack; Size: 45 x 45 mm; Picture: A | 336793-1 |
| Dual Port shuttered angled outlet for 2 AMP-TWIST Jacks; Size: 45 x 45 mm; Picture: B | 1711797-1 |
| Single Port shuttered angled outlet for 1 SL jack or 1 AMP-TWIST Jack; Size: 22.5 x 45 mm; Picture: C | 1711664-1 |
| Single Port shuttered angled outlet for 2 AMP-TWIST Jacks; Size: 45 x 45 mm; | 1711653-1 |
| Single Port shuttered flat outlet for 1 SL jack or 1 AMP-TWIST Jack; Size: 22.5 x 45 mm, Picture: D | 1711349-1 |
| Single Port shuttered flat outlet for 1 SL jack or 1 AMP-TWIST Jack; Size: 45 x 45 mm; Picture: E | 1711277-1 |
| Dual Port shuttered flat outlet 2 SL jacks; Size: 45 x 45 mm | 1711276-1 |
| "45x45" Outlet 45 x 45 mm for SC-Duplex, ST-Style, SL adaptor or MT-RJ jack; Picture: F | 183931-1 |
| Frame for 1x 45 x45 module or 2x 22.5x45 modules; Size: 45 x 45 mm; Picture: G | 1-1711307-1 |
| Blind cover; Size: 22.5 x 45 mm | 1711306-1 |
| Adapter Frame to 50 x 50 mm; Color: almond (RAL 1013); Picture: H | 1379156-1 |
| Adapter Frame 50 x 50 mm to Legrand Valena™ frames | 1859130-1 |
| 85 x 85 Surface mount box; accepts frame 1-1711307-1; 45 mm deep | 185705-1 |



Modular Twisted Pair

Unloaded Hardware - Outlets 45 x 45 mm (“Mosaic”)

45x45 Adaptors and Faceplate

FEATURES

- For use with Category 5e HK and Category 6 RJ45 Keystone jacks
- Adaptors come complete with integrated dust protection

ORDERING INFORMATION

| Description | Part Number |
|-----------------------------------|---------------|
| Adaptor 22,5x45mm, Single, White | 6690 1 825-10 |
| Adaptor 45x45mm, Single,White | 6690 1 825-00 |
| Unloaded Faceplate,45x45mm, White | 6690 3 745-01 |

Note: Unloaded adaptors compatible with HK jacks:

Cat 5e HK UTP Pure White (6540 1 130-01)

Cat 5e HK UTP Black (6540 1 130-04)

Cat 5e HK STP Metal (6540 1 154-02)




Modular Twisted Pair

Unloaded Hardware - Outlets Single/Double Gang (US Installation)

Standard USA Faceplates

FEATURES

- Accepts all AMP-TWIST jacks, SL Series jacks, MT-RJ outlet jacks and SL Series inserts
- Faceplate dimensions:
2.75 in (69.85 mm) x 4.5 in (114.30 mm) x 0.22 in (5.59 mm)
- Label viewing area with integrated label covers that flip down and Snap-in place
- Extender kits are used to add 0.5 inches of space between the mounting surface and the faceplate



ORDERING INFORMATION

| Description | Part Number |
|---|-------------|
| Port Count: 1; Single Gang; Orientation: Vertical | 2111008-1 |
| Port Count: 2; Single Gang; Orientation: Vertical | 2111009-1 |
| Port Count: 3; Single Gang; Orientation: Vertical | 2111010-1 |
| Port Count: 4; Single Gang; Orientation: Vertical | 2111011-1 |
| Port Count: 6; Single Gang; Orientation: Vertical | 2111012-1 |
| Port Count: 6; Double Gang; Orientation: Vertical | 2111013-1 |
| Port Count: 8; Double Gang; Orientation: Vertical | 2111014-1 |
| Port Count: 12; Double Gang; Orientation: Vertical | 2111015-1 |
| Extender Kit | 2111201-1 |
| Port Count: 4; Single Gang; Orientation: Horizontal | 2111203-1 |

| Y- -X | Color |
|-------|------------------|
| 0- -1 | Almond |
| 0- -2 | Black |
| 0- -3 | White |
| 0- -4 | Gray |
| 1- -1 | Electrical Ivory |

Surface Boxes

FEATURES

- Back Box for Surface Mounting
- 44.5 mm depth and one piece construction simplifies installation

ORDERING INFORMATION

| Description | Part Number |
|-------------------------|-------------|
| Single Gang; almond | 558251-1 |
| Single Gang; pure white | 558251-3 |




Modular Twisted Pair

Unloaded Hardware - Surface Mount Boxes

Surface Mount Modules and Accessories

FEATURES

- Accept AMP-TWIST modular jacks and all SL Series modular jacks and inserts
- Can accommodate fiber cable and connectors (MT-RJ, LC, simplex SC, and ST) and includes fiber loop management
- Allows access to jacks and inserts while module is mounted
- Cable exits located on rear, bottom and both sides of modules Features cable entry strain relief
- Provided with label and clear label cover, squares of double-sided foam tape, self-tapping screws, and cable ties



| Y- -X | Color |
|-------|------------------|
| 0- -1 | Almond |
| 0- -2 | Black |
| 0- -3 | White |
| 0- -4 | Gray |
| 1- -1 | Electrical Ivory |


ORDERING INFORMATION

| Description | Part Number |
|---|-------------|
| Surface Mount Module; 2-Port; Figure A | Y-1933668-X |
| Surface Mount Module; 4-Port; Figure B | Y-1933671-X |
| Surface Mount Module; 6-Port; Figure C | Y-1933674-X |
| Magnet for Metal Surface Mounting; Figure D | 1933677-1 |

Modular Jack Boxes

FEATURES

- Accepts unshielded Standard 110Connect, any SL Series Jacks and MT-RJ
- Very compact
- Individual outlets are icon-able
- Patented invisible icon holes remain invisible when not used



ORDERING INFORMATION

| Description | Part Number |
|--------------------|-------------|
| 1 Port; almond | 1116697-1 |
| 1 Port; pure white | 1116697-3 |
| 2 Port; almond | 1116698-1 |
| 2 Port; pure white | 1116698-3 |

Modular Twisted Pair

Unloaded Hardware - Surface Mount Boxes

AMP-TWIST SL Jack Office Boxes

FEATURES

- Accepts AMP-TWIST jacks and all SL series jacks
- Compatible with most trunking
- High density
- Individual outlets are icon-able
- Patented invisible icon holes remain invisible when not used



ORDERING INFORMATION

| Description | Part Number |
|---------------------------|-------------|
| 2 Port; Color: almond | 1933287-1 |
| 2 Port; Color: black | 1933287-2 |
| 2 Port; Color: pure white | 1933287-3 |
| 4 Port; Color: almond | 1933288-1 |
| 4 Port; Color: black | 1933288-2 |
| 4 Port; Color: pure white | 1933288-3 |

Surface Mount Boxes

FEATURES

- Dimensions enable it to be used in restricted spaces
- Flammability class: UL94 V0



ORDERING INFORMATION

| Description | Part Number |
|--|---------------|
| Surface Mount, unloaded for KM8, 1port | 7080 2 064-10 |
| Surface Mount, unloaded for KM8, 2port | 7080 2 065-10 |



RJ-45 Dust Cap

FEATURES

- Re-usable rubber dust caps
- Fits in all RJ 45 Jacks
- Available in 7 colors



ORDERING INFORMATION

| Description | Part Number |
|----------------|-------------|
| RJ-45 dust cap | Y-969556-X |

| Y- -X | Color |
|-------|--------|
| 0- -1 | Red |
| 0- -2 | Yellow |
| 0- -3 | Green |
| 0- -4 | Blue |
| 0- -5 | Black |
| 0- -6 | Gray |
| 0- -7 | White |

Modular Twisted Pair

Twisted Pair Tools

AMP-TWIST & SL Series Modular Jack Termination Tool Kit

FEATURES

- Terminates all AMP-TWIST and SL Series Modular Jacks
- Strips cable, marks foil, terminates and cuts 8 conductors at once
- Maintains twisted pair integrity
- Reliable connections every time
- Time and cost saving simplifying lacing process and speeding up the termination
- Lacing fixture assures simple and efficient use (not used for AMP-TWIST Jacks)



ORDERING INFORMATION

| Description | Part Number |
|--|-------------|
| Handheld termination tool kit with lacing fixture | 1725150-1 |
| Handheld termination tool kit without lacing fixture (for AMP-TWIST jacks) | 1725150-3 |
| Lacing fixture - Spare Part | 1673956-1 |

110C Impact Tools

FEATURES

- Industry standard termination tools for SL Modular, 110Connect, AMP CO Ultra and other LSA-PLUS compatible IDC blocks
- Available as impact tool (premium or standard version) or as non-impact tool
- Tools are delivered with blade
- Extended-life blades have a lifetime three times longer than standard blades

ORDERING INFORMATION

| Description | Part Number |
|--|-------------|
| Premium Impact Tool with Extended-Life Blade | 1375308-1 |
| Standard Impact Tool with Standard Blade | 1583608-1 |
| Non-Impact Tool with Standard Blade | 1583236-1 |
| Replacement Blade (Extended-Life) | 1375309-1 |
| Replacement Blade (Standard) | 1375310-1 |



Modular Twisted Pair

Twisted Pair Tools

Cable Preparation Tools

FEATURES

- Easy, safe and fast cable preparation
- Diagonal Cutter for precise cutting of wire
- JackKnack cuts the cable sheath
- LightKnack is designed to provide light anywhere



ORDERING INFORMATION

| Description | Part Number |
|-----------------|-------------|
| Diagonal Cutter | 1116571-1 |
| JackKnack | 2119000-1 |
| LightKnack | 2119700-1 |



Q-Jack Punchdown Pad

FEATURES

- Q-Jack Punchdown Pad helps the termination process
- Q-Jack Punchdown Pad also support RJ45 UTP Modular Jacks

ORDERING INFORMATION

| Description | Part Number |
|-----------------------------------|---------------|
| Q-Jack Punchdown Pad (Pack of 10) | 6537 1 610-00 |



LSA-PLUS Insertion Tool

FEATURES

- For termination of wires with the conductor diameter range 0.35 - 0.9mm and overall diameter range 0.7 - 2.6mm
- Insert and cut wires simultaneously
- Insertion sensor ensures the conductor is fully inserted into the block contacts before allowing any excess wire to be cut off
- An inhibitor lock prevents the scissors from operating, particularly useful in applications in which conductors are daisy-chained through several contacts
- Specially designed wire hook removes terminated conductors
- Blade helps to remove blocks easily from back mount frames



ORDERING INFORMATION

| Description | Part Number |
|-------------------------|---------------|
| LSA-PLUS Insertion Tool | 6417 2 055-01 |

Modular Twisted Pair

Twisted Pair Tools

KM8 Termination Tool

FEATURES

- Tool for swift terminating KM8 style jacks
- Hundreds of KM8 jack terminations from one tool



ORDERING INFORMATION

| Description | Part Number |
|----------------------|---------------|
| KM8 Termination Tool | 6830 1 490-00 |

Multimate termination Tool

FEATURES

- Terminates RJ45 UTP Modular Jack ensuring a significant saving of installation time
- Inserts and crops wire simultaneously in one single handed easy action
- Replacement blade units can be purchased and replaced without the need for special tooling
- Carry pouch with belt loop helps conveniently store and protect the tool and its contents



ORDERING INFORMATION

| Description | Part Number |
|--|---------------|
| Multimate Termination Tool Pack | 6467 1 140-00 |
| Replacement Head, C6A Keystone (White) | 6467 2 142-00 |
| Replacement Blade Unit | 6467 2 149-00 |

14. Home Net-works Residential Cabling

| | |
|--------------------------|-----|
| Enclosures & Panels..... | 270 |
| Modules..... | 271 |
| Connectivity..... | 272 |
| Accessories..... | 274 |

Home Net-Works Residential Cabling

Enclosures & Panels

Home Net-Works Enclosures Surface Mount

FEATURES

- Aesthetic surface mount enclosure
- Solid steel construction with hingeable cover
- Knockout ports for cable entry on top and bottom
- 1" x 1" mounting grid for maximum versatility
- Accommodates multiple 18-Port connectivity panels
- Including grounding bolt




ORDERING INFORMATION

| Description | Color | Part Number |
|--------------------------------|------------------|-------------|
| Home Net-Works Enclosure Small | White (RAL 9003) | 1-1671331-1 |
| Home Net-Works Enclosure Large | White (RAL 9003) | 1-1671331-2 |

Home Net-Works Enclosures Flush Mount

FEATURES

- Aesthetic flush mount enclosure with cover (all AWG 20 steel)
- Multiple double knockouts for cable entry on all surfaces
- Multiple cable tie tabs for cable management
- 1" x 1" mounting grid for maximum versatility
- Recess or surface option
- Dual knockouts for electrical j-box
- Accommodates multiple 18-Port connectivity panels



ORDERING INFORMATION

| Description | Color | Part Number |
|--------------------------|-------|-------------|
| 14" Enclosure with Cover | White | 1933691-1 |
| 28" Enclosure with Cover | White | 1933692-1 |

Connectivity Panels

FEATURES

- Inclined panel accepting up to 3 x 6-port modules
- Available for UTP and STP
- STP version including a PEC and grounding point



ORDERING INFORMATION

| Description | Color | Part Number |
|--------------------|------------------|-------------|
| Angled Bracket STP | Black (RAL 9005) | 1933776-1 |
| Angled Bracket UTP | Black (RAL 9005) | 1933693-1 |

Home Net-Works Residential Cabling

Modules

AMP CO Ultra Quick-Fit Kit

FEATURES

- Fast termination and easy assembly
- Shielded housing with patented automatic shielding clamp
- Kit includes 2 die-cast housings, 2 AMP CO Plus Edge Connectors and frame for labeling. (AMP CO Inserts to be ordered separately)
- Performance up to 2.0 GHz



ORDERING INFORMATION

| Description | Color | Part Number |
|--|-------|-------------|
| AMP CO Ultra Quick-Fit Kit; (RAL 9005) | Black | 2153014-1 |

Standard Telecom Bridge

FEATURES

- 6 Ports - 4 lines per port
- For basic telephone, fax and dial-op modem service
- Bridge for incoming lines to six output ports



ORDERING INFORMATION

| Description | Part Number |
|--|-------------|
| Front-Loadable Standard Telecom Bridge | 1479701-1 |

Unloaded Connectivity Module

FEATURES

- 6 port module, accepts all SL series jacks
- Available for UTP and STP



ORDERING INFORMATION

| Description | Part Number |
|-------------------------|-------------|
| Connectivity Module STP | 2111093-1 |
| Connectivity Module UTP | 2111117-1 |
| Blank module | 1479698-1 |

Home Net-Works Residential Cabling

Connectivity

SL Series Multimedia Inserts


FEATURES

- The inserts offer flexibility and density at the work area outlet
- Can be installed in any faceplate or outlet designed to the SL series jack footprint
- Some couplers may not be available in all colors

| Y- -X | Color |
|-------|--------------|
| 0- -1 | Light Almond |
| 0- -2 | Black |
| 1- -3 | Alpine White |

ORDERING INFORMATION

| Description | Part Number |
|--|-------------|
| ST Coupler; Fiber Type: Multimode | Y-1339123-X |
| ST Coupler; Fiber Type: Singlemode | Y-1479181-X |
| BNC Coupler Insert; Figure B | Y-2111615-X |
| MT-RJ SL Series Housing | Y-1374416-X |
| RCA Coupler, Red Dielectric | Y-1375361-X |
| RCA Coupler, White Dielectric | Y-1375362-X |
| RCA Coupler, Yellow Dielectric | Y-1375363-X |
| RCA Solder Termination, Red Dielectric | Y-1375364-X |
| RCA Solder Termination, White Dielectric | Y-1375365-X |
| RCA Solder Termination, Yellow Dielectric | Y-1375366-X |
| RCA Coupler, Green Dielectric | Y-1933192-X |
| RCA Coupler, Blue Dielectric | Y-1933193-X |
| RCA Coupler, Orange Dielectric | Y-1933194-X |
| RCA to F-Connector; Figure I | Y-1933096-X |
| F-Connector Coupler, 2 GHz; Figure E | Y-1499855-X |
| 3.5 mm Stereo Mini-Headphone, Screw Terminal, Figure F | Y-1933582-X |
| Speaker Post, Black Stripe | Y-1479190-X |
| Speaker Post, Red Stripe; Figure G | Y-1479191-X |
| SC Simplex Coupler; Fiber Type: Multimode or Singlemode | Y-1499836-X |
| LC Coupler; Fiber Type: Singlemode APC; LC Coupler and Housing, Green | 1933286-3 |
| LC Coupler; Fiber Type: Singlemode; LC Coupler and Housing, Blue | 1933286-4 |
| LC Coupler; Fiber Type: XG LO 850 nm 50/125µm; LC Coupler and Housing, Aqua, OM3 & OM4 | 1933286-6 |
| LC Coupler; Fiber Type: 50/125µm; LC Coupler and Housing, Black, OM2 | 1-1933286-1 |
| LC Coupler; Fiber Type: 62.5/125µm; LC Coupler and Housing, Beige, OM1 | 1-1933286-2 |
| USB A-A Coupler; Figure J | Y-1933659-X |
| USB B-A Coupler; Figure K | Y-1933661-X |
| HDMI Coupler Figure H | 2111500-2 |
| Blank Insert Figure A | Y-1116412-X |



Home Net-Works Residential Cabling

Connectivity

SL Series Multimedia Jacks

FEATURES

- For use when distances are less than 130 ft.
- Uses Standard 110 Termination and will accept 26-22 AWG conductors
- RCA Multimedia Jack
 - For audio and visual signals
 - Uses one pair of twisted-pair-cable white,red or yellow dielectrics to match home theater equipment
- S-Video Multimedia Jack
 - For S-Video Y/C (Luminance/Chrominance black and white/Color) signals
 - Uses two pairs of a standard twisted-pair cable



ORDERING INFORMATION

| Description | Part Number |
|--|-------------|
| S-Video | 1375149-2 |
| RCA to 110 Punch Down, Red Dielectric | Y-1479230-X |
| RCA to 110 Punch Down, White Dielectric | Y-1479231-X |
| RCA to 110 Punch Down, Yellow Dielectric | Y-1479232-X |

| Y- -X | Color |
|-------|--------------|
| 0- -1 | Light Almond |
| 1- -3 | Alpine White |

Home Net-Works Residential Cabling

Accessories

Velcro Cable Ties

FEATURES

- Hook and loop ties
- No risk of damaging cables
- Releasable and reusable
- An order quantity of one equals one roll of 10 ties



ORDERING INFORMATION

| Description | Part Number |
|------------------------------|-------------|
| Velcro Tie 1" x 8" (10pcs.) | 1375253-2 |
| Velcro Tie 1" x 12" (10pcs.) | 1375254-2 |

Accessories

FEATURES

- Demarcation bracket: SL Series bracket accepts 2 SL Series jacks for incoming data service demarcation
- Velcro Hold-Down Bracket: Used to secure network electronics such as cable/DSL routers
- Network Shelf: Accommodates network electronics such as DSL modems, routers and switches



ORDERING INFORMATION

| Description | Part Number |
|--------------------------|-------------|
| Dual Demarcation Bracket | 1479441-1 |
| Velcro Hold-Down Bracket | 1479440-1 |
| Network Shelf | 1479437-1 |

15. Commercial and Industrial Ethernet LAN

| | |
|----------------------------------|-----|
| Power-over-Ethernet | 276 |
| LAN Media Converters..... | 277 |
| Industrial Media Converters..... | 279 |
| Industrial Switches | 280 |
| SFP Transceiver..... | 282 |

Commercial and Industrial Ethernet LAN

Power-over-Ethernet

8 Port Modular PoE Gigabit Midspan Unit

FEATURES

- 8 Port PoE Midspan Unit
- 19" rack mountable (with mounting frame)
- Universal 110/220V (50/60Hz) power supply
- Full power on every port (15.4 W)
- Up to 3 devices can be mounted into a 19", 1U mounting frame



ORDERING INFORMATION

| Description | Part Number |
|--|-------------|
| 19", mounting frame 1U for 3 Midspans units | 1591185-0 |
| 8 Port PoE Midspan unit; Power Cord for Europe | 1591188-2 |
| 8 Port PoE Midspan unit; Power Cord for UK/Ireland | 1591188-7 |

Commercial and Industrial Ethernet LAN

LAN Media Converters

Ethernet Media Converter

FEATURES

- 10 Slot 19" Rack Mount Chassis System
- Supports up to 10 Media Converters
- Different Media Converter types can be mixed
- Hot-Swappable Converters
- A second power supply can be fitted
- Exceptionally reliable dual redundant power system can be Hot-Swapped
- Dimensions: 440 x 226 x 133 mm (W x D x H)
- Internal cooling fan
- Includes kit for mounting in 19" racking



ORDERING INFORMATION

| Description | Part Number |
|--|-------------|
| 10 Slot Chassis System with 1 Power Unit; Europe | 1591032-2 |
| 10 Slot Chassis System with 1 Power Unit; UK/Ireland | 1591032-7 |
| Spare/Redundant AC Power Unit for Chassis | 1591034-0 |

10/100 MBit/s Ethernet Media Converter

FEATURES

- 10/100 MBit/s RJ-45 Copper port
- Auto-MDI/MDI-X detection
- 100Base-FX fiber port
- Dimensions: 85 x 120 x 26 mm (W x D x H)



ORDERING INFORMATION

| Description | Part Number |
|---|-------------|
| 10/100M Multimode SC Media Converter; Europe | 1591024-2 |
| 10/100M Multimode SC Media Converter; UK/Ireland | 1591024-7 |
| 10/100M Multimode ST-Style Media Converter; Europe | 1591026-2 |
| 10/100M Multimode ST-Style Media Converter; UK/Ireland | 1591026-7 |
| 10/100M Singlemode - Single Fiber WDM 1550 nm Converter; Europe | 1591029-2 |
| 10/100M Singlemode - Single Fiber WDM 1550 nm Converter;UK/Ireland | 1591029-7 |
| 10/100M Singlemode SC Media Converter; Europe | 1591030-2 |
| 10/100M Singlemode SC Media Converter; UK/Ireland | 1591030-7 |
| 10/100M Singlemode - Single Fiber WDM 1310 nm Converter; Europe | 1591031-2 |
| 10/100M Singlemode - Single Fiber WDM 1310 nm Converter; UK/Ireland | 1591031-7 |

Commercial and Industrial Ethernet LAN

LAN Media Converters

Gigabit Ethernet Media Converter

FEATURES

- 10/100/1000 MBit/s RJ-45 Copper port
- Auto-MDI/MDI-X detection
- 1000Base-SX or 1000Base-LX fiber port
- Dimensions: 85 x 120 x 26 mm (W x D x H)



ORDERING INFORMATION

| Description | Part Number |
|--|-------------|
| 1000Base-SX (multimode) Media Converter; Europe | 1591020-2 |
| 1000Base-SX (multimode) Media Converter; UK/Ireland | 1591020-7 |
| 1000Base-LX (singlemode) Media Converter; Europe | 1591022-2 |
| 1000Base-LX (singlemode) Media Converter; UK/Ireland | 1591022-7 |

Commercial and Industrial Ethernet LAN

Industrial Media Converters

Industrial Copper-to-Fibre Media Converter

FEATURES

- Suitable for plant rooms, factory floor, oil and gas terminal rail and marine and many more harsh environments
- Provides High / low temperature range with rugged construction Compact housing, 140 x 30 x 95 mm
- IP30 protection
- Store-and-Forward Switching Architecture
- RJ-45 port support MDI/MDI-X auto-crossover
- Autonegotiation Speed, Half/Full Duplex
- Signal indicating LEDs
- Built-In Link Lose Forwarding (LLF) & Link Fault Pass-Through (LFP) Technology
- Redundant wide range power input +12 to +48 V DC
- Flexible mounting: DIN-rail and panel mounting
- Operating Temperatures -40°C up to +75 °C



ORDERING INFORMATION

| Description | Part Number |
|--|-------------|
| 10/100 Multimode Ethernet Media converter- TEC-100-MM-XE | 1987152-2 |

Commercial and Industrial Ethernet LAN

Industrial Switches

Fast Ethernet Industrial Switches (Unmanaged)

FEATURES

- Suitable for factories, rail and road side deployment
- Compact housing, 140 x 30 x 95 mm
- IP30 protection
- Relay output
- Store-and-Forward Switching Architecture
- RJ-45 port support MDI/MDI-X
- Broadcast storm protection
- Embedded switch controller
- supports auto negotiation
- Signal indicating LEDs
- Network Cable Redundant wide range power input +12 to +48 V DC
- Flexible mounting: DIN-rail and panel mounting
- Operating Temperatures -40°C up to +75 °C



ORDERING INFORMATION

| Description | Part Number |
|---|-------------|
| 4 Port 10/100 Ethernet Switch with single MM SC Uplink Port - TES-401-MM-XE | 1987033-2 |
| 5 Port 10/100 Ethernet Switch --TES-500-XE | 1987031-2 |
| 8 Port 10/100 Ethernet Switch - TES 800-XE | 1987032-2 |

Gigabit Ethernet Industrial Switches (Unmanaged)

FEATURES

- Suitable for factories, rail and road side deployment
- Compact housing, 140 x 30 x 95 mm
- IP30 protection
- Relay output
- Store-and-Forward Switching Architecture
- RJ-45 port support MDI/MDI-X
- Broadcast storm protection
- Embedded switch controller
- Supports auto negotiation
- Signal indicating LEDs
- Network Cable Redundant wide range power input +12 to +48 V DC
- Flexible mounting: DIN-rail and panel mounting
- Operating Temperatures -40°C up to +75 °C



ORDERING INFORMATION

| Description | Part Number |
|--|-------------|
| 4 Port 10/100/1000 Ethernet Switch with single SFP Uplink Port - TES-4001-SFP-XE | 1987155-2 |
| 8 Port 10/100/1000 Ethernet Switch - TES 8000-XE | 1987154-2 |

Commercial and Industrial Ethernet LAN

Industrial Switches

10/100 Managed Industrial Switches (with Gigabit Uplink)

FEATURES

- Layer 2
- Gigabit Uplink: 2 Ports RJ-45 / SFP fiber
- Combo function (SFP or Gigabit Copper)
- Robust housing, 152 x 72 x 106 mm
- IP30 protection
- Relay output
- Store-and-Forward Switching Architecture
- RJ-45 port support MDI/MDI-X
- Signal indicating LEDs



ORDERING INFORMATION

| Description | Part Number |
|--|-------------|
| 16 Port Unmanaged 10/100 Ethernet With Dual SFP Uplink Combo ports - TES 162M-GU-SFP-COMBO | 1987256-2 |
| 8 Port 10/100 Ethernet Switch with Dual SFP Uplink Combo ports - TES-802M-GU-SFP-CO | 1987257-2 |

SFP (Small Form Factor Pluggable) Transceiver



ORDERING INFORMATION

| Description | Part Number |
|--------------------------------|-------------|
| SFP Transceiver SFP-100-FX-MM | 1987195-1 |
| SFP Transceiver SFP-1000-SX-MM | 3-1987195-3 |
| SFP Transceiver SFP-100-FX-SM | 1591530-1 |
| SFP Transceiver SFP-1000-LX-SM | 1591313-1 |

16. Administration & Labeling

| | |
|----------------------------|-----|
| Icons..... | 284 |
| Printer Labels..... | 285 |
| Quick-Fit Port Labels..... | 286 |

Administration & Labeling

Icons

Icons

FEATURES

- Icons for port identification applicable to various faceplates of 110Connect and AMP CO series
- Different colors and different symbols available



| Y- -X | Color |
|-------|--------|
| 0- -1 | Almond |
| 0- -2 | Red |
| 0- -3 | Green |
| 0- -4 | Blue |
| 0- -5 | Yellow |
| 0- -6 | Black |
| 0- -7 | Orange |
| 0- -8 | White |
| 0- -9 | Violet |
| 1- -0 | Gray |

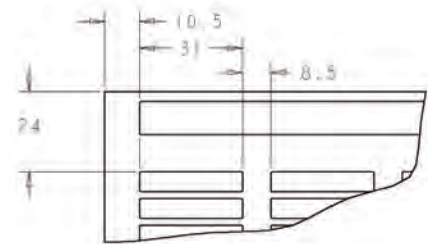
ORDERING INFORMATION

| Description | Part Number |
|---|-------------|
| 16 x data | Y-558198-X |
| 16 x phone | Y-558199-X |
| 16x neutral; available in -1, -6, -8 and 1- -0 | Y-558821-X |
| 4x neutral, 2x Cat. 5E, 2x Cat. 6 and 1x V1, V2, V3, V4, D1, D2, D3, D4 | Y-1375092-X |

Printer Labels for AMP CO Installation Kits

FEATURES

- Self-adhesive A4 sheets with printer labels for AMP CO Installation Kits
- Uses standard MS Excel sheet



ORDERING INFORMATION

| Description | Part Number |
|--|-------------|
| Labels (6 x 32 mm, 170 pcs per sheet); Packaging 10 sheets | 969704-1 |

Administration & Labeling

Printer Labels

Patch Panel Labels

FEATURES

- Labels are designed to fit AMP NETCONNECT and similar patch panels
- Card stock labels are perforated and compatible with inkjet and laser printers
- Self-adhesive polyester labels are pre-cut and compatible with laser printers
- Labels are supplied on 8.5" x 11" (21,6 x 27,9 cm) sheets
- Special 0.25" (6,4 mm) high label is provided for use when icons are also desired
- For use with 110Connect and SL-style panels



ORDERING INFORMATION

| Description | Part Number |
|---|-------------|
| Self-adhesive Polyester; Label Size (w x h): 3.10" x 0.50" (7.9 x 1.3 cm); Labels per Sheet: 36; Standard Package: 5 sheets (180 labels) | 1375352-1 |
| Self-adhesive Polyester (also for use with 110Connect Office Box, 2 Port und 4 Port); Label Size (w x h): 3.30" x 0.25" (8.4 x 0.6 cm); Labels per Sheet: 72; 5 Sheets (360 labels) | 1375353-1 |

Labels for Cable and Cable-Assemblies

FEATURES

- Labels are designed for use on cable and cable assemblies
- Labels are pre-cut and compatible with laser printers



ORDERING INFORMATION

| Description | Part Number |
|--|-------------|
| 4-Pair Cable; Label size (w x h): 0.984" x 1.496" (2.5 x 3.8 cm); Labels per Sheet: 48; Standard Package: 5 sheets (240 labels) | 1479002-1 |
| Self-adhesive Polyester 25-Pair Cable; Label size (w x h): 0.984" x 2.480" (2.5 x 6.3 cm); Labels per Sheet: 24; Standard Package: 5 sheets (120 labels) | 1479003-1 |

Administration & Labeling

Quick-Fit Port Labels

Port ID labels for Quick-Fit modules and cassettes

FEATURES

- Number identification of ports
- MOQ = 100 pcs



ORDERING INFORMATION

| Description | Part number |
|-----------------------------|-------------|
| Port ID label 1...6 | 1933140-1 |
| Port ID label 7...12 | 1933140-2 |
| Port ID label 13...18 | 1933140-3 |
| Port ID label 19...24 | 1933140-4 |
| Port ID label 1/2...11/12 | 1671415-1 |
| Port ID label 13/14...23/24 | 1671415-2 |
| Port ID label 25/26...35/36 | 1671415-3 |
| Port ID label 37/38...47/48 | 1671415-4 |

Index

| | |
|---------------------------|-----|
| Part Number Index..... | 288 |
| Reliable Performance..... | 298 |

Index

Part Number Index

| Part Number | Page | Part Number | Page | Part Number | Page |
|-------------|---------------|-------------|---------------|-------------|----------|
| 1 | | | | | |
| 101016 | 255, 257 | 1375361 | 235, 272 | 1479890 | 111 |
| 106901 | 172 | 1375362 | 235, 272 | 1499101 | 198 |
| 1116412 | 235, 272 | 1375363 | 235, 272 | 1499418 | 223, 233 |
| 1116571 | 267 | 1375364 | 235, 272 | 1499651 | 111 |
| 1116697 | 264 | 1375365 | 235, 272 | 1499659 | 112 |
| 1116698 | 264 | 1375366 | 235, 272 | 1499660 | 111 |
| 1206114 | 149 | 1379156 | 126, 261 | 1499836 | 235, 272 |
| 1206121 | 153 | 1394060 | 107, 236 | 1499855 | 235, 272 |
| 1206134 | 153 | 1394294 | 254 | 1534332 | 169 |
| 1206138 | 149 | 1418730 | 150 | 1553212 | 184 |
| 1206144 | 153 | 1418731 | 150 | 1553761 | 81 |
| 1206145 | 153 | 1418732 | 150 | 1553785 | 194 |
| 1206146 | 153 | 1418733 | 150 | 1557548 | 112 |
| 1206343 | 149 | 1418734 | 150 | 1568757 | 162 |
| 1206480 | 149 | 1418735 | 150 | 1583236 | 266 |
| 1206505 | 149 | 1418770 | 152 | 1583608 | 266 |
| 1206704 | 150 | 1418800 | 153 | 1588175 | 188 |
| 1278017 | 173 | 1435346 | 111 | 1588176 | 188 |
| 1278118 | 184 | 1435657 | 103 | 1588756 | 189 |
| 1278328 | 158 | 1435688 | 103 | 1591020 | 278 |
| 1278346 | 185 | 1435689 | 103 | 1591022 | 278 |
| 1278368 | 157 | 1435725 | 104 | 1591024 | 277 |
| 1278531 | 188 | 1435726 | 104 | 1591026 | 277 |
| 1278567 | 158 | 1435779 | 112 | 1591029 | 277 |
| 1278625 | 188 | 1435791 | 104 | 1591030 | 277 |
| 1278637 | 188 | 1435796 | 104 | 1591031 | 277 |
| 1278755 | 155 | 1435797 | 104 | 1591032 | 277 |
| 1278949 | 186 | 1435818 | 111 | 1591034 | 277 |
| 1339123 | 235, 272 | 1435820 | 111 | 1591185 | 276 |
| 1348960 | 149 | 1435827 | 111 | 1591188 | 276 |
| 1350376 | 170 | 1435927 | 111 | 1591311 | 138 |
| 1350377 | 170 | 1435933 | 111 | 1591313 | 288 |
| 136816 | 222 | 1435937 | 111 | 1591360 | 101 |
| 1374416 | 167, 235, 272 | 1435939 | 111 | 1591363 | 101 |
| 1374463 | 157 | 1435950 | 111 | 1591364 | 101 |
| 1374484 | 191 | 1435952 | 111 | 1591369 | 92 |
| 1374526 | 155 | 1435954 | 107 | 1591530 | 288 |
| 1374598 | 157 | 1435965 | 25 | 1591721 | 128 |
| 1375055 | 213 | 1435971 | 25 | 1644016 | 133 |
| 1375092 | 284 | 1457628 | 190 | 1644042 | 106, 216 |
| 1375149 | 273 | 1457630 | 189 | 1644076 | 232 |
| 1375187 | 213 | 1479002 | 285 | 1644077 | 232 |
| 1375188 | 213 | 1479003 | 285 | 1671000 | 149 |
| 1375189 | 224 | 1479181 | 235, 272 | 1671002 | 149 |
| 1375190 | 224 | 1479190 | 235, 272 | 1671017 | 149 |
| 1375191 | 224 | 1479191 | 235, 272 | 1671054 | 153 |
| 1375192 | 234 | 1479230 | 273 | 1671080 | 43 |
| 1375253 | 17, 274 | 1479231 | 273 | 1671113 | 43 |
| 1375254 | 17, 274 | 1479232 | 273 | 1671116 | 155 |
| 1375308 | 266 | 1479437 | 274 | 1671117 | 156 |
| 1375309 | 266 | 1479440 | 274 | 1671118 | 156 |
| 1375310 | 266 | 1479441 | 274 | 1671121 | 150 |
| 1375352 | 285 | 1479506 | 158 | 1671130 | 150 |
| 1375353 | 285 | 1479698 | 154, 248, 271 | 1671136 | 108 |
| | | 1479701 | 271 | 1671143 | 24 |

Index

Part Number Index

| Part Number | Page | Part Number | Page | Part Number | Page |
|-------------|----------|-------------|----------|-------------|------|
| 1671146 | 158 | 1671579 | 39 | 1711255 | 254 |
| 1671147 | 43 | 1671587 | 40 | 1711275 | 258 |
| 1671149 | 103 | 1671590 | 44, 245 | 1711276 | 261 |
| 1671157 | 245 | 1671594 | 44, 245 | 1711277 | 261 |
| 1671164 | 169, 253 | 1671603 | 45, 46 | 1711282 | 257 |
| 1671168 | 158 | 1671609 | 41 | 1711295 | 212 |
| 1671175 | 29 | 1671610 | 41 | 1711301 | 259 |
| 1671183 | 246 | 1671614 | 40 | 1711302 | 259 |
| 1671187 | 108 | 1671618 | 46 | 1711306 | 261 |
| 1671189 | 45 | 1671633 | 86 | 1711307 | 261 |
| 1671195 | 154 | 1671711 | 42 | 1711314 | 16 |
| 1671196 | 154 | 1671907 | 86 | 1711336 | 128 |
| 1671197 | 154 | 1671925 | 253 | 1711339 | 133 |
| 1671200 | 16, 154 | 1671933 | 41 | 1711342 | 212 |
| 1671201 | 154 | 1671938 | 41 | 1711343 | 212 |
| 1671202 | 154 | 1673956 | 266 | 1711344 | 112 |
| 1671205 | 10 | 1695790 | 171 | 1711348 | 259 |
| 1671206 | 10 | 1711000 | 133 | 1711349 | 261 |
| 1671207 | 10 | 1711001 | 133 | 1711351 | 110 |
| 1671209 | 103 | 1711003 | 198 | 1711399 | 258 |
| 1671226 | 4 | 1711005 | 205 | 1711400 | 258 |
| 1671227 | 4 | 1711006 | 211 | 1711403 | 258 |
| 1671228 | 4 | 1711007 | 211 | 1711404 | 258 |
| 1671229 | 103 | 1711008 | 211 | 1711409 | 127 |
| 1671260 | 148 | 1711027 | 218 | 1711437 | 199 |
| 1671262 | 148 | 1711028 | 232 | 1711441 | 199 |
| 1671263 | 148 | 1711034 | 232 | 1711450 | 132 |
| 1671268 | 148 | 1711035 | 232 | 1711481 | 199 |
| 1671269 | 148 | 1711038 | 232 | 1711485 | 250 |
| 1671271 | 148 | 1711040 | 229 | 1711490 | 250 |
| 1671272 | 148 | 1711043 | 223 | 1711491 | 259 |
| 1671273 | 152 | 1711053 | 211 | 1711494 | 233 |
| 1671274 | 152 | 1711076 | 221 | 1711495 | 233 |
| 1671281 | 181 | 1711077 | 221 | 1711496 | 233 |
| 1671330 | 36 | 1711078 | 221 | 1711500 | 134 |
| 1671331 | 270 | 1711079 | 221 | 1711537 | 250 |
| 1671365 | 148 | 1711082 | 256 | 1711548 | 110 |
| 1671373 | 16 | 1711083 | 256 | 1711563 | 204 |
| 1671405 | 38 | 1711091 | 221 | 1711564 | 204 |
| 1671414 | 122, 248 | 1711093 | 221 | 1711579 | 200 |
| 1671415 | 286 | 1711094 | 221 | 1711580 | 203 |
| 1671436 | 15 | 1711095 | 221 | 1711592 | 207 |
| 1671437 | 15 | 1711096 | 221 | 1711604 | 255 |
| 1671495 | 42 | 1711100 | 132 | 1711605 | 257 |
| 1671508 | 40 | 1711125 | 131 | 1711606 | 255 |
| 1671545 | 38 | 1711135 | 132 | 1711609 | 127 |
| 1671547 | 44 | 1711147 | 106, 216 | 1711613 | 202 |
| 1671548 | 44 | 1711148 | 109 | 1711618 | 202 |
| 1671549 | 45 | 1711160 | 212 | 1711623 | 202 |
| 1671550 | 44 | 1711163 | 205 | 1711624 | 203 |
| 1671551 | 44 | 1711166 | 211 | 1711625 | 256 |
| 1671552 | 45 | 1711168 | 255 | 1711626 | 256 |
| 1671554 | 39 | 1711169 | 255 | 1711632 | 255 |
| 1671555 | 39 | 1711171 | 219 | 1711633 | 255 |
| 1671578 | 39 | 1711195 | 205 | 1711634 | 257 |

Index

Part Number Index

| Part Number | Page | Part Number | Page | Part Number | Page |
|-------------|----------|-------------|----------|-------------|----------|
| 1711637 | 201 | 1711970 | 24 | 1918377 | 178 |
| 1711644 | 257 | 1711987 | 16, 154 | 1918384 | 178 |
| 1711653 | 261 | 1716000 | 143 | 1918385 | 178 |
| 1711655 | 123 | 1716001 | 144 | 1918388 | 178 |
| 1711659 | 203 | 1716029 | 142 | 1918626 | 174 |
| 1711664 | 261 | 1716211 | 147 | 1918627 | 174 |
| 1711666 | 218 | 1716216 | 147 | 1918652 | 191 |
| 1711685 | 109, 246 | 1716217 | 147 | 1918802 | 20, 193 |
| 1711686 | 121 | 1716218 | 147 | 1918803 | 20, 193 |
| 1711691 | 207, 212 | 1716219 | 147 | 1918804 | 193 |
| 1711716 | 207 | 1716220 | 147 | 1918805 | 20, 193 |
| 1711742 | 109 | 1725150 | 266 | 1918806 | 20, 193 |
| 1711749 | 109 | 1754074 | 189 | 1918807 | 193 |
| 1711755 | 110 | 1754137 | 188 | 1918808 | 193 |
| 1711756 | 110 | 1754371 | 174, 178 | 1918809 | 20, 193 |
| 1711757 | 110 | 1754462 | 185 | 1918810 | 193 |
| 1711758 | 26 | 1754603 | 186 | 1918811 | 193 |
| 1711760 | 110 | 1754708 | 188 | 1920743 | 6 |
| 1711774 | 26 | 1754765 | 194 | 1933096 | 235, 272 |
| 1711775 | 259 | 1754766 | 194 | 1933098 | 111 |
| 1711776 | 200 | 1754767 | 194 | 1933140 | 286 |
| 1711777 | 218 | 1754768 | 194 | 1933192 | 235, 272 |
| 1711784 | 134 | 1754845 | 184 | 1933193 | 235, 272 |
| 1711787 | 203 | 1777005 | 111 | 1933194 | 235, 272 |
| 1711789 | 28 | 1777014 | 111 | 1933196 | 108 |
| 1711796 | 128 | 1777019 | 111 | 1933197 | 108 |
| 1711797 | 261 | 1777029 | 25, 105 | 1933286 | 235, 272 |
| 1711801 | 129 | 1777041 | 105 | 1933287 | 265 |
| 1711804 | 129 | 1777042 | 105 | 1933288 | 265 |
| 1711807 | 129 | 1777053 | 105 | 1933327 | 107 |
| 1711815 | 210 | 1777098 | 25 | 1933328 | 107 |
| 1711816 | 210 | 182398- | 181 | 1933329 | 107 |
| 1711817 | 210 | 1828352 | 195 | 1933330 | 107 |
| 1711818 | 210 | 1828353 | 195 | 1933331 | 107 |
| 1711820 | 210 | 1828833 | 194 | 1933332 | 107 |
| 1711825 | 209 | 1828836 | 194 | 1933333 | 107 |
| 1711851 | 209 | 1828837 | 194 | 1933334 | 107 |
| 1711855 | 124 | 1828953 | 175 | 1933352 | 30 |
| 1711856 | 123 | 183553 | 133 | 1933420 | 103 |
| 1711858 | 124 | 183578 | 133 | 1933425 | 112 |
| 1711859 | 124 | 183635 | 131 | 1933582 | 235, 272 |
| 1711860 | 126 | 183636 | 130 | 1933659 | 235, 272 |
| 1711861 | 125 | 183641 | 131 | 1933661 | 235, 272 |
| 1711862 | 125 | 183931 | 168, 261 | 1933668 | 264 |
| 1711864 | 125 | 185705 | 261 | 1933671 | 264 |
| 1711865 | 125 | 1859096 | 259 | 1933674 | 264 |
| 1711866 | 125 | 1859130 | 261 | 1933677 | 264 |
| 1711869 | 124 | 1871696 | 183, 187 | 1933691 | 270 |
| 1711870 | 123 | 1918266 | 178 | 1933692 | 270 |
| 1711875 | 123 | 1918267 | 178 | 1933693 | 270 |
| 1711876 | 124 | 1918372 | 178 | 1933776 | 270 |
| 1711910 | 198 | 1918373 | 178 | 1933899 | 111 |
| 1711913 | 198 | 1918374 | 178 | 1966328 | 5, 11 |
| 1711944 | 25, 105 | 1918375 | 178 | 1985374 | 176 |
| 1711963 | 258 | 1918376 | 178 | 1985766 | 188 |

Index

Part Number Index

| Part Number | Page | Part Number | Page | Part Number | Page |
|-------------|------|-------------|----------|-------------|--------|
| 1985771 | 187 | 2055741 | 159 | 2153022 | 206 |
| 1985805 | 176 | 2064181 | 174 | 2153040 | 105 |
| 1987031 | 280 | 2064184 | 175 | 2153041 | 22 |
| 1987033 | 280 | 2064431 | 188 | 2153046 | 22 |
| 1987152 | 279 | 2064453 | 188 | 2153049 | 105 |
| 1987154 | 280 | 2064499 | 20, 193 | 2153052 | 23 |
| 1987155 | 280 | 2064500 | 20, 193 | 2153074 | 125 |
| 1987195 | 282 | 2064540 | 187 | 2153075 | 125 |
| 1987256 | 281 | 2064603 | 188 | 2153078 | 23 |
| 1987257 | 281 | 2064651 | 192 | 2153091 | 105 |
| 2 | | 2111008 | 263 | 2153112 | 120 |
| 2055108 | 6 | 2111009 | 263 | 2153113 | 120 |
| 2055109 | 6 | 2111010 | 263 | 2153115 | 22 |
| 2055425 | 166 | 2111011 | 263 | 2153117 | 134 |
| 2055438 | 104 | 2111012 | 263 | 2153140 | 34 |
| 2055567 | 17 | 2111013 | 263 | 2153141 | 34 |
| 2055576 | 3 | 2111014 | 263 | 2153142 | 34 |
| 2055577 | 3 | 2111015 | 263 | 2153146 | 33 |
| 2055578 | 3 | 2111093 | 248, 271 | 2153147 | 33 |
| 2055579 | 3 | 2111117 | 248, 271 | 2153148 | 33 |
| 2055580 | 6 | 2111121 | 225 | 2153149 | 33 |
| 2055581 | 6 | 2111122 | 225 | 2153150 | 32 |
| 2055583 | 159 | 2111123 | 214 | 2153151 | 32 |
| 2055584 | 159 | 2111124 | 214 | 2153152 | 32 |
| 2055600 | 6 | 2111201 | 263 | 2153161 | 205 |
| 2055611 | 3 | 2111203 | 263 | 2153173 | 122 |
| 2055612 | 3 | 2111366 | 26 | 2153175 | 102 |
| 2055613 | 159 | 2111367 | 27 | 2153188 | 88 |
| 2055614 | 159 | 2111370 | 28 | 2153190 | 88 |
| 2055623 | 6 | 2111371 | 26 | 2153216 | 249 |
| 2055624 | 6 | 2111440 | 102 | 2160008 | 161 |
| 2055665 | 159 | 2111441 | 102 | 2160012 | 12 |
| 2055666 | 159 | 2111442 | 102 | 2160013 | 12 |
| 2055667 | 159 | 2111443 | 102 | 2160040 | 166 |
| 2055668 | 159 | 2111444 | 102 | 2160041 | 166 |
| 2055670 | 159 | 2111445 | 102 | 2160042 | 166 |
| 2055677 | 159 | 2111446 | 102 | 2160043 | 166 |
| 2055687 | 159 | 2111447 | 102 | 2160046 | 6, 161 |
| 2055688 | 159 | 2111448 | 102 | 2160047 | 6, 163 |
| 2055704 | 6 | 2111481 | 81 | 2160048 | 6, 162 |
| 2055707 | 9 | 2111500 | 235, 272 | 2160052 | 104 |
| 2055708 | 9 | 2111501 | 137 | 2160071 | 9 |
| 2055709 | 9 | 2111505 | 137 | 2160072 | 9 |
| 2055710 | 9 | 2111510 | 137 | 2160073 | 3 |
| 2055711 | 9 | 2111515 | 137 | 2160074 | 3 |
| 2055712 | 9 | 2111521 | 23 | 2160075 | 3 |
| 2055713 | 9 | 2111522 | 23 | 2160076 | 3 |
| 2055714 | 9 | 2111615 | 235, 272 | 2160077 | 9 |
| 2055715 | 3 | 2111664 | 20, 193 | 2160078 | 9 |
| 2055716 | 3 | 2119000 | 267 | 2160106 | 12 |
| 2055725 | 159 | 2119700 | 267 | 2160107 | 12 |
| 2055726 | 159 | 2123273 | 194 | 2160108 | 12 |
| 2055727 | 159 | 2125019 | 171 | 2160109 | 12 |
| 2055728 | 159 | 2153004 | 259 | 2160110 | 12 |
| 2055740 | 159 | 2153014 | 122, 271 | 2160111 | 12 |

Index

Part Number Index

| Part Number | Page | Part Number | Page | Part Number | Page |
|-------------|------|--------------|------|-------------|------|
| 2160112 | 6 | 2160386 | 82 | 4 | |
| 2160113 | 6 | 2160387 | 82 | 406330 | 228 |
| 2160114 | 6 | 2160388 | 82 | 406331 | 228 |
| 2160115 | 6 | 2160389 | 82 | 406372 | 225 |
| 2160116 | 12 | 2160390 | 82 | 492025 | 188 |
| 2160117 | 12 | 2160391 | 82 | 492026 | 188 |
| 2160122 | 12 | 2160392 | 82 | 492109 | 188 |
| 2160123 | 12 | 2160404 | 161 | 492543 | 184 |
| 2160124 | 12 | 2160503 | 82 | 492622 | 188 |
| 2160125 | 12 | 2160506 | 90 | 492623 | 188 |
| 2160126 | 6 | 2160537 | 90 | 492697 | 184 |
| 2160127 | 6 | 2160538 | 90 | 492703 | 187 |
| 2160128 | 12 | 2160547 | 196 | 492782 | 188 |
| 2160129 | 12 | 2160548 | 196 | 492783 | 188 |
| 2160134 | 11 | 2160549 | 196 | | |
| 2160135 | 5 | 2160550 | 196 | 5 | |
| 2160136 | 5 | 2160551 | 196 | 501014 | 188 |
| 2160137 | 11 | 2160552 | 196 | 501197 | 190 |
| 2160138 | 11 | 2160588 | 161 | 501198 | 188 |
| 2160139 | 5 | 2160593 | 118 | 501258 | 185 |
| 2160140 | 5 | 2160594 | 118 | 501381 | 172 |
| 2160141 | 11 | 2160608 | 7 | 501457 | 180 |
| 2160142 | 159 | 2160609 | 7 | 501473 | 191 |
| 2160143 | 159 | 2171014 | 206 | 501523 | 190 |
| 2160144 | 159 | 2193016 | 81 | 501818 | 189 |
| 2160145 | 159 | 2193050 | 81 | 501857 | 189 |
| 2160146 | 6 | 2193051 | 81 | 501858 | 190 |
| 2160147 | 6 | 2193052 | 81 | 502129 | 190 |
| 2160192 | 11 | 219413 | 222 | 502134 | 190 |
| 2160193 | 5 | 219420 | 222 | 502222 | 190 |
| 2160194 | 5 | 219484 | 222 | 502259 | 189 |
| 2160195 | 11 | 219584 | 211 | 502282 | 191 |
| 2160196 | 11 | 219585 | 211 | 502418 | 191 |
| 2160197 | 5 | 2255669 | 159 | 502613 | 180 |
| 2160198 | 5 | 228433 | 191 | 502631 | 189 |
| 2160199 | 11 | 284584 | 130 | 502656 | 189 |
| 2160266 | 7 | | | 502748 | 191 |
| 2160270 | 83 | 3 | | 502750 | 172 |
| 2160300 | 7 | 300001739943 | 247 | 503304 | 189 |
| 2160301 | 84 | 300001739995 | 247 | 503330 | 184 |
| 2160302 | 84 | 300001741753 | 247 | 503337 | 189 |
| 2160304 | 8 | 300001743975 | 208 | 503577 | 182 |
| 2160305 | 8 | 300001743978 | 208 | 503605 | 183 |
| 2160317 | 82 | 336455 | 134 | 503676 | 180 |
| 2160318 | 82 | 336488 | 201 | 503677 | 180 |
| 2160319 | 82 | 336526 | 246 | 503681 | 182 |
| 2160320 | 82 | 336539 | 215 | 503705 | 187 |
| 2160321 | 82 | 336548 | 130 | 503746 | 186 |
| 2160322 | 82 | 336556 | 127 | 503787 | 189 |
| 2160323 | 82 | 336608 | 252 | 503910 | 188 |
| 2160324 | 82 | 336613 | 250 | 503911 | 188 |
| 2160325 | 82 | 336614 | 250 | 503957 | 184 |
| 2160344 | 7 | 336671 | 227 | 504021 | 172 |
| 2160349 | 161 | 336793 | 261 | 504035 | 190 |
| 2160385 | 82 | | | 504064 | 189 |

Index

Part Number Index

| Part Number | Page | Part Number | Page | Part Number | Page |
|-------------|----------|-------------|------|-------------|---------------|
| 504290 | 189 | 57535 | 223 | 599626 | 144 |
| 5233103 | 166 | 57538 | 223 | 599627 | 144 |
| 5233582 | 166 | 57893 | 205 | 599628 | 144 |
| 5349561 | 163 | 58424 | 188 | 599629 | 144 |
| 5349565 | 163 | 58433 | 188 | 599681 | 146 |
| 5349567 | 163 | 5909 1 076- | 241 | 599682 | 146 |
| 5349568 | 166 | 5909 1 078- | 241 | 599683 | 146 |
| 5349569 | 167 | 5909 1 082- | 241 | 599690 | 146 |
| 5349574 | 163 | 5909 1 083- | 241 | 599692 | 146 |
| 5349578 | 163 | 5909 1 084- | 241 | | |
| 5349580 | 163 | 599144 | 142 | 6 | |
| 5349582 | 167 | 599145 | 142 | 6089 1 102- | 237 |
| 5349584 | 166 | 599146 | 142 | 6089 1 810- | 237 |
| 5492123 | 179 | 599148 | 142 | 6092 1 810- | 238 |
| 5492642 | 175 | 599149 | 142 | 6092 1 820- | 238 |
| 5492643 | 175 | 599152 | 143 | 6092 1 840- | 238 |
| 5502580 | 180 | 599153 | 143 | 6206158 | 163 |
| 5502632 | 172 | 599154 | 143 | 6206613 | 164 |
| 5502776 | 171, 172 | 599156 | 143 | 6206615 | 164 |
| 5502780 | 173 | 599157 | 143 | 6206616 | 165 |
| 5503137 | 173 | 599159 | 143 | 6206617 | 164 |
| 5503628 | 180 | 599160 | 143 | 6206619 | 164 |
| 5503692 | 177 | 599161 | 143 | 6206620 | 165 |
| 5503693 | 177 | 599162 | 143 | 6206621 | 164 |
| 5503948 | 179 | 599164 | 143 | 6206623 | 164 |
| 5503971 | 179 | 599165 | 143 | 6206650 | 141 |
| 5504000 | 177 | 599167 | 143 | 6206820 | 165 |
| 5504034 | 177 | 599168 | 145 | 6206821 | 165 |
| 5504600 | 177 | 599169 | 145 | 6278049 | 171 |
| 5504614 | 172 | 599170 | 145 | 6278079 | 175 |
| 5504640 | 171 | 599172 | 145 | 6278082 | 175 |
| 5504646 | 179 | 599173 | 145 | 6348260 | 14, 163 |
| 5504655 | 179 | 599175 | 145 | 6348269 | 165 |
| 5504657 | 179 | 599602 | 142 | 6348271 | 165 |
| 5504663 | 173 | 599603 | 142 | 6348522 | 175, 177, 179 |
| 5504932 | 179 | 599605 | 143 | 6348941 | 167 |
| 555050 | 234 | 599606 | 143 | 6348942 | 167 |
| 555052 | 234 | 599607 | 143 | 6357 1 610- | 267 |
| 555614 | 133 | 599609 | 143 | 6374906 | 173 |
| 555644 | 133 | 599610 | 143 | 6391366 | 167 |
| 558176 | 284 | 599611 | 143 | 6406 1 001- | 243 |
| 558198 | 284 | 599612 | 145 | 6406 1 015- | 243 |
| 558199 | 284 | 599613 | 145 | 6406 2 004- | 243 |
| 558251 | 263 | 599614 | 144 | 6406 2 013- | 243 |
| 558821 | 284 | 599615 | 144 | 6406 3 003- | 243 |
| 559066 | 183 | 599616 | 144 | 6417 2 055- | 267 |
| 559087 | 183 | 599617 | 144 | 6424 3 005- | 239 |
| 559496 | 155 | 599618 | 144 | 6424 3 007- | 239 |
| 559501 | 155 | 599619 | 144 | 6424 3 009- | 239 |
| 559515 | 158 | 599620 | 144 | 6424 3 010- | 239 |
| 559523 | 158 | 599621 | 144 | 6428 2 418- | 244 |
| 559557 | 158 | 599622 | 144 | 6428 2 419- | 244 |
| 559558 | 157 | 599623 | 144 | 6428 2 420- | 244 |
| 559596 | 157 | 599624 | 144 | 6428 2 421- | 244 |
| 559601 | 157 | 599625 | 144 | 6428 2 422- | 244 |

Index

Part Number Index

| Part Number | Page | Part Number | Page | Part Number | Page |
|-------------|---------|-------------|---------|-------------|------|
| 6428 2 423- | 244 | 6536966 | 166 | 6830 2 885- | 210 |
| 6428 2 424- | 244 | 6536967 | 14, 162 | 6830 2 887- | 210 |
| 6428 2 425- | 244 | 6536968 | 164 | 6830 2 8Y1- | 220 |
| 6429 1 076- | 242 | 6536969 | 13, 161 | 6830 2 8Y2- | 220 |
| 6429 1 078- | 242 | 6536974 | 166 | 6830 2 8Y3- | 220 |
| 6436 1 001- | 243 | 6536975 | 166 | 6830 2 8Y4- | 220 |
| 6436 1 013- | 243 | 6538 1 111- | 226 | 6830 2 8Y5- | 220 |
| 6436 2 004- | 243 | 6538 3 111- | 260 | 6830 2 8Y7- | 220 |
| 6436 3 003- | 243 | 6538 4 111- | 258 | 6830 2 911- | 220 |
| 6437 1 001- | 243 | 6540 1 677- | 228 | 6830 2 912- | 220 |
| 6437 1 020- | 243 | 6540 1 678- | 217 | 6830 2 913- | 220 |
| 6437 2 004- | 243 | 6540 1 684- | 217 | 6830 2 914- | 220 |
| 6437 2 010- | 243 | 6540 1 801- | 258 | 6830 2 915- | 220 |
| 6437 3 003- | 243 | 6540 1 802- | 258 | 6830 2 917- | 220 |
| 6457493 | 179 | 6540 1 810- | 259 | | |
| 6457567 | 171 | 6540 1 812- | 258 | | |
| 6467 1 140- | 268 | 6540 1 813- | 259 | 7 | |
| 6467 2 142- | 268 | 6540 1 814- | 259 | 7014 1 601- | 237 |
| 6467 2 149- | 268 | 657054- | 181 | 7014 2 007- | 238 |
| 6527 1 607- | 228 | 6577 2 812- | 239 | 7014 2 040- | 240 |
| 6529 1 022- | 240 | 6588291 | 175 | 7014 2 152- | 237 |
| 6529 1 042- | 240 | 6645 2 827- | 210 | 7014 3 046- | 243 |
| 6529 1 202- | 231 | 6690 1 825- | 262 | 7019 1 014- | 241 |
| 6529 1 203- | 231 | 6690 2 675- | 251 | 7022 1 015- | 227 |
| 6529 1 205- | 231 | 6690 3 725- | 251 | 7022 2 155- | 247 |
| 6529 1 225- | 219 | 6690 3 745- | 262 | 7022 4 001- | 236 |
| 6530 1 017- | 242 | 6693276 | 175 | 7033 1 080- | 151 |
| 6534 1 001- | 238 | 6695121 | 162 | 7033 1 082- | 151 |
| 6536 1 005- | 260 | 6695240 | 195 | 7033 1 084- | 151 |
| 6536 3 044- | 260 | 6695242 | 195 | 7033 1 101- | 151 |
| 6536444 | 165 | 6695244 | 195 | 7033 1 103- | 151 |
| 6536445 | 165 | 6695313 | 165 | 7033 1 180- | 151 |
| 6536446 | 165 | 6695505 | 166 | 7033 1 182- | 151 |
| 6536447 | 165 | 6695506 | 166 | 7033106902 | 170 |
| 6536462 | 164 | 6695507 | 166 | 7033106904 | 170 |
| 6536463 | 164 | 6695508 | 166 | 7033107102 | 170 |
| 6536464 | 14, 163 | 6695509 | 166 | 7033107104 | 170 |
| 6536501 | 13, 161 | 6695510 | 166 | 7034 1 084- | 151 |
| 6536502 | 161 | 6695511 | 166 | 7034 1 103- | 151 |
| 6536503 | 161 | 6695512 | 166 | 7034 1 182- | 151 |
| 6536508 | 14, 162 | 6695657 | 162 | 7063 7 611- | 230 |
| 6536509 | 162 | 6695697 | 162 | 7063 7 612- | 230 |
| 6536510 | 162 | 6753 2 009- | 238 | 7063 7 613- | 230 |
| 6536511 | 164 | 6754482 | 174 | 7063 7 614- | 230 |
| 6536512 | 164 | 6754483 | 174 | 7063 7 617- | 230 |
| 6536513 | 164 | 6830 1 490- | 268 | 7080 2 064- | 265 |
| 6536555 | 166 | 6830 1 800- | 214 | 7080 2 065- | 265 |
| 6536556 | 167 | 6830 1 810- | 212 | | |
| 6536767 | 163 | 6830 1 811- | 207 | 9 | |
| 6536769 | 165 | 6830 1 885- | 208 | 959305 | 232 |
| 6536770 | 165 | 6830 2 402- | 259 | 959306 | 232 |
| 6536803 | 165 | 6830 2 881- | 210 | 959307 | 232 |
| 6536810 | 165 | 6830 2 882- | 210 | 959308 | 232 |
| 6536811 | 165 | 6830 2 883- | 210 | 959309 | 232 |
| 6536880 | 166 | 6830 2 884- | 210 | 959385 | 221 |
| | | | | 964361 | 252 |

Index

Part Number Index

| Part Number | Page | Part Number | Page | Part Number | Page |
|-------------|----------|------------------|--------|--------------------|------------|
| 964719 | 254 | FGS-HNTP-F- | 77 | FGS-MDSP-B/I | 62 |
| 964830 | 252 | FGS-HNTP-H-5/8 | 78 | FGS-MDSP-C | 49 |
| 966223 | 251 | FGS-HNTR- | 76 | FGS-MDSP-EX-A | 54 |
| 966224 | 251 | FGS-HNTR-5/8-A | 76 | FGS-MDSP-EX-B | 62 |
| 966498 | 253 | FGS-HNTR-F- | 77 | FGS-MDSP-F | 65, 67 |
| 966740 | 169, 253 | FGS-HNTS- | 76 | FGS-MDSP-F/I | 67 |
| 966936 | 168, 251 | FGS-HNTS-F- | 77 | FGS-MDSP-F-VS | 65 |
| 969556 | 265 | FGS-HNTS-F-XX-LP | 77 | FGS-MDSP-G | 57 |
| 969614 | 150 | FGS-HNTS-XX-LP | 76 | FGS-MEX1-C- | 49, 75 |
| 969615 | 150 | FGS-HOMX-16MM | 76 | FGS-MEXC-E-A | 74 |
| 969616 | 150 | FGS-HSHC- | 49 | FGS-MEXC-E-A/B/F | 74 |
| 969617 | 150 | FGS-HTUB- | 76 | FGS-MEXC-E-B | 74 |
| 969618 | 150 | FGS-HTUB-F- | 77 | FGS-MEXC-E-F | 74 |
| 969619 | 150 | FGS-HUFB-A | 76 | FGS-MEXP-A/B/F | 75 |
| 969628 | 150 | FGS-ISLAND3-F | 67 | FGS-MEXP-E-A/B/F | 74 |
| 969629 | 150 | FGS-ISLAND-F | 67 | FGS-MEXP-LP-A/B/F | 75 |
| 969630 | 150 | FGS-ISLAND-F-513 | 67 | FGS-MEXP-LP-G | 57 |
| 969631 | 150 | FGS-ISLAND-H/F | 71 | FGS-MFAW-A | 55 |
| 969704 | 134, 284 | FGS-JUNC-G | 58 | FGS-MFAW-B | 63 |
| 969993 | 150 | FGS-KDH2-C | 49 | FGS-MFAW-F | 69 |
| 969994 | 150 | FGS-KT03-A | 54, 62 | FGS-MFAW-H | 72 |
| | | FGS-KT03-A1- | 54, 62 | FGS-MH4A-C | 48 |
| | | FGS-KT03-A4- | 54, 62 | FGS-MH4E-A | 52 |
| | | FGS-KT03-B- | 67 | FGS-MH4E-B | 60 |
| | | FGS-KT03-C- | 49, 75 | FGS-MH4E-F | 65 |
| | | FGS-KT03-G- | 57 | FGS-MH4E-G | 57 |
| | | FGS-KT07-A4- | 54, 62 | FGS-MH4E-H | 70, 72 |
| | | FGS-MCDS-AB | 54, 62 | FGS-MH4E-H-VS | 78 |
| | | FGS-MCDS-EX-AB | 54, 62 | FGS-MH9A-C | 48 |
| | | FGS-MD4A-C | 48 | FGS-MH9A-C-45/2 | 48 |
| | | FGS-MD4E-A | 52 | FGS-MH9E-A | 52 |
| | | FGS-MD4E-B | 60 | FGS-MH9E-B | 60 |
| | | FGS-MD4E-F | 65 | FGS-MH9E-F | 65 |
| | | FGS-MD4E-G | 57 | FGS-MH9E-F-VS | 65 |
| | | FGS-MD4E-H | 70, 72 | FGS-MH9E-G | 57 |
| | | FGS-MD9A-C | 48 | FGS-MHIS-A | 52, 60, 65 |
| | | FGS-MD9E-A | 52 | FGS-MHIS-A/H | 70 |
| | | FGS-MD9E-B | 60 | FGS-MHIS-B | 52, 60, 65 |
| | | FGS-MD9E-F | 65 | FGS-MHIS-B/H | 70 |
| | | FGS-MD9E-G | 57 | FGS-MHIS-F | 52, 60, 65 |
| | | FGS-MDRT-F | 67 | FGS-MHIS-F/H | 70 |
| | | FGS-MDSA-AB | 52, 60 | FGS-MHIS-FIG-A/B/F | 52, 60, 65 |
| | | FGS-MDSA-AC | 48 | FGS-MHRT-A | 52 |
| | | FGS-MDSA-F2B | 65 | FGS-MHRT-B | 60 |
| | | FGS-MDSA-FB | 60, 65 | FGS-MHRT-F | 65 |
| | | FGS-MDSA-FB-L | 65 | FGS-MHRT-F/B | 65 |
| | | FGS-MDSA-FB-R | 65 | FGS-MHRT-F/B-VS | 65 |
| | | FGS-MDSA-GA | 57 | FGS-MHRT-F-VS | 65 |
| | | FGS-MDSA-GB | 57 | FGS-MHRT-G | 57 |
| | | FGS-MDSA-HF | 70, 72 | FGS-MHRT-H | 70, 72 |
| | | FGS-MDSP-2B | 62 | FGS-MHRT-H/F | 70, 72 |
| | | FGS-MDSP-2B-IMP | 62 | FGS-MHRT-H/F-VS | 78 |
| | | FGS-MDSP-A | 54 | FGS-MHTA-C | 48 |
| | | FGS-MDSP-A/I | 54 | FGS-MHXP-A | 52 |
| | | FGS-MDSP-B | 62 | FGS-MHXP-B | 60 |

F

| | |
|------------------|----------------|
| FGS-ASRI- | 54, 62 |
| FGS-DHCP | 55, 58, 63, 68 |
| FGS-DHHC | 55, 63, 68 |
| FGS-FD4E-H | 72 |
| FGS-FDSA-HF | 72 |
| FGS-FH4E-H | 72 |
| FGS-FHRT-H | 72 |
| FGS-FHRT-H/F | 72 |
| FGS-FHXP-F/H | 72 |
| FGS-FHXP-H | 72 |
| FGS-FRH-12/12ADP | 73 |
| FGS-FRH-12/8ADP | 73 |
| FGS-FRH-4/4ADP | 73 |
| FGS-FRH-6/8ADP | 73 |
| FGS-FSFC-H | 72 |
| FGS-HCBL- | 76 |
| FGS-HDLB-3 | 76 |
| FGS-HDSI- | 54, 62, 67 |
| FGS-HETP-F- | 77 |
| FGS-HETP-H-5/8 | 78 |
| FGS-HETR- | 76 |
| FGS-HETR-5/8-A | 76 |
| FGS-HETR-F- | 77 |
| FGS-HLBK | 76 |
| FGS-HMEC-A | 52 |
| FGS-HMEC-B | 60 |
| FGS-HMEC-C | 48 |
| FGS-HMEC-F | 65 |
| FGS-HMEC-G | 57 |
| FGS-HMEC-H | 70 |
| FGS-HNLR-AB | 76 |
| FGS-HNLR-F | 77 |

Index

Part Number Index

| Part Number | Page | Part Number | Page | Part Number | Page |
|-----------------|--------|-------------------|------------|--------------------|------------|
| FGS-MHXP-B/F | 65 | FGS-SDSA-FB | 60, 65 | FGSB-MDSA-FB | 60, 65 |
| FGS-MHXP-B/F-VS | 65 | FGS-SDSP-F | 67 | FGSB-MDSA-GA | 57 |
| FGS-MHXP-C | 48 | FGS-SH4E-A | 52 | FGSB-MDSA-GB | 57 |
| FGS-MHXP-F | 65 | FGS-SH4E-B | 60 | FGSB-MDSA-HF | 70 |
| FGS-MHXP-F/H | 70, 72 | FGS-SH4E-F | 65 | FGSB-MDSP-2B | 62 |
| FGS-MHXP-F/H-VS | 78 | FGS-SH9E-A | 52 | FGSB-MDSP-2B-IMP | 62 |
| FGS-MHXP-F-VS | 65 | FGS-SH9E-B | 60 | FGSB-MDSP-A | 54 |
| FGS-MHXP-G | 57 | FGS-SH9E-F | 65 | FGSB-MDSP-A/I | 54 |
| FGS-MHXP-H | 70, 72 | FGS-SHRT-A | 52 | FGSB-MDSP-B | 62 |
| FGS-MHXP-H-VS | 78 | FGS-SHRT-B | 60 | FGSB-MDSP-B/I | 62 |
| FGS-MJWR-A | 54, 62 | FGS-SHRT-F | 65 | FGSB-MDSP-C | 49 |
| FGS-MJWR-C | 50 | FGS-SHRT-F/B | 65 | FGSB-MDSP-EX-A | 54 |
| FGS-MSDS-C | 49 | FGS-SHXP-A | 52 | FGSB-MDSP-EX-B | 62 |
| FGS-MSHA-C | 50 | FGS-SHXP-B | 60 | FGSB-MDSP-F | 67 |
| FGS-MSHS-A | 55 | FGS-SHXP-B/F | 65 | FGSB-MDSP-F/I | 67 |
| FGS-MSHS-B | 63 | FGS-SHXP-F | 65 | FGSB-MDSP-G | 57 |
| FGS-MSHS-F | 68 | FGS-SU4E-A | 52 | FGSB-MEX1-C- | 49, 75 |
| FGS-MSHS-G | 58 | FGS-SU4E-B | 60 | FGSB-MEXC-E-A | 74 |
| FGS-MSHS-H | 72 | FGS-SU4E-F | 65 | FGSB-MEXC-E-A/B/F | 74 |
| FGS-MSHS-STOR-B | 63 | FGS-SU9E-A | 52 | FGSB-MEXC-E-B | 74 |
| FGS-MSHS-STOR-F | 68 | FGS-VDSA-FB-L | 65 | FGSB-MEXC-E-F | 74 |
| FGS-MSNC-A | 55 | FGS-VDSA-FB-R | 65 | FGSB-MEXP-A/B/F | 75 |
| FGS-MSNC-B/G | 58, 63 | FGSB-ASRI- | 54, 62 | FGSB-MEXP-E-A/B/F | 74 |
| FGS-MSNC-F | 68 | FGSB-DHHC | 55, 63, 68 | FGSB-MEXP-LP-A/B/F | 75 |
| FGS-MSSC-A | 55 | FGSB-HMEC-C | 48 | FGSB-MEXP-LP-G | 57 |
| FGS-MSSC-B/G | 58, 63 | FGSB-ISLAND3-F | 67 | FGSB-MFAW-A | 55 |
| FGS-MSSC-F | 68 | FGSB-ISLAND-F | 67 | FGSB-MFAW-B | 63 |
| FGS-MTRM-2B | 62 | FGSB-ISLAND-F-513 | 67 | FGSB-MFAW-F | 69 |
| FGS-MTRM-2B-IMP | 62 | FGSB-ISLAND-H/F | 71 | FGSB-MFAW-H | 72 |
| FGS-MTRM-A | 54, 62 | FGSB-JUNC-G | 58 | FGSB-MH4A-C | 48 |
| FGS-MTRM-B | 67 | FGSB-KDH2-C | 49 | FGSB-MH4E-A | 52 |
| FGS-MTRM-C | 49, 75 | FGSB-KT03-A | 54, 62 | FGSB-MH4E-B | 60 |
| FGS-MTRM-F | 67 | FGSB-KT03-A1- | 54, 62 | FGSB-MH4E-F | 65 |
| FGS-MTRM-G | 57 | FGSB-KT03-A4- | 54, 62 | FGSB-MH4E-G | 57 |
| FGS-MTRM-H | 71 | FGSB-KT03-B- | 67 | FGSB-MH4E-H | 70 |
| FGS-MU4A-C | 48 | FGSB-KT03-C- | 49, 75 | FGSB-MH9A-C | 48 |
| FGS-MU4E-A | 52 | FGSB-KT03-G- | 57 | FGSB-MH9A-C-45/2 | 48 |
| FGS-MU4E-B | 60 | FGSB-KT07-A4- | 54, 62 | FGSB-MH9E-A | 52 |
| FGS-MU4E-F | 65 | FGSB-MCDS-AB | 54, 62 | FGSB-MH9E-B | 60 |
| FGS-MU4E-G | 57 | FGSB-MCDS-EX-AB | 54, 62 | FGSB-MH9E-F | 65 |
| FGS-MU4E-H | 70 | FGSB-MD4A-C | 48 | FGSB-MH9E-G | 57 |
| FGS-MU9A-C | 48 | FGSB-MD4E-A | 52 | FGSB-MHIS-A | 52, 60, 65 |
| FGS-MU9E-A | 52 | FGSB-MD4E-B | 60 | FGSB-MHIS-A/H | 70 |
| FGS-MU9E-B | 60 | FGSB-MD4E-F | 65 | FGSB-MHIS-B | 52, 60, 65 |
| FGS-MVAR-A | 52, 55 | FGSB-MD4E-G | 57 | FGSB-MHIS-B/H | 70 |
| FGS-MVAR-B | 60, 63 | FGSB-MD4E-H | 70 | FGSB-MHIS-F | 52, 60, 65 |
| FGS-MVAR-F | 65, 68 | FGSB-MD9A-C | 48 | FGSB-MHIS-F/H | 70 |
| FGS-SD4E-A | 52 | FGSB-MD9E-A | 52 | FGSB-MHRT-A | 52 |
| FGS-SD4E-B | 60 | FGSB-MD9E-B | 60 | FGSB-MHRT-B | 60 |
| FGS-SD4E-F | 65 | FGSB-MD9E-F | 65 | FGSB-MHRT-F | 65 |
| FGS-SD9E-A | 52 | FGSB-MD9E-G | 57 | FGSB-MHRT-F/B | 65 |
| FGS-SD9E-B | 60 | FGSB-MDRT-F | 67 | FGSB-MHRT-G | 57 |
| FGS-SD9E-F | 65 | FGSB-MDSA-AB | 52, 60 | FGSB-MHRT-H | 70 |
| FGS-SDSA-AB | 52, 60 | FGSB-MDSA-AC | 48 | FGSB-MHRT-H/F | 70 |
| FGS-SDSA-F2B | 65 | FGSB-MDSA-F2B | 65 | FGSB-MHTA-C | 48 |

Index

Part Number Index

| Part Number | Page | Part Number | Page | Part Number | Page |
|------------------|--------|--------------------|----------|------------------|------|
| FGSB-MHXP-A | 52 | FGSB-SH4E-A | 52 | QCPP-24MC6AU | 97 |
| FGSB-MHXP-B | 60 | FGSB-SH4E-B | 60 | QCPP-48MC6AS | 97 |
| FGSB-MHXP-B/F | 65 | FGSB-SH4E-F | 65 | QCPP-48MC6AU | 97 |
| FGSB-MHXP-C | 48 | FGSB-SH9E-A | 52 | QCPU-MCBM | 94 |
| FGSB-MHXP-F | 65 | FGSB-SH9E-B | 60 | QCPU-MPPM-1 | 98 |
| FGSB-MHXP-F/H | 70 | FGSB-SH9E-F | 65 | QDR- | 19 |
| FGSB-MHXP-G | 57 | FGSB-SHRT-A | 52 | QFB-192FMPOMMHR | 95 |
| FGSB-MHXP-H | 70 | FGSB-SHRT-B | 60 | QFB-192FMPOSMHR | 95 |
| FGSB-MJWR-A | 54, 62 | FGSB-SHRT-F | 65 | QFB-48FDLCMMHR | 95 |
| FGSB-MJWR-C | 50 | FGSB-SHRT-F/B | 65 | QFB-48FDLCMSMHR | 95 |
| FGSB-MSDS-C | 49 | FGSB-SHXP-A | 52 | QFPC-MKKSMZAXXXM | 96 |
| FGSB-MSHA-C | 50 | FGSB-SHXP-B | 60 | QFPC-MKKSMZBXXXM | 96 |
| FGSB-MSHS-A | 55 | FGSB-SHXP-B/F | 65 | QFPC-MPPM3ZAXXXM | 96 |
| FGSB-MSHS-B | 63 | FGSB-SHXP-F | 65 | QFPC-MPPM3ZBXXXM | 96 |
| FGSB-MSHS-F | 68 | FGSB-SU4E-A | 52 | QFPC-MPPM4ZAXXXM | 96 |
| FGSB-MSHS-G | 58 | FGSB-SU4E-B | 60 | QFPC-MPPM4ZBXXXM | 96 |
| FGSB-MSHS-H | 72 | FGSB-SU4E-F | 65 | QUCH- | 19 |
| FGSB-MSHS-STOR-B | 63 | FGSB-SU9E-A | 52 | QUFB-192FMPOMMHR | 19 |
| FGSB-MSHS-STOR-F | 68 | | | QUFB-192FMPOSMHR | 19 |
| FGSB-MSNC-A | 55 | N | | QUFB-48FDLCMM3HR | 19 |
| FGSB-MSNC-B/G | 58, 63 | NTP OD180A2 | 241 | QUFB-48FDLCMSMHR | 19 |
| FGSB-MSNC-F | 68 | | | | |
| FGSB-MSSC-A | 55 | O | | | |
| FGSB-MSSC-B/G | 58, 63 | OLH-MK072J00M0MKBA | 115 | | |
| FGSB-MSSC-F | 68 | OLH-MK072J00M0MKCA | 115 | | |
| FGSB-MTRM-2B | 62 | OLH-MK072J00M0MKEA | 115 | | |
| FGSB-MTRM-2B-IMP | 62 | OLH-MM288J00M0MKBB | 115 | | |
| FGSB-MTRM-A | 54, 62 | OLH-MM288J00M0MKCB | 115 | | |
| FGSB-MTRM-B | 67 | OLH-MM288J00M0MKEB | 115 | | |
| FGSB-MTRM-C | 49, 75 | OLH-MN432J00M0MKBB | 115 | | |
| FGSB-MTRM-F | 67 | OLH-MN432J00M0MKCB | 115 | | |
| FGSB-MTRM-G | 57 | OLH-MN432J00M0MKEB | 115 | | |
| FGSB-MU4A-C | 48 | OLR-SJ12J00D1002A | 116 | | |
| FGSB-MU4E-A | 52 | OLR-SJ12J00D2002A | 116 | | |
| FGSB-MU4E-B | 60 | OLR-SJ12J00D3002A | 116 | | |
| FGSB-MU4E-F | 65 | OLR-SJ24J00D1002A | 116 | | |
| FGSB-MU4E-G | 57 | OLR-SJ24J00D2002A | 116 | | |
| FGSB-MU4E-H | 70 | OLR-SJ24J00D3002A | 116 | | |
| FGSB-MU9A-C | 48 | OLS-MPP10866 | 116, 117 | | |
| FGSB-MU9E-A | 52 | OLS-MPP11666 | 116, 117 | | |
| FGSB-MU9E-B | 60 | OLS-MPP12A66 | 116, 117 | | |
| FGSB-MVAR-A | 52 | OLS-MPP13266 | 116, 117 | | |
| FGSB-MVAR-A | 55, 60 | OSB-SBJ032000000 | 117 | | |
| FGSB-MVAR-B | 63 | OSB-SBJ032A10000 | 117 | | |
| FGSB-MVAR-F | 65, 68 | OSB-SBJ032G10000 | 117 | | |
| FGSB-SD4E-A | 52 | OSB-SBJ232000000 | 117 | | |
| FGSB-SD4E-B | 60 | OSB-SBJ232A10000 | 117 | | |
| FGSB-SD4E-F | 65 | OSB-SBJ232G10000 | 117 | | |
| FGSB-SD9E-A | 52 | | | | |
| FGSB-SD9E-B | 60 | Q | | | |
| FGSB-SD9E-F | 65 | QBCB-HR | 95 | | |
| FGSB-SDSA-AB | 52, 60 | QCH- | 93 | | |
| FGSB-SDSA-F2B | 65 | QCPC-6ARSZB- | 99 | | |
| FGSB-SDSA-FB | 60, 65 | QCPC-6ARUZB- | 99 | | |
| FGSB-SDSP-F | 67 | QCPP-24MC6AS | 97 | | |

XG_A 10 Gb/s Approved

High-speed 10 Gigabit Ethernet over Twisted Pair and Fiber Optic Cabling

The AMP NETCONNECT XG Systems, comprising Cat. 6 Copper and OM3 Fiber products have become firmly established industry-leading portfolios with excellent 10 Gb/s performance.

As transmission and connectivity technologies have progressed, TE has developed products which exploit these technological advantages: our AMP NETCONNECT XG_A Systems include our Cat. 6_A Copper and OM4 Fiber portfolios to become an end-to-end 10 Gb/s infrastructure solutions. They are fully compliant with the latest ISO/IEC 11801 Amendment 2 specifications.

The **XG_A 10 Gb/s approved** seal is an indicator for all products of the XG_A family.



ISO Cat. 6_A

An augmented Category 6 specification

All products in this catalog that feature the **ISO Cat. 6_A** seal are compliant with the global cabling standard ISO/IEC 11801 Amendment 2.

This amendment defines specifications for Cat. 6_A components and Class E_A permanent links. These global Cat. 6_A / Class E_A specifications require a generation of connecting hardware offering far superior performance compared to the existing products which are based on the American TIA standard.

Benefits of this higher standard include more headroom, "mix & match" capability, enabling short links, and removing the requirement for ANEXT testing.



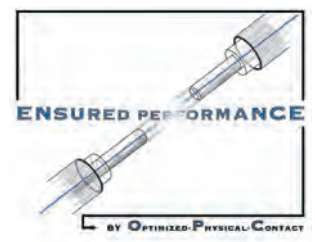
Ensured Performance

Optimized Physical Contact (OPC) enhances your link parameters

Why do you require a controlled ferrule end face? Enhanced services such as Gigabit, 10 Gigabit and soon 40/100 Gigabit Ethernet require a high quality cabling system. Therefore, IEC 608749 specifies the dimensional details of fiber optic connectors in order to ensure interoperability and performance within an ISO 11801 specified application. These dimensional requirements are directly related to the endface characteristics of a polished ferrule, namely its **radius, dome offset** and **fiber position**.

If these ferrule characteristics are optimal, an **Optimized Physical Contact (OPC)** between the two connectors is guaranteed. This will enhance data transmission parameters like **optical performance, Attenuation, Return Loss** and **data link stability**.

Also, the optical **interoperability** between connectors of different suppliers can be ensured by controlled endfaces. As a result of **OPC** a stable physical contact between the endfaces is achieved. This provides a very low Insertion Loss as well as a high Return Loss in order to run high speed applications like 10/40/100 Gigabit Ethernet. All products in this catalog that feature the **Ensured Performance** logo provide **OPC** at all time. AMP NETCONNECT guarantees a controlled endface for all OM3, OM4 and OS2 assemblies and field installable products (MT-RJ and LightCrimp Plus).



Universal Connectivity Platform

Rack efficiency and multiple media deployment

The Universal Connectivity Platform (UCP) is designed to deliver rack efficiency and multiple media deployment. It comprises a versatile range of components that include patch panels, subfloor panel and overhead panel mounts, pre-terminated links and adaptor modules. One common patch panel, either angled or flat, is used to accommodate both copper and fiber, and the units can be installed within or outside the 19-inch envelope. Side mounting brackets maximize usable space along the vertical posts of the rack system, while adaptive mounting brackets can be used strategically above and below the racks.

The UCP accepts pre-terminated copper assemblies, fiber cassettes and MRJ21 high density copper connectivity cassettes, for faster deployment and high reliability. It is also fully compatible with TE Connectivity's AMPTRAC managed connectivity solution.

Products which can be used inside the Universal Connectivity Platform are marked with the **UCP Compatible** seal.



RoHS Ready

Restriction on the Use of Hazardous Substances

TE Connectivity will support your RoHS requirements. We've assessed more than 1.5 million end items/components for RoHS compliance, and issued new part numbers where required in the process of eliminating the restricted materials. All part numbers in this catalog are RoHS compliant. These products comply with European Union Directive 2002/95/EC as amended 1 January 2006 that restricts the use of lead, mercury, cadmium, hexavalent chromium, PBB, and PBDE in certain electrical and electronic products sold into the EU as of 1 July 2006.

NOTE: For purposes of this catalog, included within the definition of RoHS Compliant are:

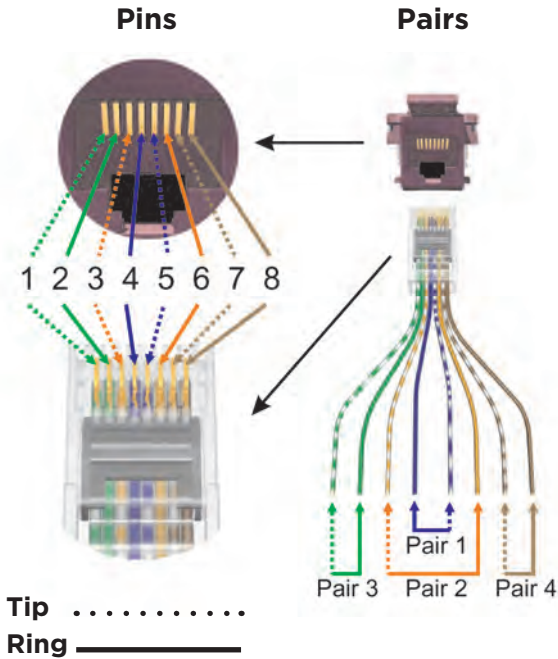
- Products that are clearly "Out of Scope" of the RoHS Directive such as hand tools and other non-electrical accessories.
- Products that contain lead in solderable interfaces (they do not contain any of the other five restricted substances above allowable limits). However, these products are covered by an application-based exception for lead in solders, such as the server, storage, or networking infrastructure exemption of the same directive.

NOTE: Information regarding RoHS compliance is provided based on reasonable inquiry of our suppliers and represents our current actual knowledge based on the information provided by our suppliers. This information is subject to change.

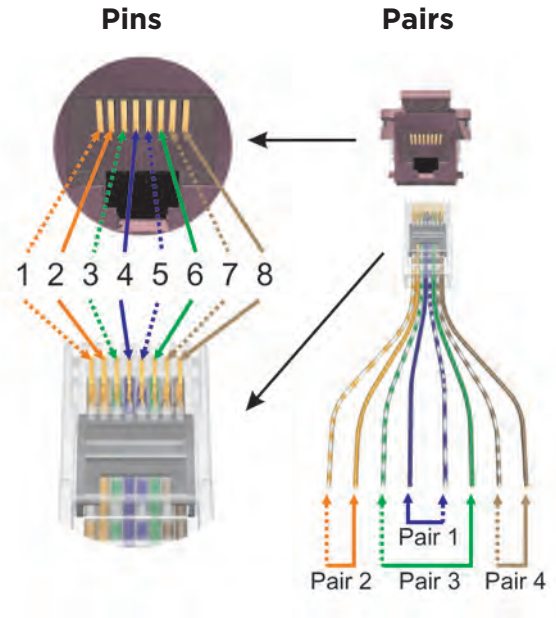


Wiring Diagrams for Modular Plugs and Jacks

T568A Wiring

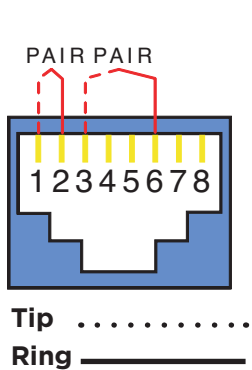


T568B Wiring

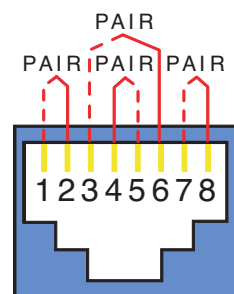


Application Wiring Diagrams for Modular Jacks

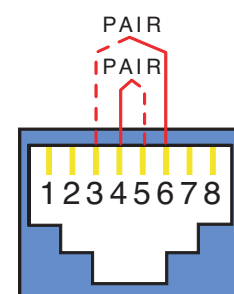
- 10Base-T
- 100Base-TX



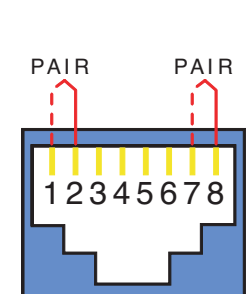
- 1000Base-T
- 10GBase-T



- Token Ring
- ISDN, xDSL



- ATM/TP-PMD
- 1000Base-TX2



Note: All of the applications listed above (as well as most other communications applications) can be implemented on both T568A and T568B jacks.

THE FOUNDATION OF YOUR AGILE DATA CENTER EVERY CONNECTION COUNTS



KRONE

BRANDS OF TE CONNECTIVITY



EVERY CONNECTION COUNTS

te.com/enterprise-eu

TE ENTERPRISE NETWORKS REGIONAL SALES HEADQUARTERS:

North America

Greensboro, NC, USA
Ph: +1-800-553-0938
Fx: +1-717-986-7406

Latin America

Buenos Aires, Argentina
Ph: +54-11-4733-2200
Fx: +54-11-4733-2282

EMEA

Kessel-Lo, Belgium
Ph: +32-16-35-1321
Fx: +32-16-35-2188

SAARC

Bangalore, India
Ph: +91-80-4011-5000
Fx: +91-80-4011-5030

Asia

Hong Kong, China
Ph: +852-2735-1628
Fx: +852-2735-1625

Pacific

Sydney, Australia
Ph: +61-2-8748-9500
Fx: +61-2-9748-8487

TE ENTERPRISE NETWORKS IN EUROPE, MIDDLE EAST AND NORTH AFRICA:

Austria

Vienna
Ph: +43-1-90560-1204
Fx: +43-1-90560-1270

Belarus

Minsk
Ph: +375-17-237-47-94
Fx: +375-17-237-47-94

Belgium

Kessel-Lo
Ph: +32-16-35-2326
Fx: +32-16-35-2353

Bulgaria

Sofia
Ph: +359-2-971-2152
Fx: +359-2-971-2153

Czech Rep. & Slovakia

Brno
Ph: +420-541-162-112
Fx: +420-541-162-223

Denmark

Glostrup
Ph: +45-70-15-52-00
Fx: +45-43-44-14-14

Egypt

Cairo
Ph: +20-2-2419-2334
Fx: +20-2-2417-7647

Finland

Helsinki
Ph: +358-95-12-34-20
Fx: +358-95-12-34-250

France

Cergy-Pontoise
Ph: +33-1-3420-2122
Fx: +33-1-3420-2268

Germany

Darmstadt
Ph: +49-6151-607-1547
Fx: +49-6151-607-1219

Hungary

Budapest
Ph: +36-1-289-1007
Fx: +36-1-289-1010

Italy

Collegno (Torino)
Ph: +39-011-4012-111
Fx: +39-011-4012-268

Kazakhstan

Almaty
Ph: +7-327-244-5875
Fx: +7-327-244-5877

Lithuania

Vilnius
Ph: +370-5-213-1402
Fx: +370-5-213-1403

Netherlands

Den Bosch
Ph: +31-73-6246-246
Fx: +31-73-6246-958

Norway

Nesbru
Ph: +47-99-66-77-50
Fx: +47-66-77-88-98

Poland

Warsaw
Ph: +48-22-4576-700
Fx: +48-22-4576-720

Portugal

Evora
Ph: +351-961-377-331
Fx: +351-211-454-506

Romania

Bucharest
Ph: +40-31-860-2113

Russia

Moscow
Ph: +7-495-790-7902
Fx: +7-495-721-1894

Spain

Montcada (Barcelona)
Ph: +34-93-291-0330
Fx: +34-93-291-0608

Sweden

Upplands Väsby
Ph: +46-8-5072-5000
Fx: +46-8-5072-5001

Switzerland

Steinach
Ph: +41-71-447-0-447
Fx: +41-71-447-0-423

Turkey

Istanbul
Ph: +90-212-339-92-00
Fx: +90-212-339-92-02

U.A.E.

Dubai
Ph: +971-4-3466511
Fx: +971-4-3466513

UK

Tewkesbury, Glos
Ph: +44-1684-857966
Fx: +44-1684-857988

Ukraine

Kiev
Ph: +380-44-206-2265
Fx: +380-44-206-2264

TE ENTERPRISE NETWORKS EMEA Product Catalog

Contact us:

Please contact us at one of the regional offices shown above.

TE Enterprise Networks:
www.te.com/enterprise-eu

TE Connectivity:
www.te.com

TE Connectivity, TE connectivity (logo), Tyco Electronics, and TE (logo) are trademarks of the TE Connectivity Ltd. family of companies and its licensors.

While TE Connectivity has made every reasonable effort to ensure the accuracy of the information in this document, TE Connectivity does not guarantee that it is error-free, nor does TE Connectivity make any other representation, warranty or guarantee that the information is accurate, correct, reliable or current. TE Connectivity reserves the right to make any adjustments to the information contained herein at any time without notice. TE Connectivity expressly disclaims all implied warranties regarding the information contained herein, including, but not limited to, any implied warranties of merchantability or fitness for a particular purpose. The dimensions in this document are for reference purposes only and are subject to change without notice. Specifications are subject to change without notice. Consult TE Connectivity for the latest dimensions and design specifications.

Tyco Electronics Corporation, a TE Connectivity Ltd. Company. All Rights Reserved.

313956AE 08/13 Revision 1 © 2013

