


Personal Systems Products Computer Industry

Input/Output (I/O) Connectors

Subminiature D Connectors HDP-20 for Crimp Snap-In Contacts (AMPLIMITE)



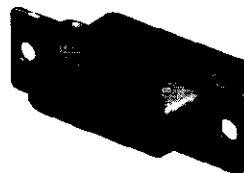
Material:

Shell – Steel, tin or zinc plated
Insert – Thermoplastic, 94V-0, black
Contacts/Ferrules – Purchased separately. See pages 47 and 45 respectively.

Plug



Receptacle



Shell No of Size	Pos.	Mounting Method	Plug Part No.			Receptacle Part Nos.	
			Zinc Plated Shell	Tin Plated Shell Without Grounding Indents	With Grounding Indents	Zinc Plated Shell	Tin Plated Shell
1	9	Standard	205204-1	205204-3	205204-4	205203-1	205203-3
		Clinch Nut	—	745906-1	745906-2	—	745907-1
		Floating Bushing	205434-1	—	—	205439-1	—
2	15	Standard	205206-1	205206-2	205206-3	205205-1	205205-2
		Clinch Nut	—	745908-1	745908-2	—	745909-1 745909-2*
3	25	Standard	205208-1	207464-1	207464-2	205207-1	207463-1
		Clinch Nut	745035-1	745036-3	745036-2	207516-1	207516-3
		Floating Bushing	205436-1	—	—	205441-1	—
4	37	Standard	205210-1	205210-2	205210-3	205209-1	205209-2
		Clinch Nut	—	—	745135-2	—	207661-3
		Floating Bushing	—	—	—	205442-1	—
5	50	Standard	205212-1	205212-2	205212-3	205211-1	205211-2
		Clinch Nut	—	—	747883-2	—	745884-1

* Clinch nut mounting with M-3 threads

Note: Plugs accept size 20 DF pin contacts and receptacles accept size 20 DF socket contacts.


Product Facts:

- Low cost, commercial version of the military approved series
- Crimp, snap-in contacts allow loading of only the number of contacts being used
- Available with shielding hardware and shielding enclosure kits
- Numerous cable clamps and mating hardware options
- Machine applied terminations for highest production rates at a lowest applied cost
- Interchangeable with any size HD-20 subminiature D connector dimensionally complying with MIL-C-24308



Cinch Nut

Shielding Hardware Kits — Plugs



Shielding Hardware Kits — Receptacles



Each Kit Contains:

- Connector
- Inner Shield
- Outer Shield

Material:

Shell – Steel, tin plated
Insert – Thermoplastic, 94V-0, black
Shields – Steel, tin plated
Contacts/Ferrules – Purchased separately. See pages 47 and 45 respectively.

Shell Size	No. of Pos.	Recommended		Mounting Method	Plug Kit Numbers	Receptacle Kit Numbers
		Cable Insulation Dia.	Max Cable Dia. †			
1	9	.165-.455	.350	Standard	747522-1	747523-1
		4.19-11.56	8.89	Clinch Nut	748526-1	748536-1
2	15	.165-.455	.350	Standard	747538-1	747539-1
		4.19-11.56	8.89	Clinch Nut	750636-1	787908-1
3	25	.165-.455	.350	Standard	747554-1	747555-1
		4.16-11.56	8.89	Clinch Nut	—	749763-1
4	37	.338-.562	.450	Standard	747570-1	747571-1
		8.59-14.28	11.43	Clinch Nut	786929-1	—
5	50	.338-.480	.450	Standard	747577-1	747578-1
		8.59-12.19	11.43	Standard	—	—

Notes:

1. Plugs accept Size 20 DF pin contacts, and receptacles accept Size 20 DF socket contacts.
2. Components of the kits are shipped unassembled and bulk-packaged in quantities of 100 pieces.
- † Maximum cable diameter after jacket and braid removed.

Note:

BLUE part numbers indicate 2D geometry and 3D CAD models that are included on CD-ROM.