

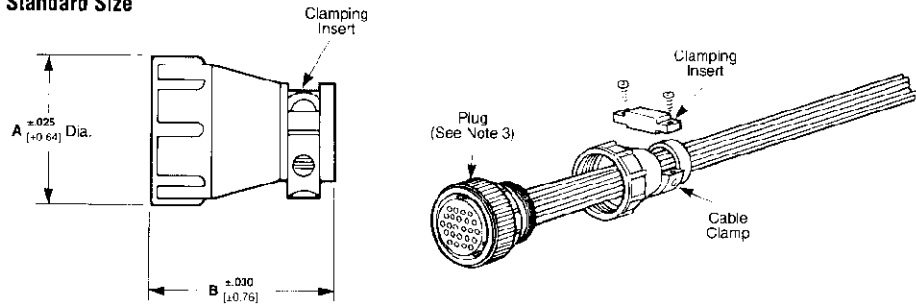
## Circular Plastic Connector Accessories Cable Clamps

Cable clamps provide strain relief and can be used on all series receptacles and plugs.

### Material:

Black thermoplastic heat-stabilized, fire-resistant, self-extinguishing, 94V-1 rated

### Standard Size

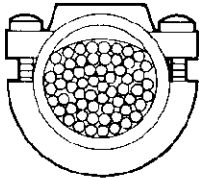


Shell Size	Dimensions		Cable O.D. (Max.)	Thread Size	Part No.	
	A	B			Individually Packaged	Bulk Packaged*
11	.825 20.96	1.250 31.75	.329 8.36	5/8-24 UNEF-2B	206062-3	206062-4** (400)
13	.950 24.13	1.400 35.56	.453 11.51	3/4-20 UNEF-2B	206966-1	206966-2** (200)
17	1.125 28.58	1.400 35.56	.453 11.51	15/16-20 UNEF-2B	206070-1	206070-3** (200)
25	1.600 40.64	1.555 39.5	.703 17.86	1-3/8-18 UNEF-2B	206138-1	206138-2** (100)


\*Numbers in parentheses specify, in multiples, the minimum quantity of parts that can be ordered.

\*\*Packaging includes two screws: shell sizes 11-17; screw length .500 [12.7]; shell size 23, screw length .625 [15.88].

- Notes:**
1. Clamping areas adjustable by inverting or changing clamping inserts. The quantity of inserts supplied with each assembly is as follows: for size 11 cable clamps, one insert; for all other cable clamps, two inserts.
  2. Components for all cable clamps are packaged unassembled. This includes the cable clamp, two screws and the clamping inserts.
  3. Cable clamps can be threaded directly onto plugs or receptacles, or onto back-shell extenders (page 38).
  4. Replacement screws are available in the following sizes: 3/8 in. [9.52]—19024-1, 1/2 in. [12.7]—19024-2, 5/8 in. [15.88]—19024-3, 1 in. [25.4]—19024-4, 3/4 in. [19.05]—19024-5.
  5. Cable clamp inserts not sold separately.

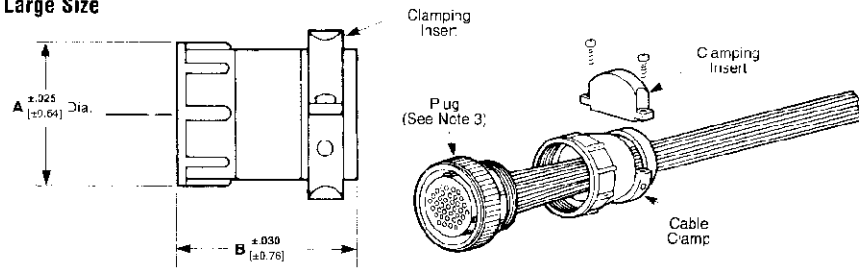


The clamping area can be adjusted by reversing the clamping insert as shown below.



For additional information concerning cable clamps, refer to Instruction Sheet IS 7582

### Large Size



Shell Size	Dimensions		Cable O.D. (Max.)	Thread Size	Part No.	
	A	B			Individually Packaged	Bulk Packaged*
11	.850 21.59	1.450 36.83	.453 11.51	5/8-24 UNEF-2B	206358-1	206358-2** (200)
13	1.131 28.73	1.655 42.04	.703 17.86	3/4-20 UNEF-2B	207008-1	207008-2** (100)
17	1.131 28.73	1.655 42.04	.703 17.86	15/16-20 UNEF-2B	206322-1	206322-2** (100)
23	1.600 40.64	1.655 42.04	1.125 28.58	1-3/8-18 UNEF-2B	206512-1	206512-2** (75)

\*Numbers in parentheses specify, in multiples, the minimum quantity of parts that can be ordered.

\*\*Packaging includes two screws: shell size 11; screw length .500 [12.7]; shell sizes 13-23, screw length .625 [15.88].

- Notes:**
1. Clamping areas adjustable by inverting or changing clamping inserts. The quantity of inserts supplied with each assembly is as follows: for size 23 cable clamps, four inserts; for all other cable clamps, two inserts.
  2. Components for all cable clamps are packaged unassembled. This includes the cable clamp, two screws and the clamping inserts.
  3. Cable clamps can be threaded directly onto plugs or receptacles, or onto back-shell extenders (page 38).
  4. Replacement screws are available in the following sizes: 3/8 in. [9.52]—19024-1, 1/2 in. [12.7]—19024-2, 5/8 in. [15.88]—19024-3, 1 in. [25.4]—19024-4, 3/4 in. [19.05]—19024-5.
  5. Cable clamp inserts not sold separately.