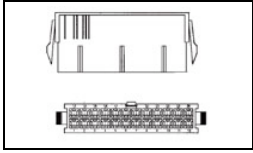


2-1586018-4 Product Details

[Share](#) [Print](#) [Email](#)



2-1586018-4

TE Internal Number: 2-1586018-4

Active

[View 3D PDF](#)

VAL-U-LOK Series Connector System

Always EU RoHS/ELV Compliant (Statement of Compliance)

Product Highlights:

- Wire-to-Panel, Wire-to-Wire, Wire-to-Panel / Wire-to-Wire
- Applies To Wire/Cable
- Connector
- Glow Wire Rating = Standard Part - Not Glow Wire
- Housing

[View all Features](#)

Quick Links

- ▶ [Pricing & Availability](#)
- ▶ [Search for Tooling](#)
- ▶ [View Mating Products \(2\)](#)
- ▶ [Product Feature Selector](#)
- ▶ [Contact Us About This Product](#)

[Add to My Part List](#) [Request Sample](#) [Find Similar Products](#) [Buy Product](#)

Documentation & Additional Information

Product Drawings:

- [PANEL MOUNT PLUG HOUSING, V0, VAL-U-LOK\(TM\)](#) (PDF, English)

Catalog Pages/Data Sheets:

- [SOFT_SHELL_PIN_AND_SOCKET_CONNECTORS_CATALOG](#) (PDF, English)

Product Specifications:

- [VAL-U-LOK Connectors](#) (PDF, English)

Application Specifications:

- None Available

Instruction Sheets:

- None Available

CAD Files: [\(CAD Format & Compression Information\)](#)

- [2D Drawing](#) (DXF, Version A)
- [3D Model](#) (IGES, Version A)
- [3D Model](#) (STEP, Version A)

[List all Documents](#)

Related Products:

- [Tooling](#)
- [Mating Products \(2\)](#)

Product Features (Please use the Product Drawing for all design activity)

Product Type Features:

- Product Type = Connector
- Connector Type = Housing
- Sealed = No
- UL File Number = E28476
- CSA File Number = 208567

Mechanical Attachment:

- Mating Retention Type = Latching

Electrical Characteristics:

- Contact Current Rating, Max. (A) = 9
- Operating Voltage Reference = AC
- Operating Voltage (VAC) = 600

Termination Features:

- Termination Method to Wire/Cable = Crimp

Dimensions:

- Length (X-Axis) (mm [in]) = 51.60 [2.031]
- Width (Z-Axis) (mm [in]) = 23.90 [0.940]
- Profile Height (Y-Axis) (mm [in]) = 9.60 [0.378]

Body Features:

- Mating Retention = With
- Selectively Loaded = No

Contact Features:

- Contact Type = Pin
- Contact Design = Formed Pin

Housing Features:

- Connector Style = Plug
- Centerline (mm [in]) = 4.20 [0.165]
- Mating Alignment = With
- Mating Alignment Type = Keyed
- Housing Color = Natural
- UL Flammability Rating = UL 94V-0

Configuration Features:

- Number of Positions = 24
- Number of Rows = 2

Industry Standards:

- [RoHS/ELV Compliance](#) = RoHS compliant, ELV compliant
- [Lead Free Solder Processes](#) = Not relevant for lead free process
- RoHS/ELV Compliance History = Always was RoHS compliant
- Agency/Standard = CSA, UL
- UL Rating = Recognized

Identification Marking:

- Circuit Identification Feature = With

Environmental:

- Operating Temperature (°C [°F]) = -40 - +105 [-40 - +221]

Conditions for Usage:

- Applies To = Wire/Cable
- Glow Wire Rating = Standard Part - Not Glow Wire

Operation/Application:

- Application Use = Wire-to-Panel, Wire-to-Wire, Wire-to-Panel / Wire-to-Wire
- Contact Transmits (Typical Application) = Signal (Data)
- Pick and Place Cover = Without

Packaging Features:

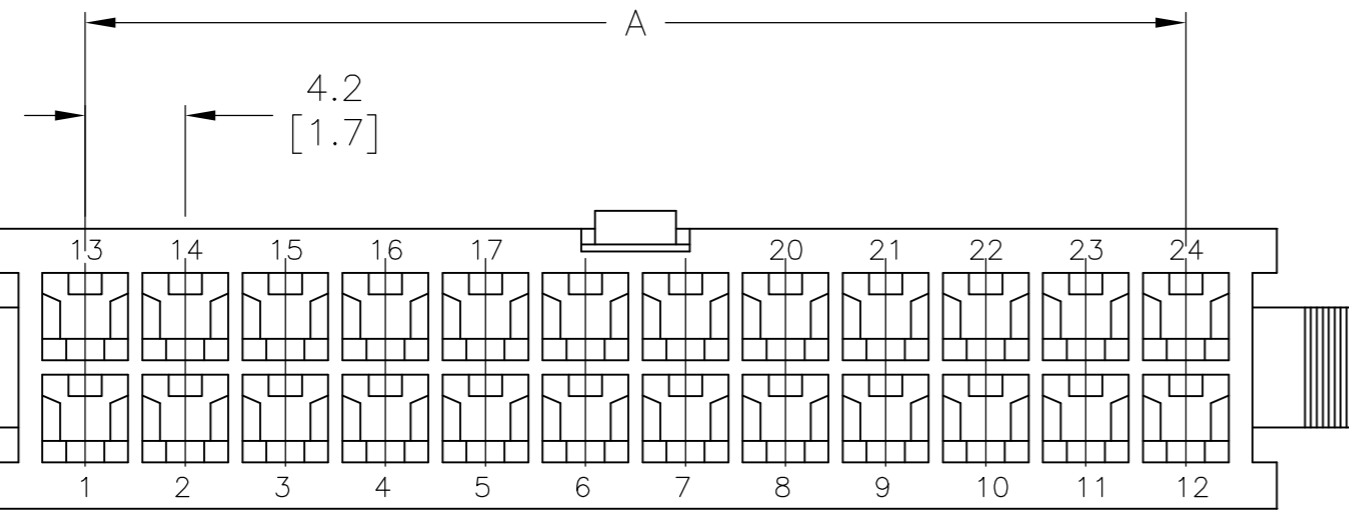
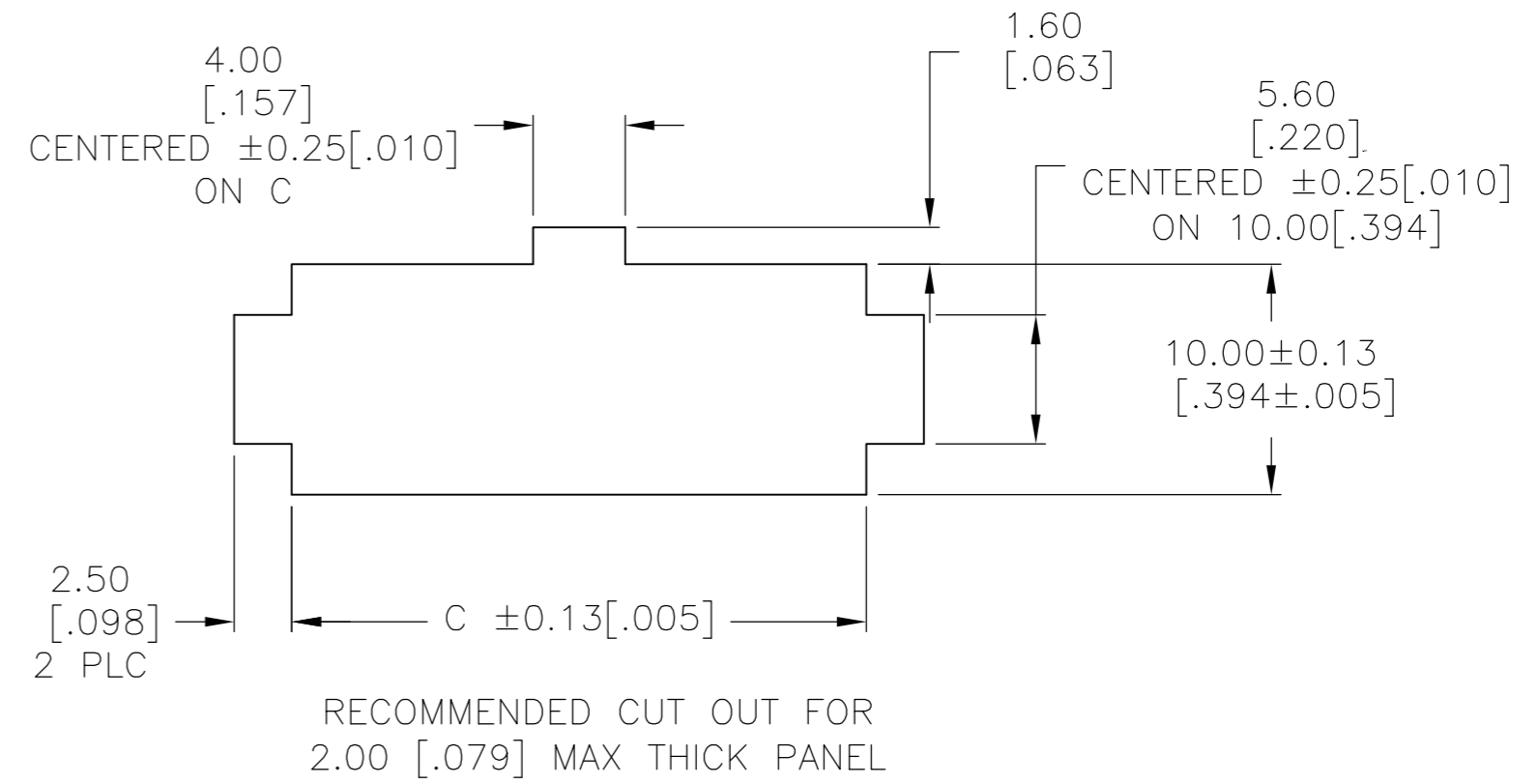
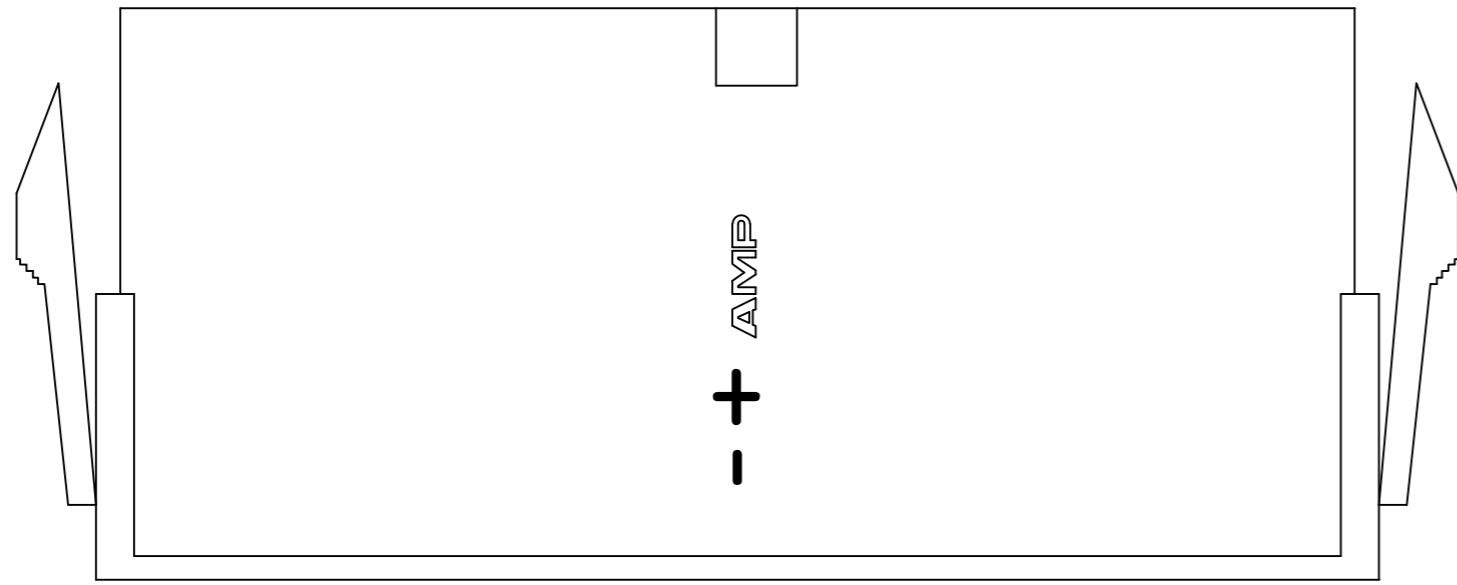
- Packaging Method = Bag

Other:

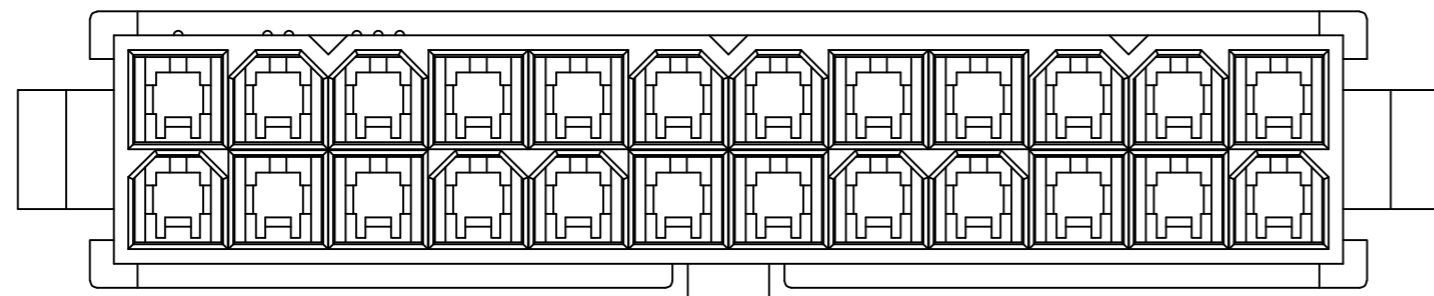

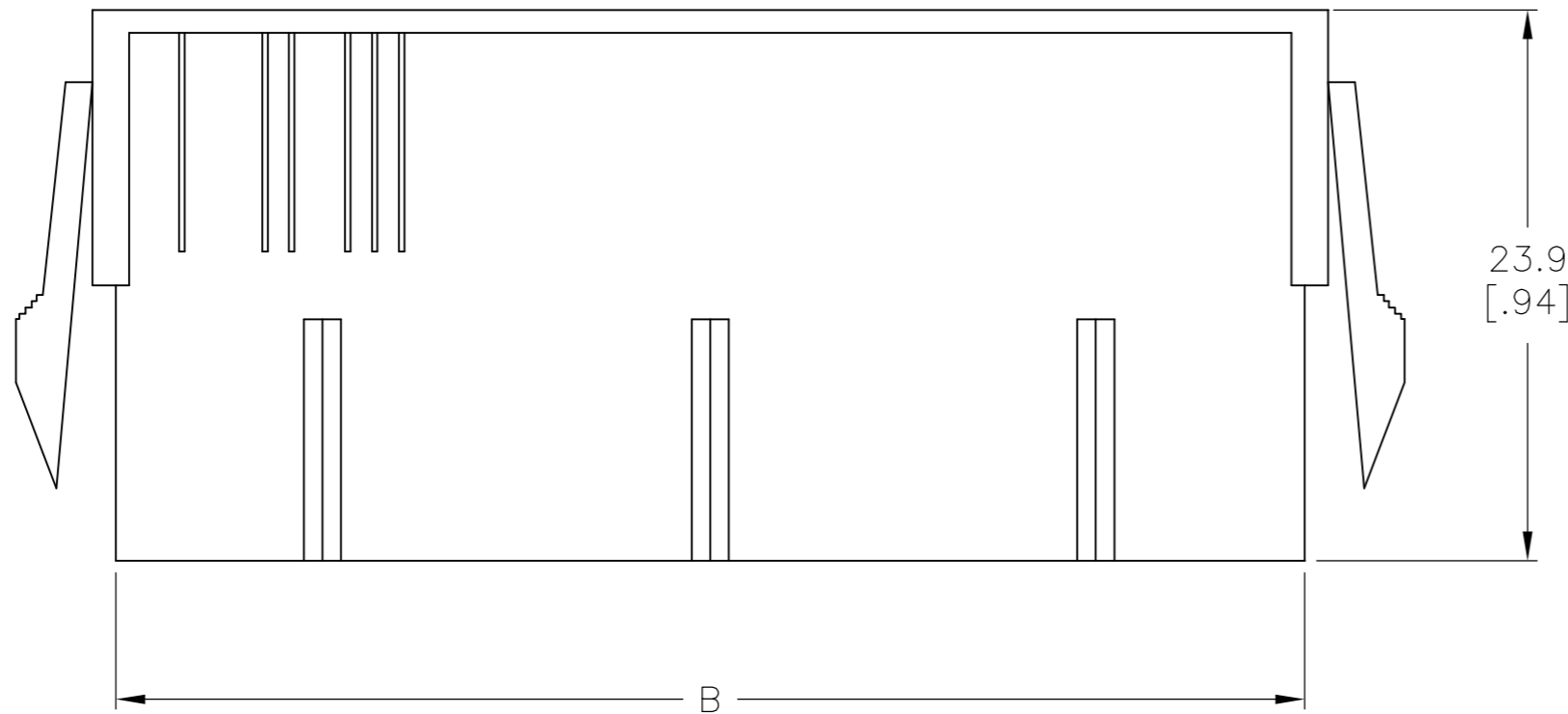
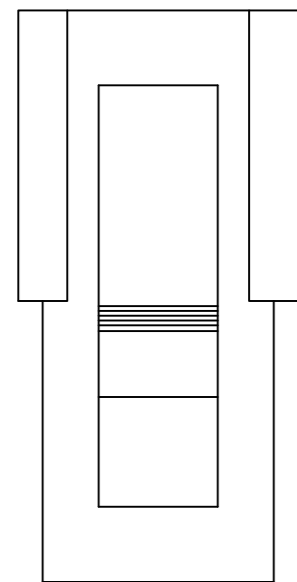
- Brand = AMP

THIS DRAWING IS UNPUBLISHED. RELEASED FOR PUBLICATION
 © COPYRIGHT - By - ALL RIGHTS RESERVED.

LOC		DIST		REVISIONS			
P	LTR	DESCRIPTION		DATE	DWN	APVD	
CM	00	B1	REVISED PER ECO-11-004820	11MAR11	RK	HMR	



- 1 NYLON, UL94V-0.
- 2 PANEL MUST BE PUNCHED SO THAT THE HOUSING ENTERS THE PANEL IN THE SAME DIRECTION AS THE PUNCH.



52.00[2.047]	51.60[2.031]	46.2[1.82]	24	2-1586018-4
47.80[1.882]	47.40[1.866]	42.0[1.65]	22	2-1586018-2
43.60[1.717]	43.20[1.701]	37.8[1.49]	20	2-1586018-0
39.40[1.551]	39.00[1.535]	33.6[1.32]	18	1-1586018-8
35.20[1.386]	34.80[1.370]	29.4[1.16]	16	1-1586018-6
31.00[1.220]	30.60[1.205]	25.2[.99]	14	1-1586018-4
26.80[1.055]	26.40[1.039]	21.0[.83]	12	1-1586018-2
22.60[.889]	22.20[.874]	16.8[.66]	10	1-1586018-0
18.40[.724]	18.00[.709]	12.6[.50]	8	1586018-8
14.20[.559]	13.80[.543]	8.4[.33]	6	1586018-6
10.00[.394]	9.60[.378]	4.2[.17]	4	1586018-4
5.80[.223]	5.40[.213]	--	2	1586018-2
DIM C	DIM B	DIM A	POS	PART NUMBER

THIS DRAWING IS A CONTROLLED DOCUMENT.

DIMENSIONS: mm [INCHES]

TOLERANCES UNLESS OTHERWISE SPECIFIED:

0 PLC	± -
1 PLC	± 0.4 [.02]
2 PLC	± 0.25 [.010]
3 PLC	± 0.150 [.0059]
4 PLC	± -
ANGLES	± -
FINISH	± -

MATERIAL 1

TE Connectivity

PANEL MOUNT PLUG HOUSING, VO, VAL-U-LOK(TM)

SIZE A2 CAGE CODE 00779 DRAWING NO C=1586018 RESTRICTED TO -

CUSTOMER DRAWING SCALE SHEET 1 OF 1 REV B1