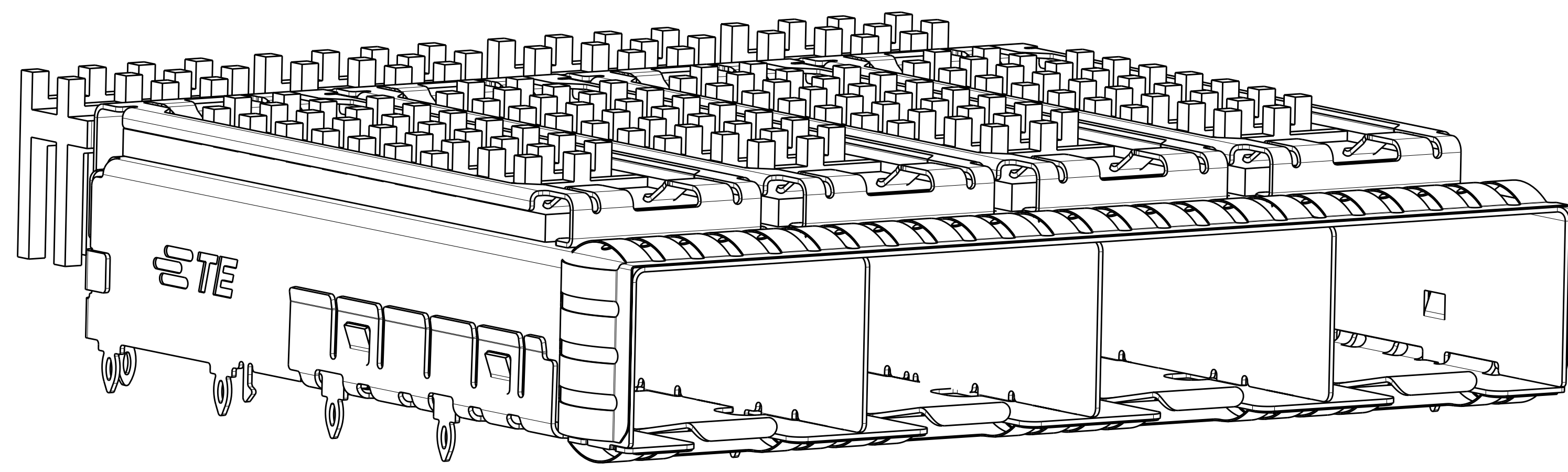
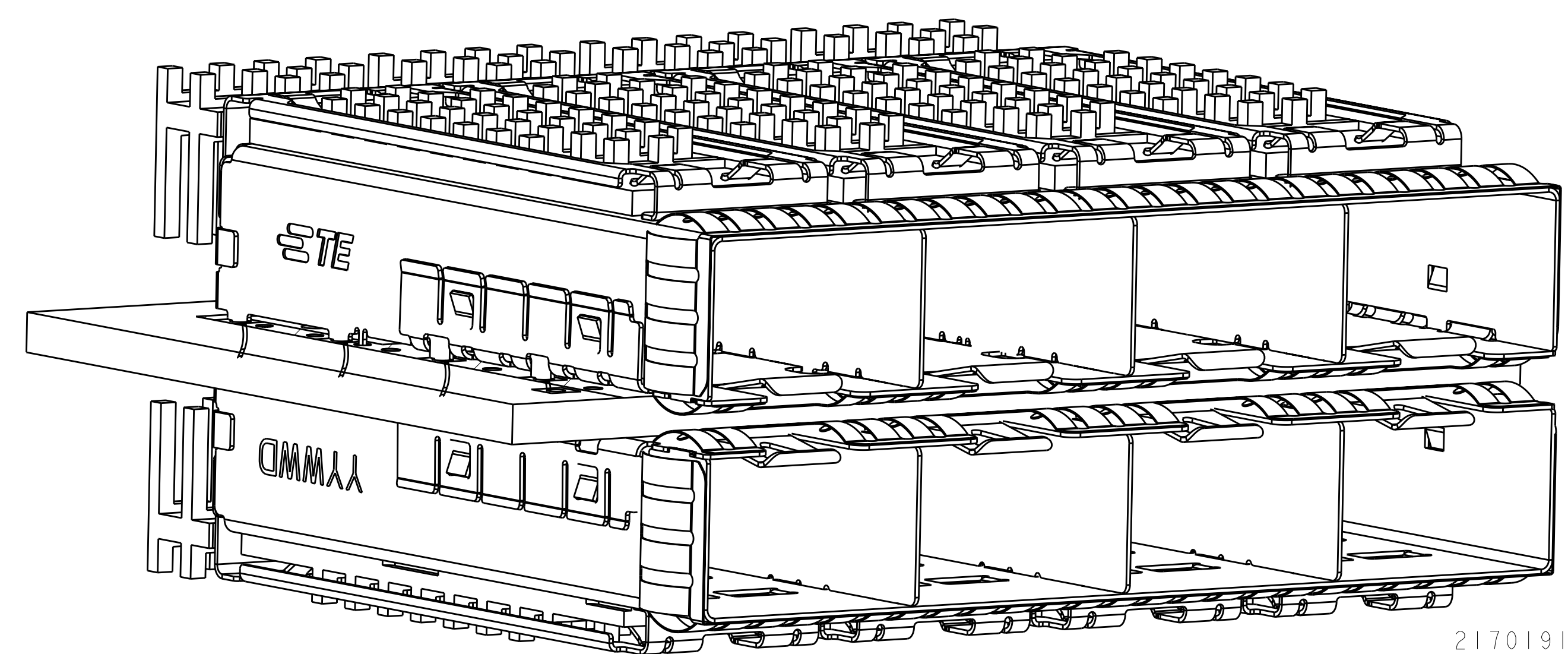
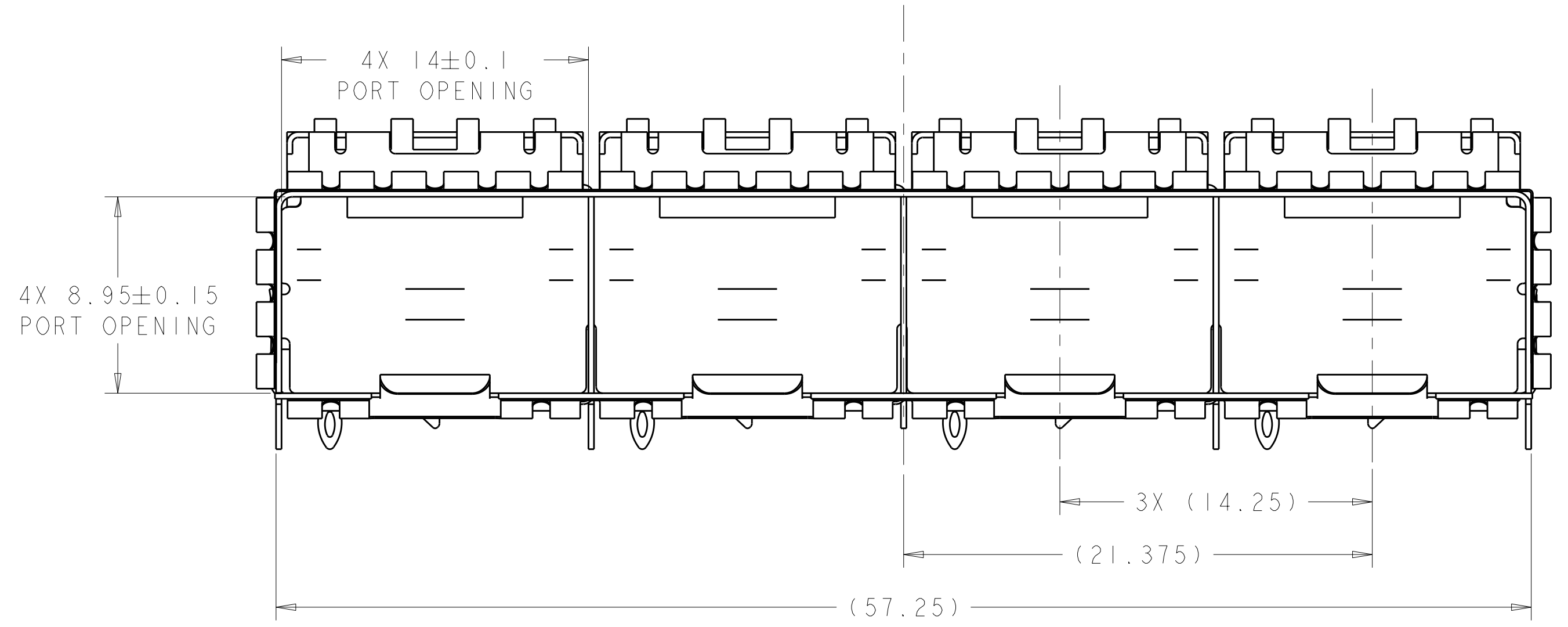
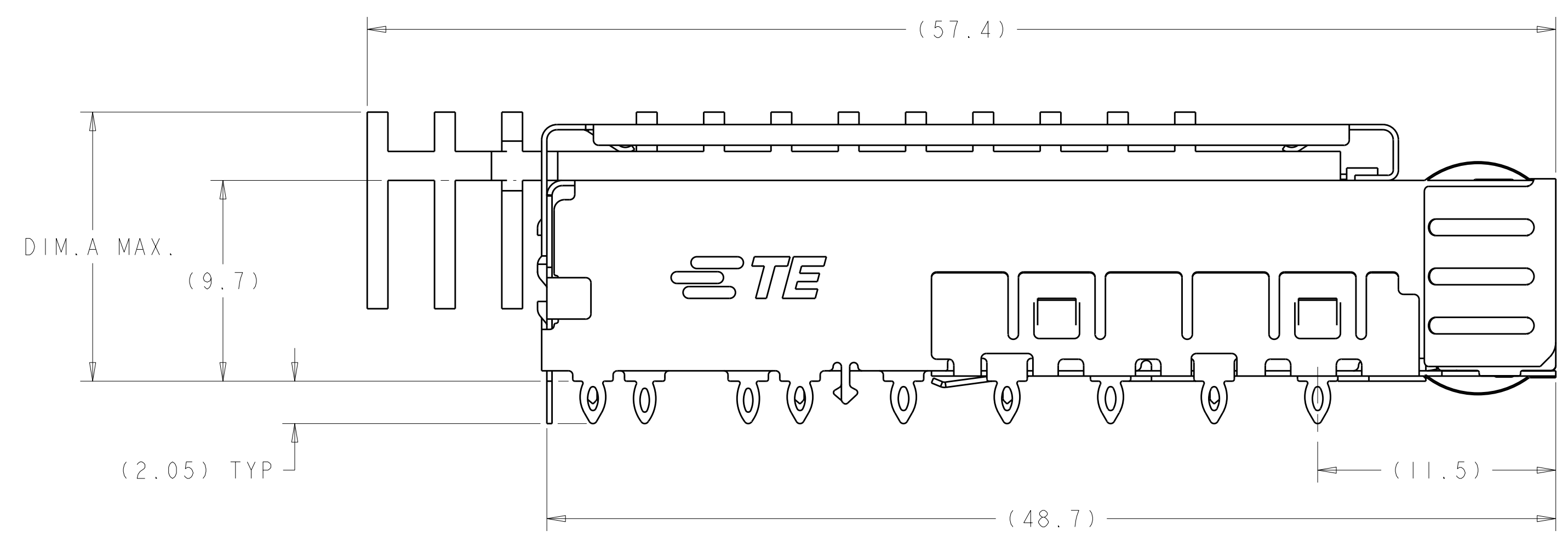


LOC	DIST	REVISIONS			
GP	00	REV	DATE	BY	APPD
		1	23NOV2011	TX	AC
		2	21DEC2011	TX	AC

- 1 MATERIAL:
 CAGE ASSEMBLY: 0.25mm THICK NICKEL SILVER ALLOY
 HEATSINK CLIP: STAINLESS STEEL
 HEATSINK: ALUMINUM
- 2 FINISH:
 SPRINGS: MINIMUM OF 0.8um TIN PLATE OVER A MINIMUM OF 0.8um NICKEL UNDERPLATE.
 NON-PLATED EDGES PERMISSIBLE.
 HEATSINK: ELECTROLESS NICKEL
 HEATSINK CLIP: PASSIVATE
- 3 PADS AND VIAS CHASSIS GROUND.
- 4 DATUM AND BASIC DIMENSION ESTABLISHED BY CUSTOMER.
- 5. MATES WITH SFP MSA COMPLIANT TRANSCEIVERS.
- 6. INTERPRETATION OF DATUM REFERENCE FRAME IN ACCORDANCE WITH SECT 4.4.1.1 OF ASME Y14.5M-1994.
- 7 REFERENCE APPLICATION SPEC. 114-13120, HOLE A, FOR RECOMMENDED DRILL HOLE DIAMETER AND PLATING THICKNESS.
- 8 REFERENCE APPLICATION SPEC. 114-13120, HOLE B, FOR RECOMMENDED DRILL HOLE DIAMETER AND PLATING THICKNESS.
- 9 HOLE PATTERN REPEATS FOR EACH PORT. SPACING BETWEEN PORTS IS 14.25mm.
- 10 MINIMUM PC BOARD THICKNESS:
 SINGLE SIDED = 1.50
 DOUBLE SIDED = 2.25
- 11. CERTAIN MATING TRANSCEIVERS MAY REQUIRE ADDITIONAL PCB THICKNESS THAT WOULD BE DETERMINED BY THE CUSTOMER.
- 12. PRODUCT COMPLIES WITH SPECIFICATION SFF-8433 IMPROVED PLUGGABLE FORM FACTOR FOR SFP+ GANGED CAGES.
- 13 DIMENSION APPLIES PRIOR TO INSERTION OF SFP MODULE



2170191-1
FINISHED ASSEMBLY



2170191-1
MOUNTED BELLY TO BELLY ON PCB
SCALE 4:1

20.2	HEAT SINK W/ THE FIRST ROW PIN	2170191-2
13	HEAT SINK W/O THE FIRST ROW PIN	2170191-1
A MAX	DESCRIPTION	PART NUMBER

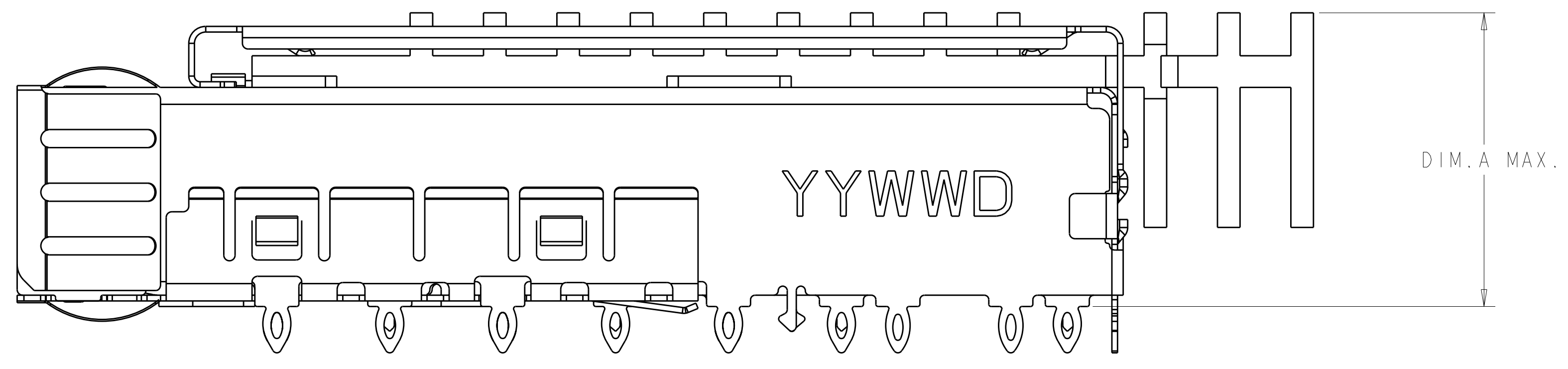
THIS PRINT IS
PRELIMINARY
 UNQUALIFIED PRODUCT
 CONTACT PRODUCT ENGINEERING
 BEFORE USING THIS PRINT

THIS DRAWING IS A CONTROLLED DOCUMENT.

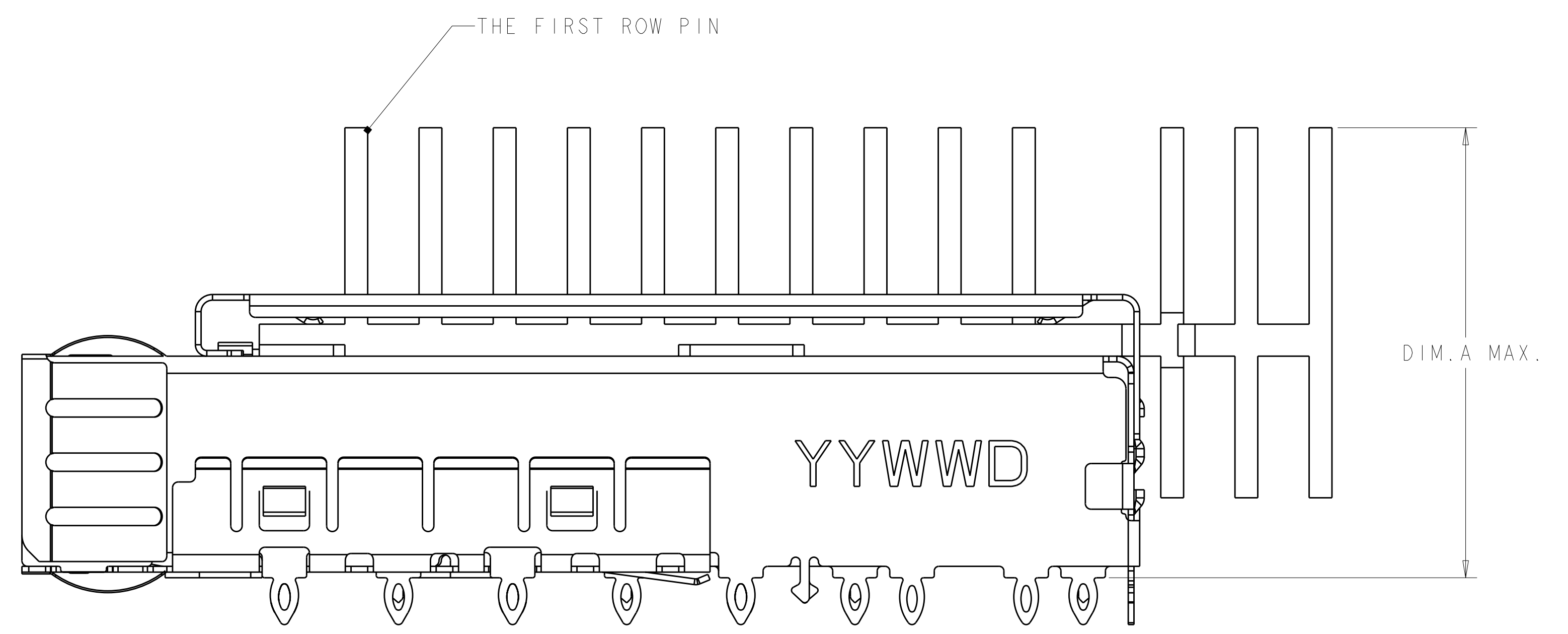
DIMENSIONS:	TOLERANCES UNLESS OTHERWISE SPECIFIED:	DATE: 23NOV2011	DRN: TIM WHE
mm	9 PLC ±0.1	CHK: ALBY CAI	APPD: ALBY CAI
	1 PLC ±0.1	NAME: SFP+ ENHANCED 1X4 CAGE ASSEMBLY	PRODUCT SPEC: 108-2364
	3 PLC ±0.1	APPLICATION SPEC: 114-13120	SIZE: CAGE CODE DRAWING NO: A100779C=2170191
	4 PLC ±0.1	WEIGHT: -	RESTRICTED TO: -
	ANGLES ±0.1	CUSTOMER DRAWING	SCALE: 5:1 SHEET 1 OF 5 REV 2
	FINISH ±1.0		



LOC	DIST	REVISIONS			
GP	00	REV	DATE	BY	APPD
-	-	SEE SHEET 1	-	-	-



2170191-1 AS SHOWN
 HEAT SINK W/O THE FIRST ROW PIN

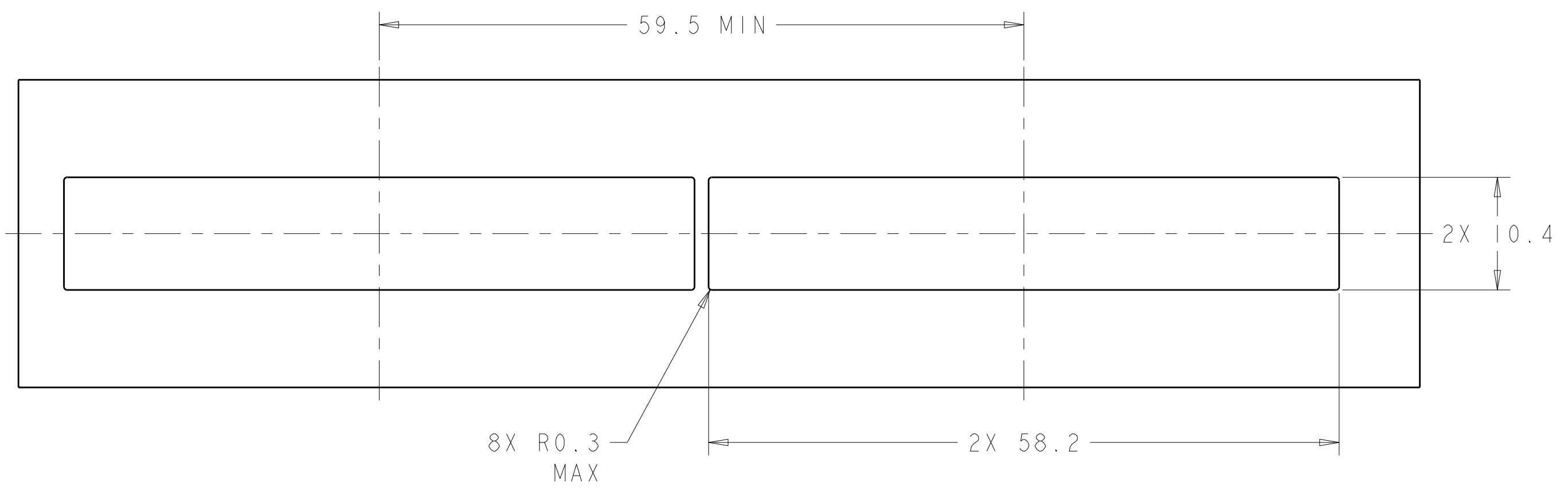


2170191-2 AS SHOWN


THIS DRAWING IS A CONTROLLED DOCUMENT.		DWN: TIM_XUE 23NOV2011 CHK: ALEX_CAI 23NOV2011 APVD: ALEX_CAI 23NOV2011	TE Connectivity
DIMENSIONS: mm	TOLERANCES UNLESS OTHERWISE SPECIFIED: 9 PLC ±0.1 1 PLC ±0.1 2 PLC ±0.1 3 PLC ±0.1 4 PLC ±0.1 ANGLES ±1°	NAME: SFP+ ENHANCED 1X4 CAGE ASSEMBLY PRESS FIT, EXTERNAL EMI SPRINGS WITH HEATSINK PRODUCT SPEC: 108-2364 APPLICATION SPEC: 114-13120	
MATERIAL: FINISH	WEIGHT: - CUSTOMER DRAWING	SIZE: A100779 CAGE CODE: C=2170191 DRAWING NO: -	RESTRICTED TO: - SCALE: 5:1 SHEET: 2 OF 5 REV: 2

LOC	DIST	REV	DATE	BY	APPD
GP	00				

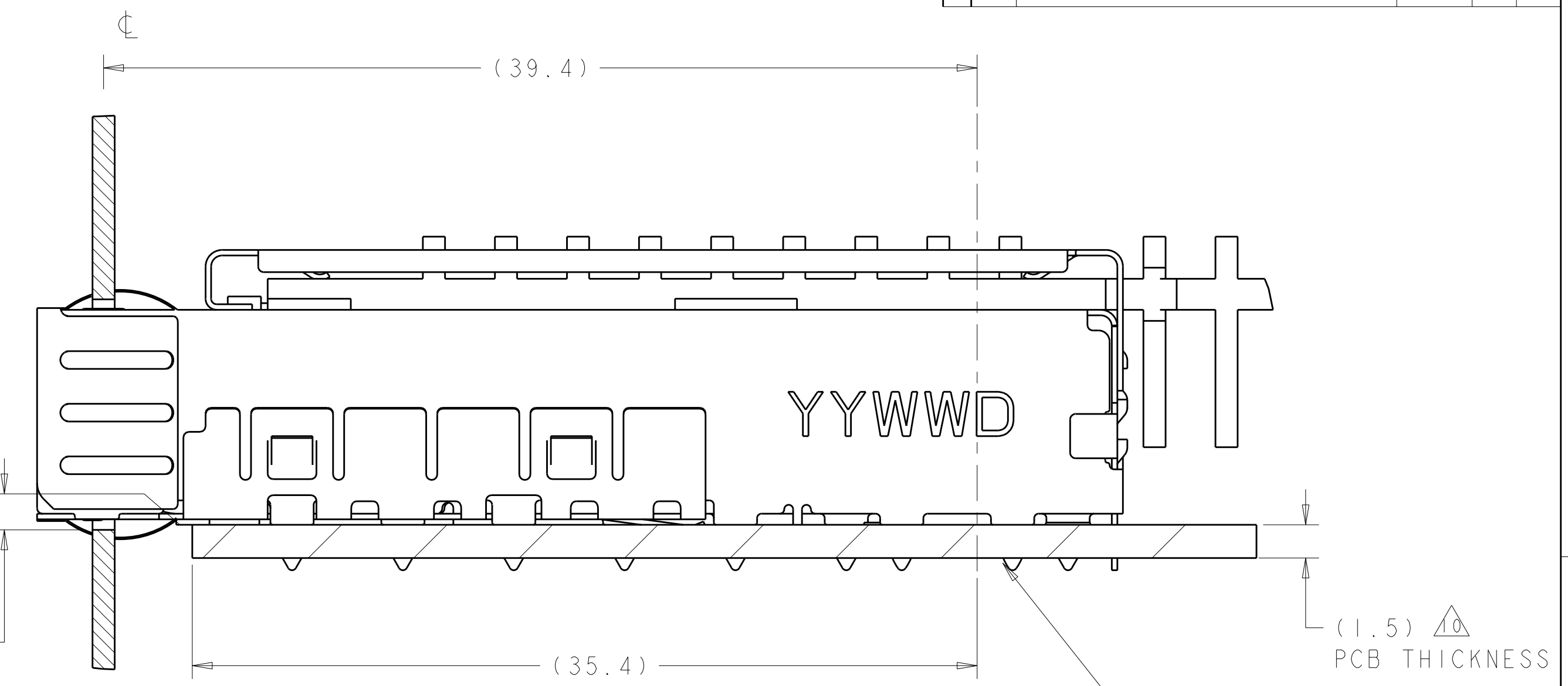
REVISIONS		DATE	BY	APPD
1	SEE SHEET 1			



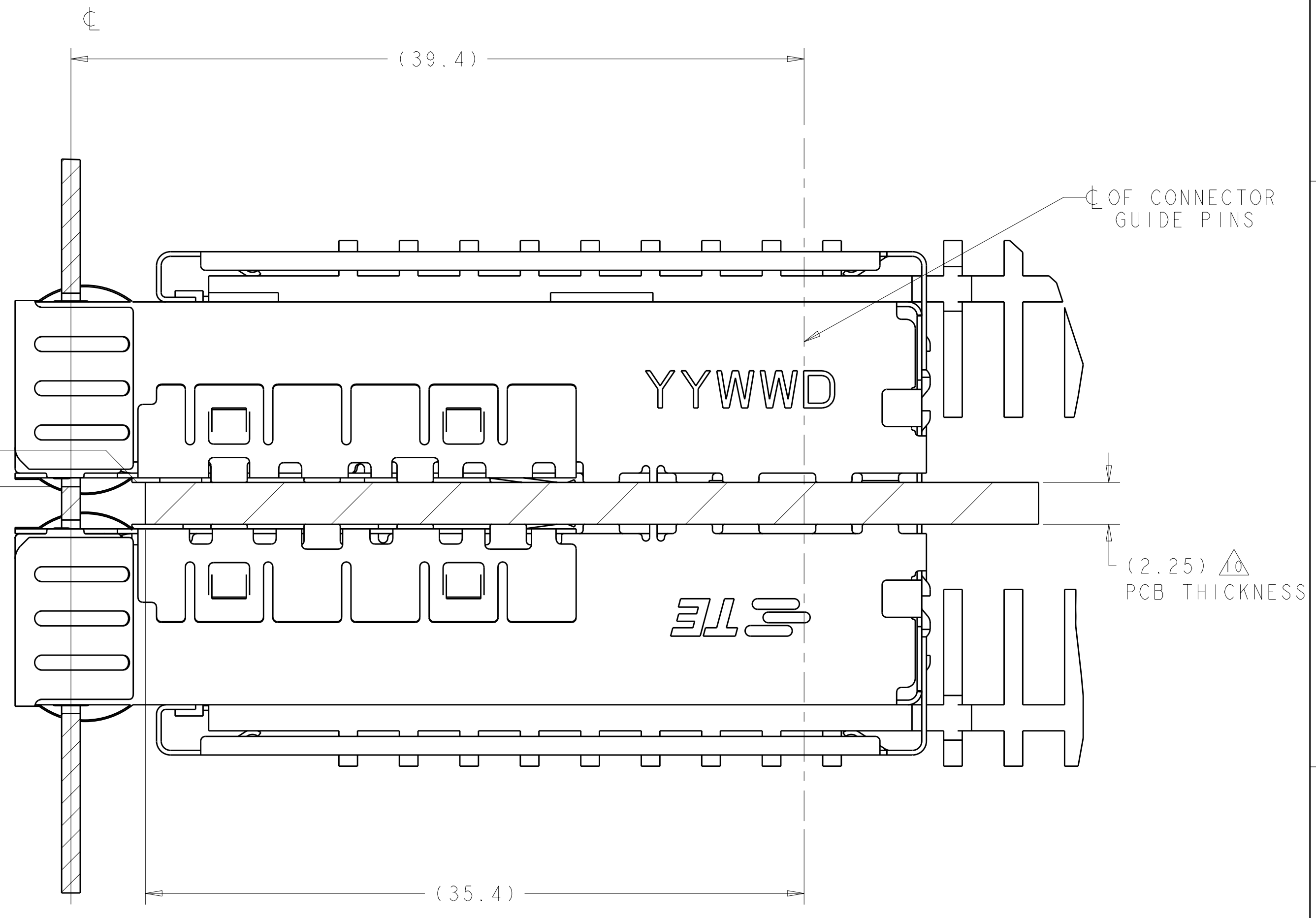
RECOMMENDED BEZEL CUT-OUT
SINGLE SIDED APPLICATIONS
SCALE 5:2



RECOMMENDED BEZEL CUT-OUT
BELLY TO BELLY APPLICATIONS



2149730
MOUNTED ON PC BOARD
SHOWN THRU RECOMMENDED BEZEL



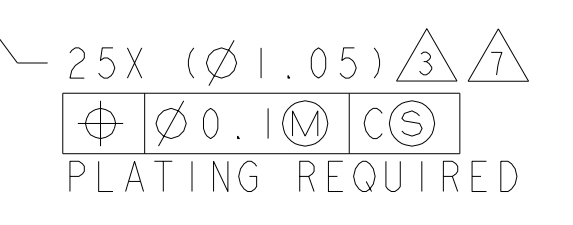
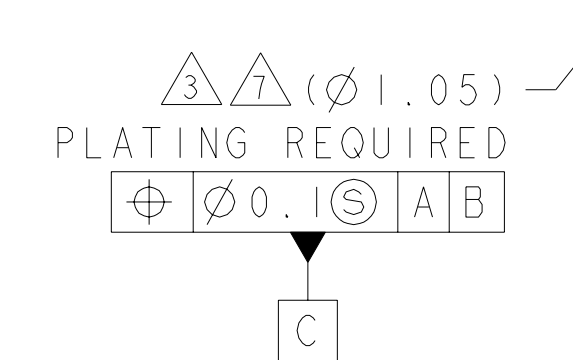
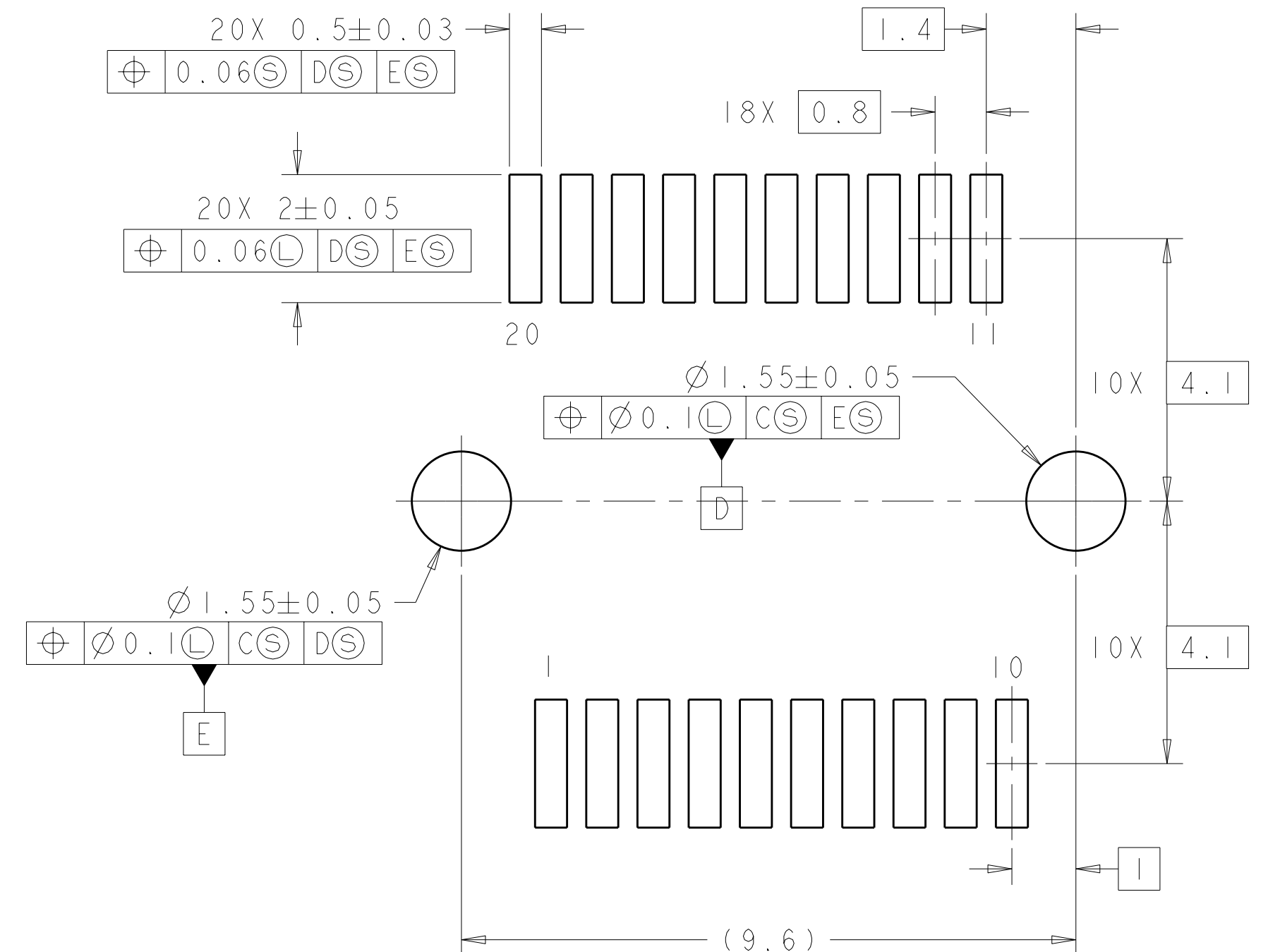
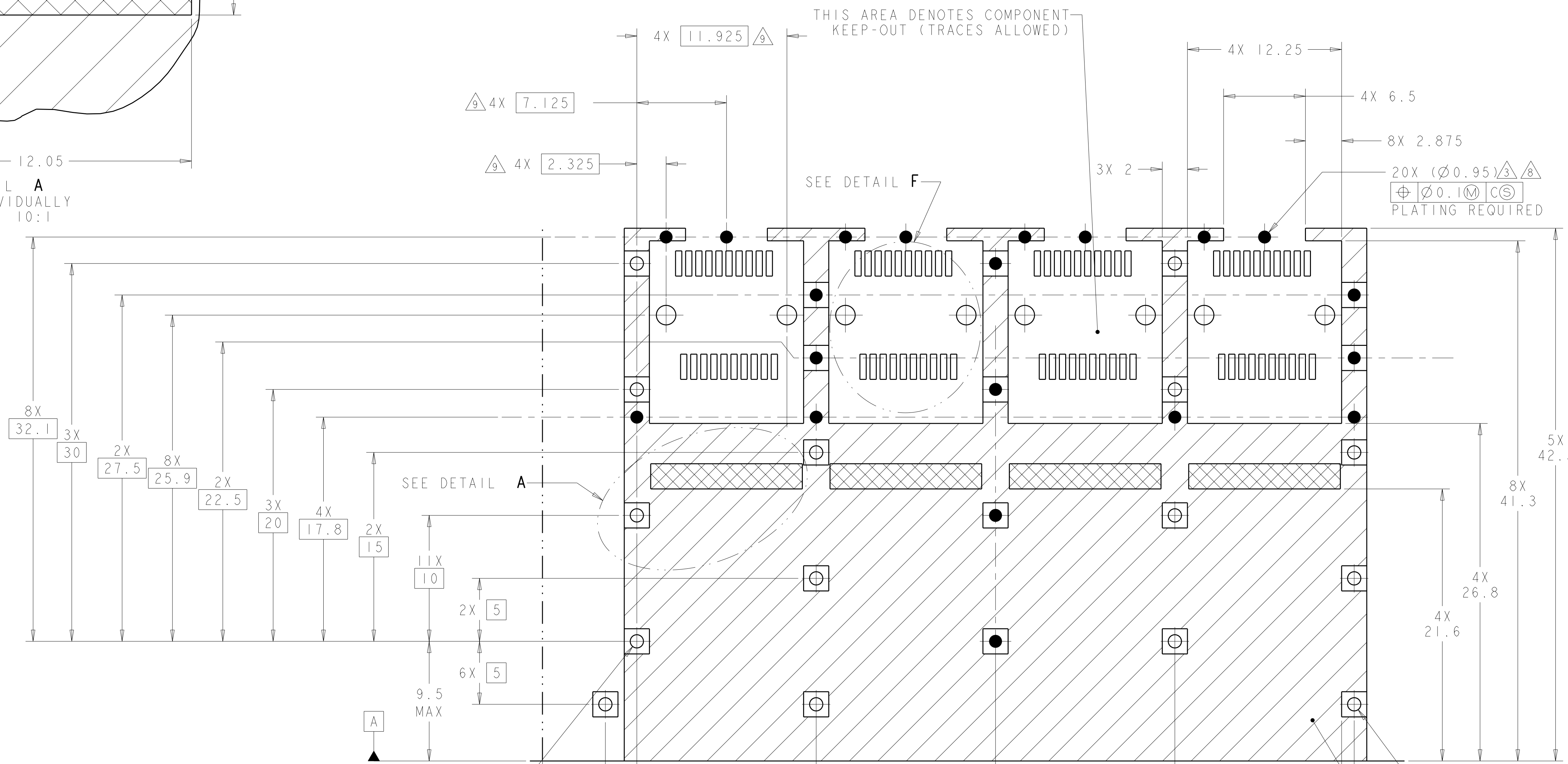
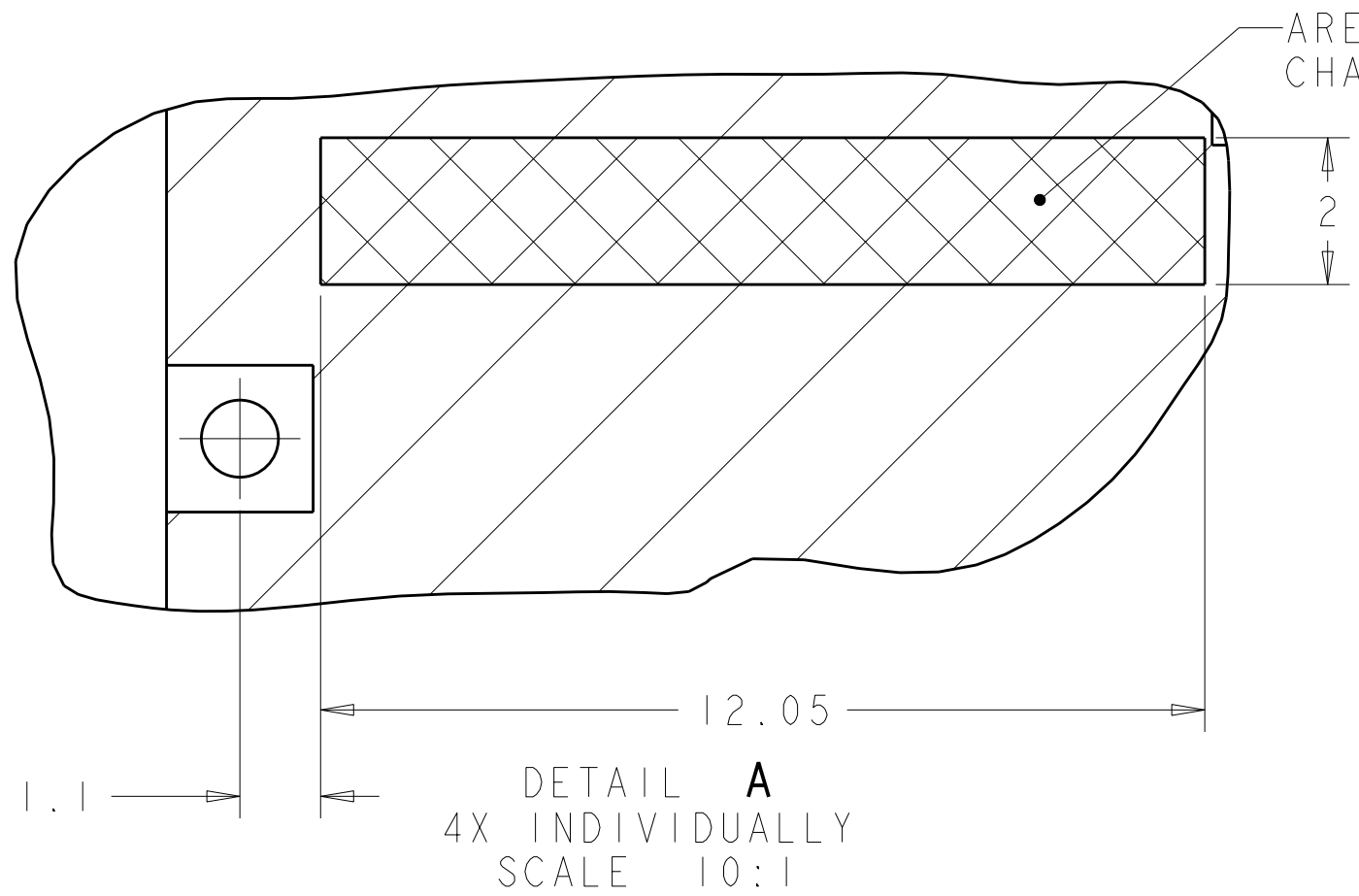
2149730
MOUNTED BELLY TO BELLY ON PC BOARD
SHOWN THRU RECOMMENDED BEZEL

THIS PRINT IS
PRELIMINARY
UNQUALIFIED PRODUCT
CONTACT PRODUCT ENGINEERING
BEFORE USING THIS PRINT

THIS DRAWING IS A CONTROLLED DOCUMENT.		DATE: 23NOV2011	TE Connectivity
DIMENSIONS: mm		CHK: ALEX CAI	
TOLERANCES UNLESS OTHERWISE SPECIFIED:		APVD: ALEX CAI	NAME: SFP+ ENHANCED 1X4 CAGE ASSEMBLY
9 PLC	±0.1	PRODUCT SPEC	PRESS FIT, EXTERNAL EMI SPRINGS
1 PLC	±0.1	108-2364	WITH HEATSINK
2 PLC	±0.1	APPLICATION SPEC	SIZE: CAGE CODE: DRAWING NO: RESTRICTED TO
3 PLC	±0.1	114-13120	A100779C-2170191
4 PLC	±0.1	WEIGHT: -	SCALE: 5:1 SHEET 3 OF 5 REV 2
ANGLES	±1°	CUSTOMER DRAWING	
MATERIAL			
FINISH			

LOC	DIST	REV	DATE	BY	APPD
GP	00				

REVISIONS		DATE	BY	APPD
1	SEE SHEET 1			



CROSS-HATCHED AREA DENOTES COMPONENT AND TRACE KEEP-OUT (EXCEPT CHASSIS GROUND)

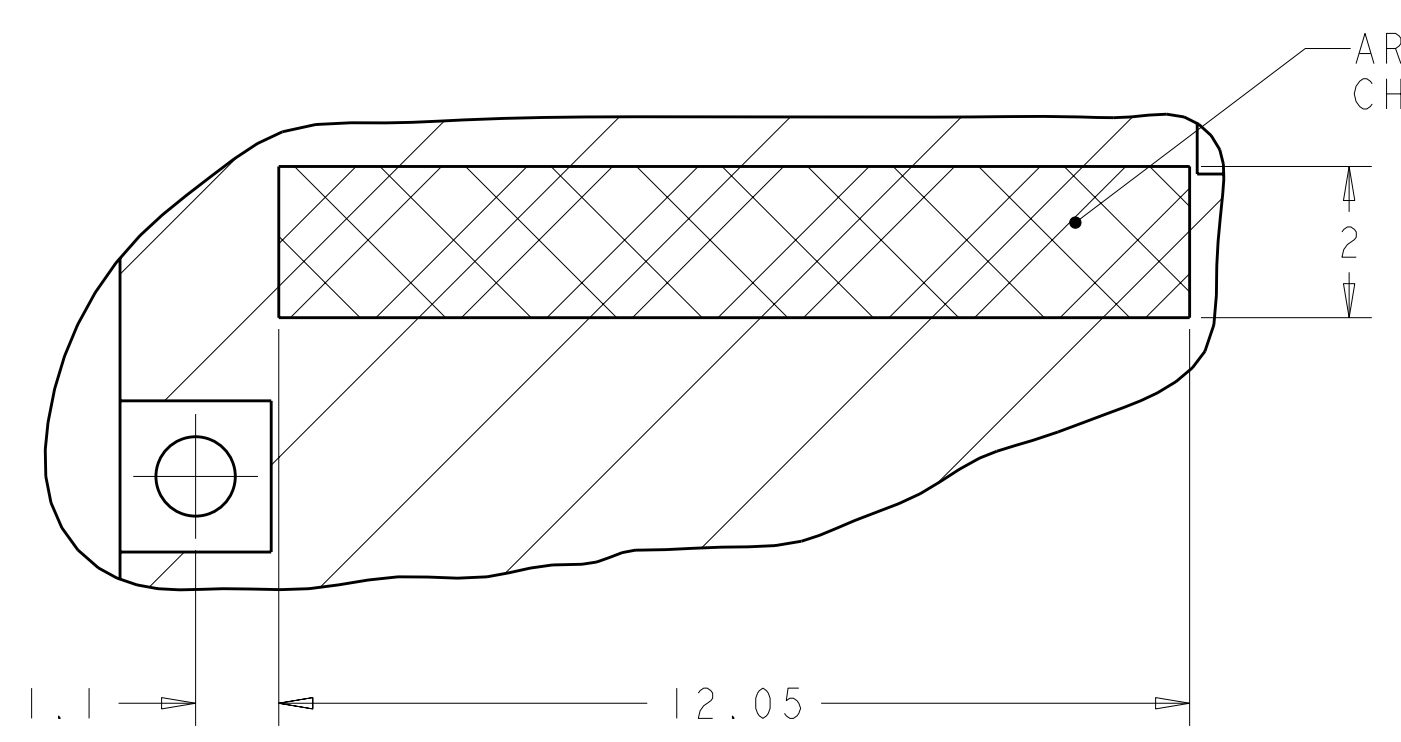
RECOMMENDED PCB CONFIGURATION WITH KEEP-OUT AREAS SINGLE SIDED APPLICATIONS SCALE 5:1

THIS PRINT IS
PRELIMINARY
UNQUALIFIED PRODUCT CONTACT PRODUCT ENGINEERING BEFORE USING THIS PRINT

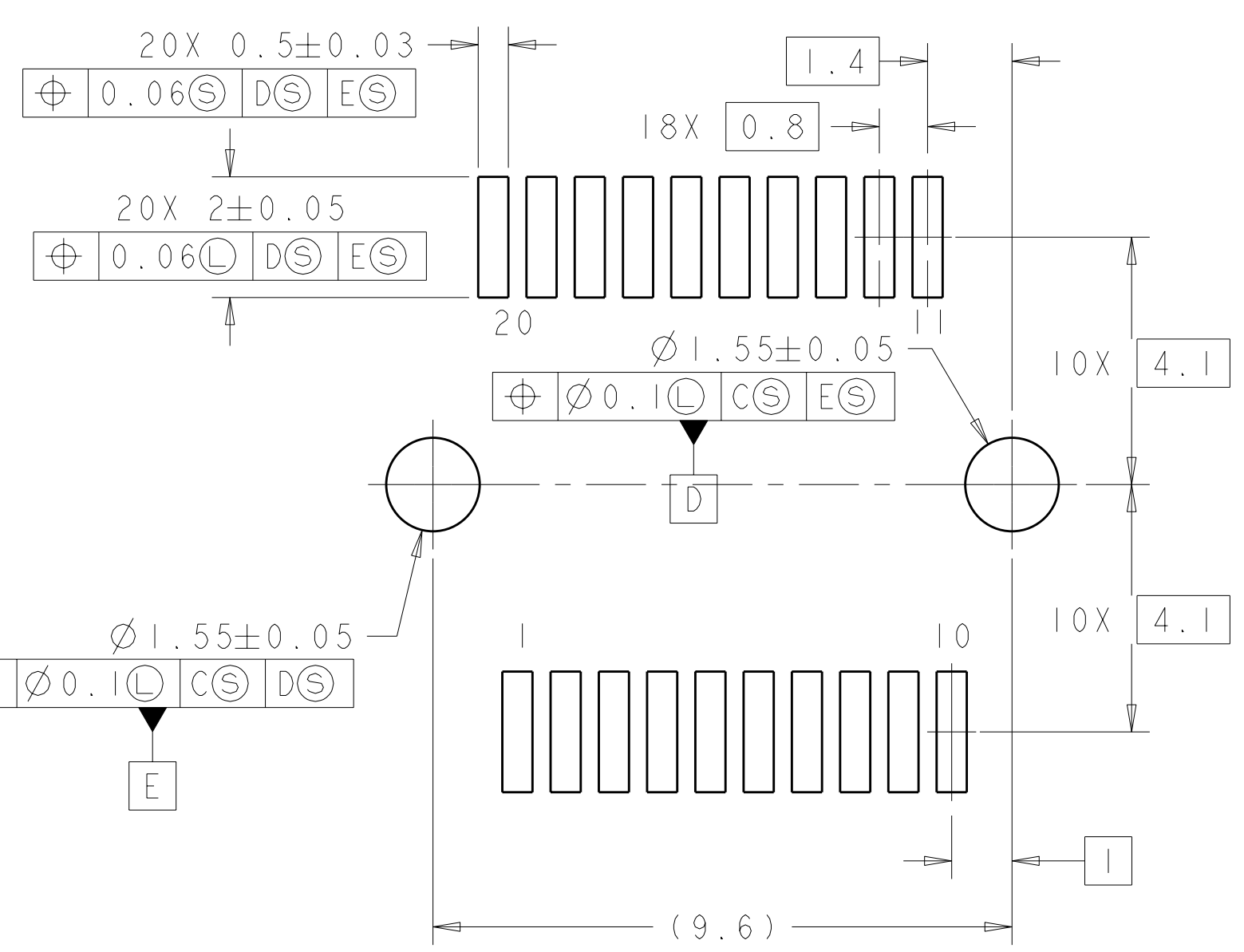
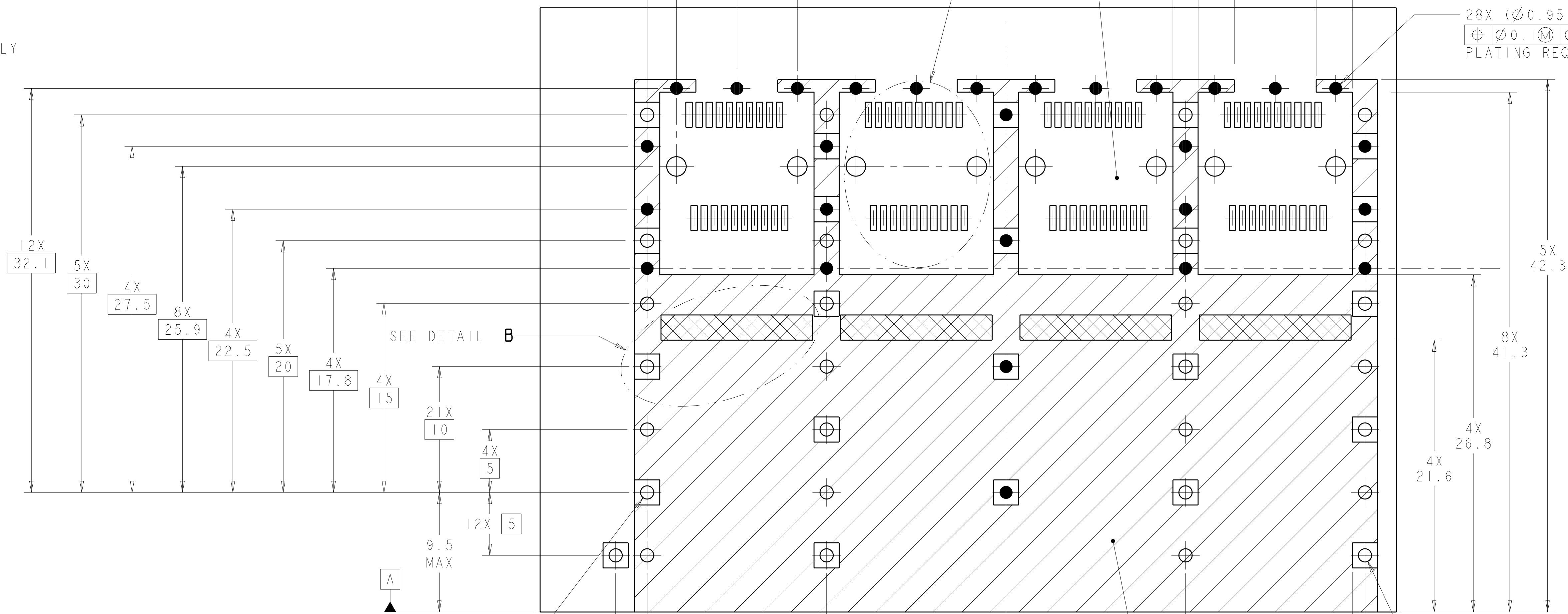
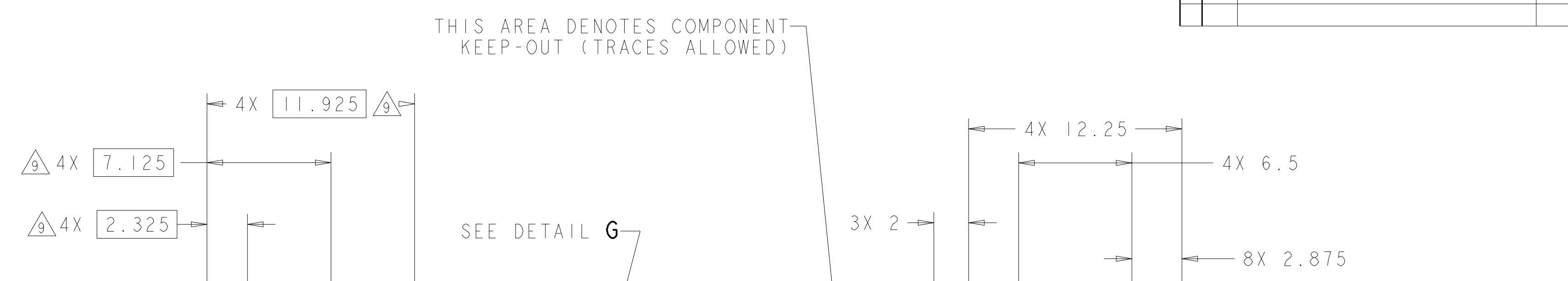
THIS DRAWING IS A CONTROLLED DOCUMENT.		OWN: TIM XUE 23NOV2011	TE Connectivity
DIMENSIONS: mm		CHK: ALEX CAI 23NOV2011	
TOLERANCES UNLESS OTHERWISE SPECIFIED:		APVD: ALEX CAI 23NOV2011	NAME: SFP+ ENHANCED 1X4 CAGE ASSEMBLY PRESS FIT, EXTERNAL EMI SPRINGS WITH HEATSINK
0 PLC ±0.1 1 PLC ±0.1 2 PLC ±0.1 3 PLC ±0.1 4 PLC ±0.1 ANGLES ±1°		PRODUCT SPEC: 108-2364	
MATERIAL: FINISH: 2		APPLICATION SPEC: 114-13120	RESTRICTED TO:
		WEIGHT: -	SIZE: CAGE CODE: DRAWING NO: A100779C=2170191
		CUSTOMER DRAWING	SCALE: 5:1 SHEET 4 OF 5 REV 2

LOC	DIST	REV	DATE	BY	APPD
GP	00				

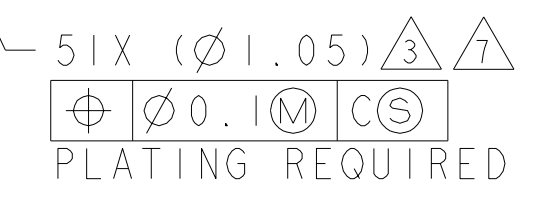
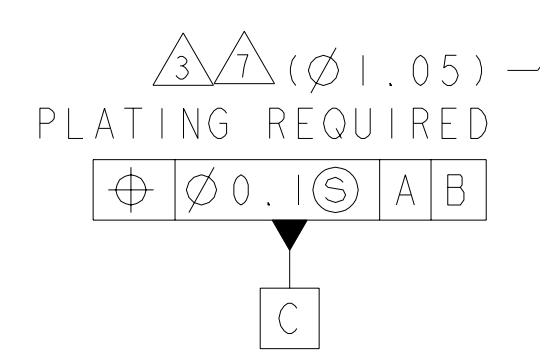
REVISIONS			
NO.	DESCRIPTION	DATE	BY
1	SEE SHEET 1		



DETAIL B
4X INDIVIDUALLY
SCALE 10:1



DETAIL G
RECOMMENDED PT CONNECTOR LAYOUT
8X INDIVIDUALLY
SCALE 10:1



RECOMMENDED PCB CONFIGURATION
WITH KEEP-OUT AREAS
BELLY TO BELLY APPLICATIONS
SCALE 5:1

CROSS-HATCHED AREA DENOTES
COMPONENT AND TRACE KEEP-OUT
(EXCEPT CHASSIS GROUND)

THIS PRINT IS
PRELIMINARY
UNQUALIFIED PRODUCT
CONTACT PRODUCT ENGINEERING
BEFORE USING THIS PRINT

THIS DRAWING IS A CONTROLLED DOCUMENT.		DATE: 23NOV2011	STE TE Connectivity
DIMENSIONS: mm		DRN: TIM_XUE	
TOLERANCES UNLESS OTHERWISE SPECIFIED:		CHK: ALEX_CAI	
9 PLC ±0.1		APPD: ALEX_CAI	
1 PLC ±0.1		PRODUCT SPEC	NAME: SFP+ ENHANCED 1X4 CAGE ASSEMBLY PRESS FIT, EXTERNAL EMI SPRINGS WITH HEATSINK
3 PLC ±0.1		APPLICATION SPEC	SIZE: CAGE CODE DRAWING NO. RESTRICTED TO
5 PLC ±0.1		WEIGHT	A100779C-2170191
4 PLC ±0.1		CUSTOMER DRAWING	SCALE: 5:1 SHEET 5 OF 5 REV 2
ANGLES ±1°			