

THIS DRAWING IS UNPUBLISHED.

RELEASED FOR PUBLICATION

LOC E DIST B

REVISIONS

© COPYRIGHT - By -

ALL RIGHTS RESERVED.

P	LTR	DESCRIPTION	DATE	DWN	APVD
	B2	REVISED PER ECO-11-005150	21MAR11	RK	HMR

NOTES:

1. FOR LOCAL DATA REFER TO YOUR LOCAL TE CONNECTIVITY SALES OFFICE.

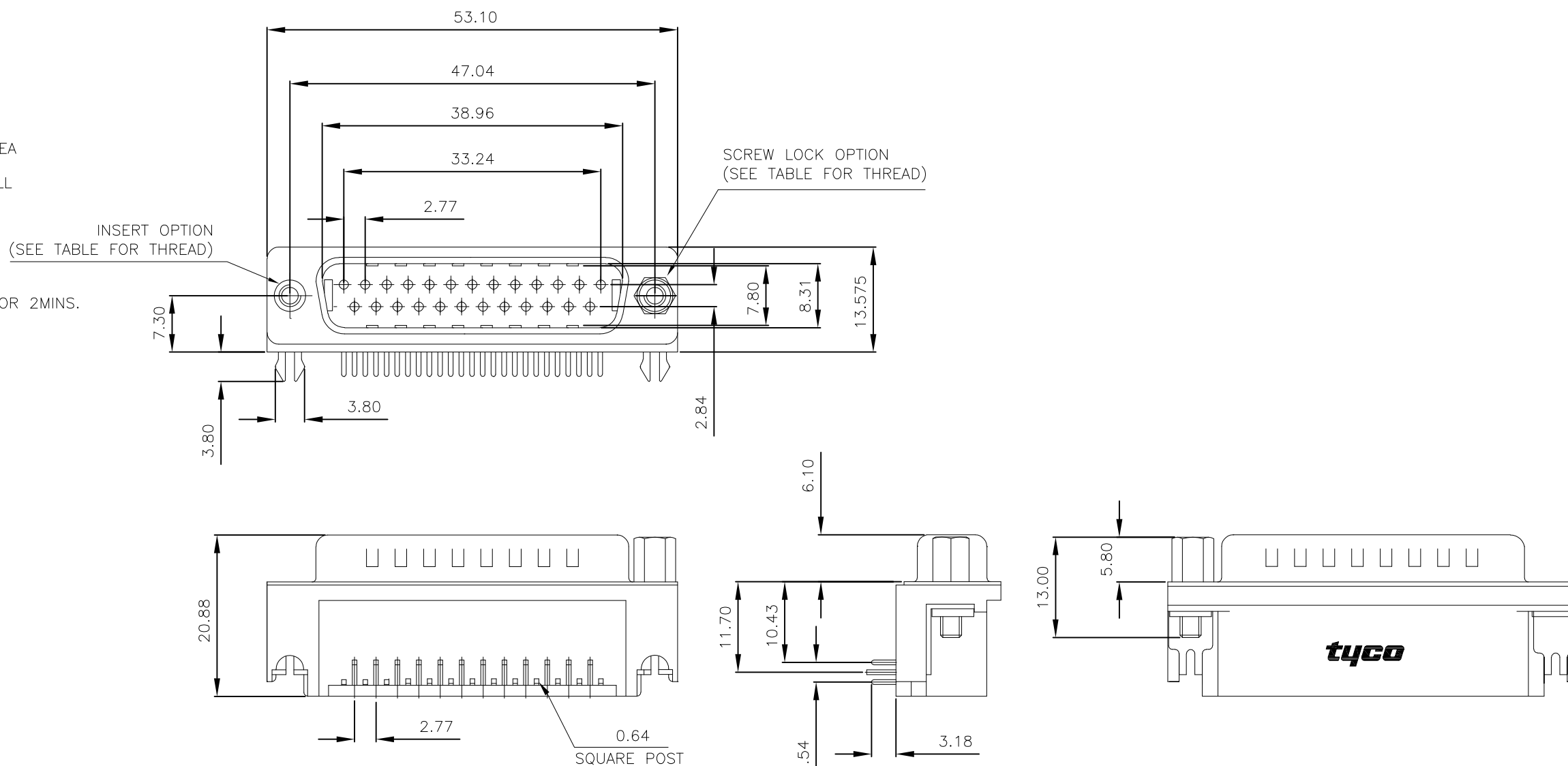
2. ALL DIMENSIONS ARE NOMINAL FOR REFERENCE ONLY UNLESS OTHERWISE STATED.

3. MATERIAL :
HOUSING : THERMOPLASTIC, UL94V-0
BLACK COLOR
CONTACTS : BRASS
SHELL : STEEL
BOARDLOCK : BRASS
SCREW : BRASS

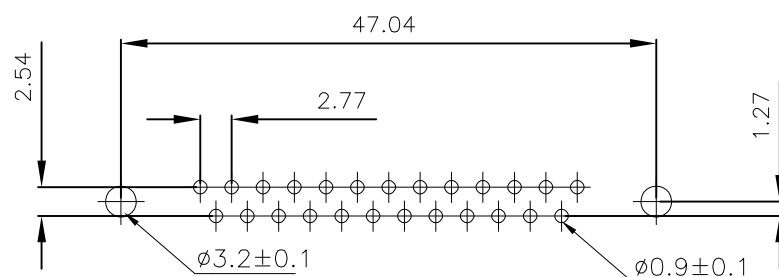
4. FINISH :
CONTACT : 0.38µm MIN.GOLD PLATED ON CONTACT AREA
2.54µm MIN. TIN PLATED ON SOLDER TAILS
1.27µm MIN. NICKEL UNDERPLATED OVERALL
SHELL : 1.52µm MIN. TIN PLATED
BOARD LOCK : 1.52µm MIN. TIN PLATED
SCREW : 1.27µm MIN. NICKEL PLATED.

5. CHARACTERISTICS
CURRENT RATING : 5A
INSULATION RESISTANCE : 1000MOHMS MIN, 500VDC FOR 2MINS.
TEMPERATURE RATING : -55DEGC ~ +105DEGC
VOLTAGE RATING : 250VDC

6. OBSOLETE PARTS: OBSOLETE CIS STREAMLINING PER D.RENAUD/D.SINISI



P.C.B. LAYOUT



6. OBSOLETE	25 WAY D PLUG WITH BOARD LOCKS & 2 x M3 SCREW LOCKS, 0.38µm GOLD, RIGHT ANGLE	4-1634582-2
	25 WAY D PLUG WITH BOARD LOCKS & 2 x 4-40 SCREW LOCKS, 0.38µm GOLD, RIGHT ANGLE	3-1634582-2
6. OBSOLETE	25 WAY D PLUG WITH BOARD LOCKS & 2 x M3 INSERTS, 0.38µm GOLD, RIGHT ANGLE	2-1634582-2
	25 WAY D PLUG WITH BOARD LOCKS & 2 x 4-40 INSERTS, 0.38µm GOLD, RIGHT ANGLE	1-1634582-2
	DESCRIPTION	PART No.

THIS DRAWING IS A CONTROLLED DOCUMENT.		DWN J.SANDWELL 15SEP2003	STE TE Connectivity	
DIMENSIONS: mm		CHK S.EBBUTT 15SEP2003		
TOLERANCES UNLESS OTHERWISE SPECIFIED:		APVD F.WHEELER-KING 15SEP2003	NAME 25 WAY D-SUB PLUG WITH BOARD LOCK	
0 PLC ± -		PRODUCT SPEC -	SIZE	
1 PLC ± -		APPLICATION SPEC -	CAGE CODE	
2 PLC ± -		WEIGHT -	DRAWING NO	
3 PLC ± -		CUSTOMER DRAWING	RESTRICTED TO	
4 PLC ± -			SCALE NTS	
ANGLES ± -			SHEET 1 OF 2	
FINISH -			REV B2	
MATERIAL SEE NOTE			A3 00779 C-1634582	

THIS DRAWING IS UNPUBLISHED.

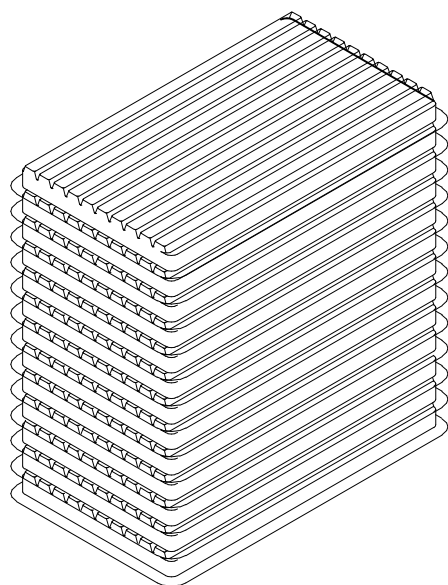
RELEASED FOR PUBLICATION

-, -

ALL RIGHTS RESERVED.

© COPYRIGHT - By -

LOC	DIST	REVISIONS			
P	LTR	DESCRIPTION	DATE	DWN	APVD
	-	SEE SHEET 1	-	-	-



NOTES:

1. DIMENSION:

TRAY: L=310, W=220, H=23

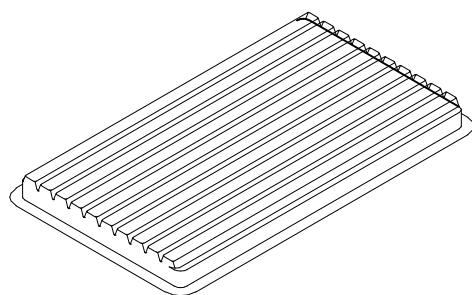
SHIPPING BOX: L=335, W=230, H=320

2. QUANTITY:

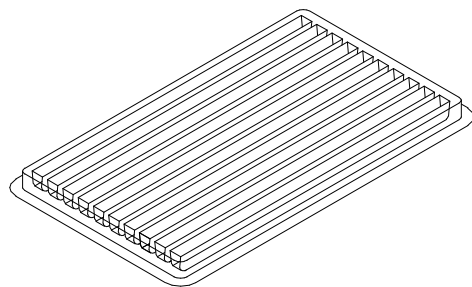
50 PCS/TRAY

13 TRAY/SHIPPING BOX

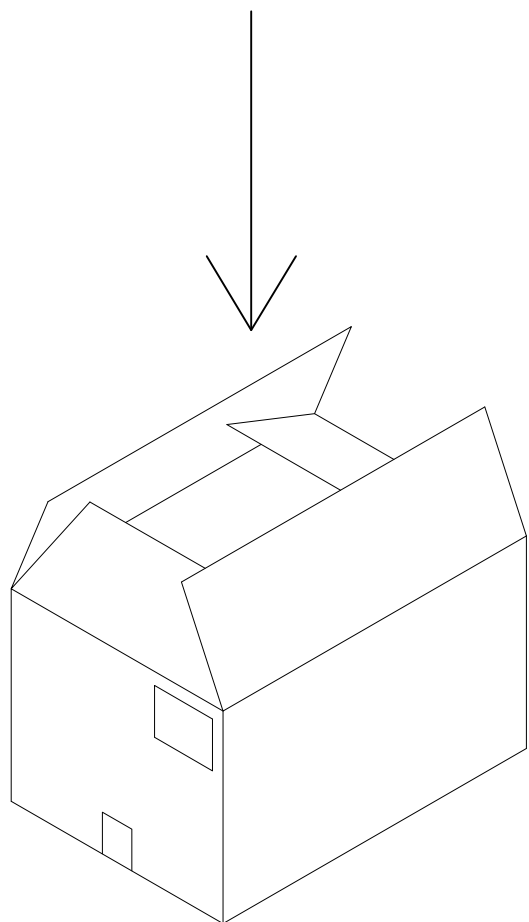

COVER



TRAY



Tray Layout



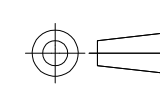
THIS DRAWING IS A CONTROLLED DOCUMENT.

DWN J. SANDWELL 15SEP2003



DIMENSIONS: mm

TOLERANCES UNLESS OTHERWISE SPECIFIED:



- 0 PLC ± -
- 1 PLC ± -
- 2 PLC ± -
- 3 PLC ± -
- 4 PLC ± -
- ANGLES ± -

MATERIAL SEE NOTE

FINISH -

CHK S. EBBUTT 15SEP2003

APVD F. WHEELER-KING 15SEP2003

NAME 25 WAY D-SUB PLUG WITH BOARD LOCK

PRODUCT SPEC -

APPLICATION SPEC -

SIZE	CAGE CODE	DRAWING NO	RESTRICTED TO
A3	00779	C-1634582	-

CUSTOMER DRAWING

SCALE	SHEET	REV
NTS	2 OF 2	B2