

Distributed by:

JAMECO[®]
ELECTRONICS

www.Jameco.com ♦ 1-800-831-4242

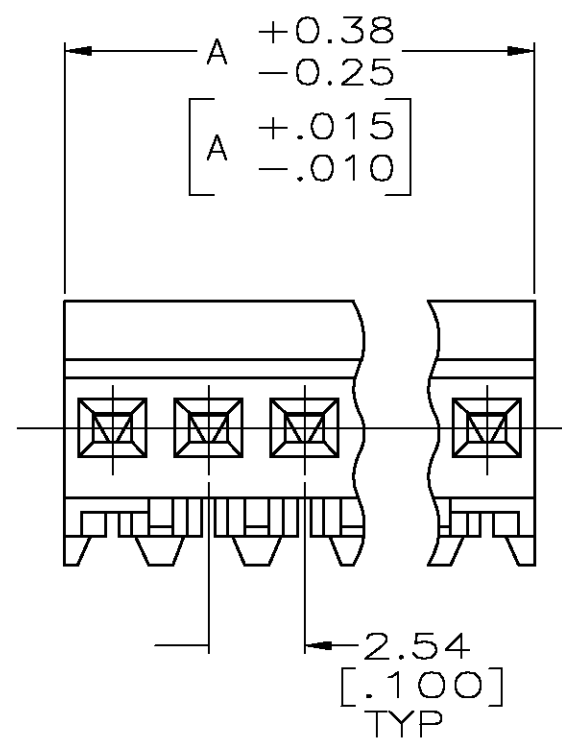
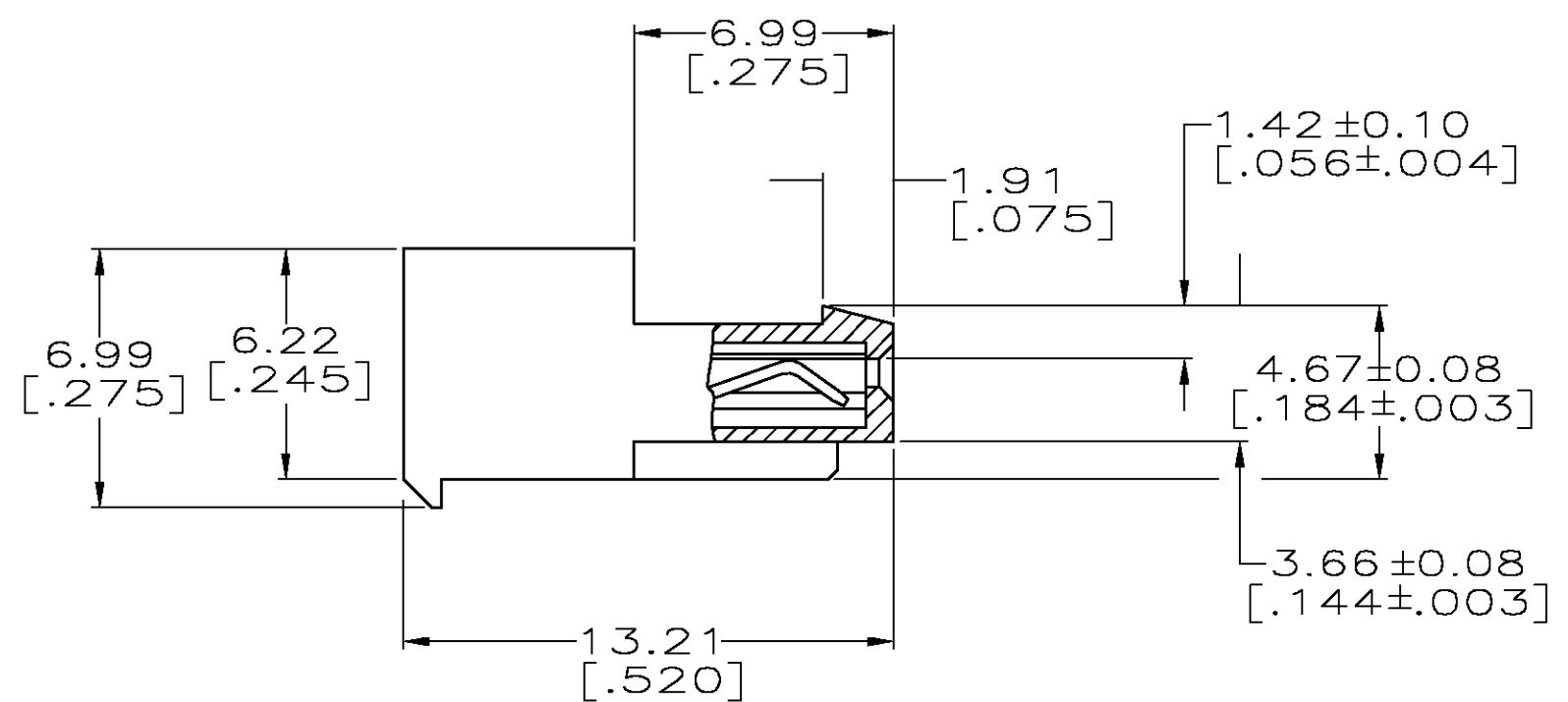
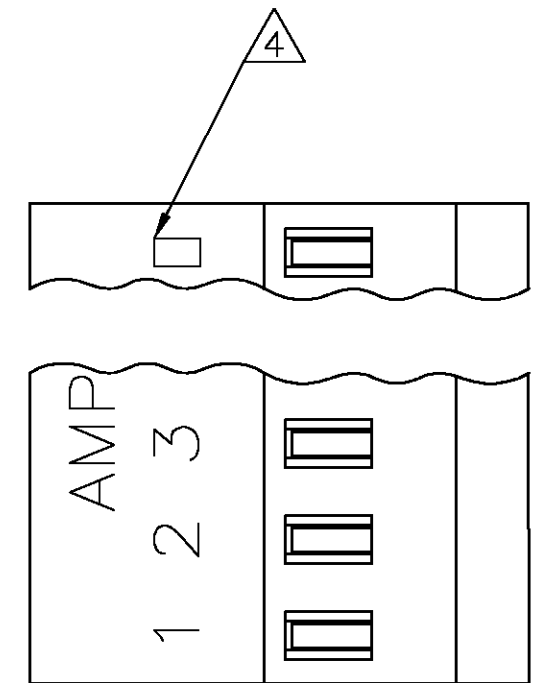
The content and copyrights of the attached
material are the property of its owner.

Jameco Part Number 923041

THIS DRAWING IS UNPUBLISHED. RELEASED FOR PUBLICATION
 © COPYRIGHT BY TYCO ELECTRONICS CORPORATION. ALL RIGHTS RESERVED.

LOC	DIST	REVISIONS			
P	LTR	DESCRIPTION	DATE	DWN	APVD
CM	00	REV PER ECN 0G3B-0324-03	11JUN03	SC	DB

	YES	DIM A	NO. OF CIRCUITS	PART NO.
D	YES	71.12[2.800]	28	5-640443-8
	YES	68.58[2.700]	27	5-640443-7
	YES	66.04[2.600]	26	5-640443-6
	YES	63.50[2.500]	25	5-640443-5
	YES	60.96[2.400]	24	5-640443-4
	YES	58.42[2.300]	23	5-640443-3
	YES	55.88[2.200]	22	5-640443-2
	YES	53.34[2.100]	21	5-640443-1
	YES	50.80[2.000]	20	5-640443-0
	YES	48.26[1.900]	19	4-640443-9
	YES	45.72[1.800]	18	4-640443-8
	YES	43.18[1.700]	17	4-640443-7
	YES	40.64[1.600]	16	4-640443-6
	YES	38.10[1.500]	15	4-640443-5
C	YES	35.56[1.400]	14	4-640443-4
	YES	33.02[1.300]	13	4-640443-3
	YES	30.48[1.200]	12	4-640443-2
	YES	27.94[1.100]	11	4-640443-1
	YES	25.40[1.000]	10	4-640443-0
	YES	22.86[.900]	9	3-640443-9
	YES	20.32[.800]	8	3-640443-8
	YES	17.78[.700]	7	3-640443-7
	YES	15.24[.600]	6	3-640443-6
	YES	12.70[.500]	5	3-640443-5
	YES	10.16[.400]	4	3-640443-4
	YES	7.62[.300]	3	3-640443-3
	YES	5.08[.200]	2	3-640443-2
	NO	71.12[2.800]	28	2-640443-8
	NO	68.58[2.700]	27	2-640443-7
	NO	66.04[2.600]	26	2-640443-6
	NO	63.50[2.500]	25	2-640443-5
B	NO	60.96[2.400]	24	2-640443-4
	NO	58.42[2.300]	23	2-640443-3
	NO	55.88[2.200]	22	2-640443-2
	NO	53.34[2.100]	21	2-640443-1
	NO	50.80[2.000]	20	2-640443-0
	NO	48.26[1.900]	19	1-640443-9
	NO	45.72[1.800]	18	1-640443-8
	NO	43.18[1.700]	17	1-640443-7
	NO	40.64[1.600]	16	1-640443-6
	NO	38.10[1.500]	15	1-640443-5
	NO	35.56[1.400]	14	1-640443-4
	NO	33.02[1.300]	13	1-640443-3
	NO	30.48[1.200]	12	1-640443-2
	NO	27.94[1.100]	11	1-640443-1
	NO	25.40[1.000]	10	1-640443-0
	NO	22.86[.900]	9	640443-9
	NO	20.32[.800]	8	640443-8
A	NO	17.78[.700]	7	640443-7
	NO	15.24[.600]	6	640443-6
	NO	12.70[.500]	5	640443-5
	NO	10.16[.400]	4	640443-4
	NO	7.62[.300]	3	640443-3
	NO	5.08[.200]	2	640443-2
	LEADFREE	DIM A	NO. OF CIRCUITS	PART NO.



1 MATERIAL: CONNECTOR - NYLON UL94V-2 (GREEN).
 CONTACTS - 0.30[.012] THICK COPPER ALLOY
 BRIGHT TIN-LEAD .00203[.000080] MIN THICKNESS
 FOR 640443-2 THRU 2-640443-8.
 BRIGHT TIN .00305[.000120] MIN THICKNESS
 FOR 3-640443-2 THRU 5-640443-8.

- 2. CONTACTS ACCEPT 28 AWG WIRE WITH 1.52[.060] MAX INSULATION DIAMETER.
- 3. CONTACTS MUST ACCEPT 0.64±0.03[.025] POST AND REMAIN LOCKED IN POSITION.
- 4 IDENTIFICATION NUMBER FOR LAST CIRCUIT MAY NOT APPEAR ON ALL ASSEMBLIES.
- 5. DIMENSIONS IN BRACKETS ARE IN INCHES.
- 6. HOUSING FEATURES ARE: CLOSED END WITH LOCKING RAMP.

THIS DRAWING IS A CONTROLLED DOCUMENT.		DWN S. CARPENTER 11JUN2003	Tyco Electronics Corporation Harrisburg, PA 17105	
DIMENSIONS: INCHES		CHK D. BOSSI 11JUN2003	NAME MTA-100 CONNECTOR ASSEMBLY, 28 AWG, STANDARD	
TOLERANCES UNLESS OTHERWISE SPECIFIED: 0 PLC ± 1 PLC ± 2 PLC ± 3 PLC ± 0.13 [.005] 4 PLC ± ANGLES ± FINISH 1		APVD D. BOSSI 11JUN2003	PRODUCT SPEC 108-1050	
MATERIAL 1		APPLICATION SPEC 114-1019	SIZE A2	CAGE CODE 00779
		WEIGHT	DRAWING NO C=640443	RESTRICTED TO -
		CUSTOMER DRAWING	SCALE 5:1	SHEET 1 OF 1
			REV U	