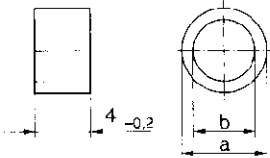


Plastic Housings (Continued)

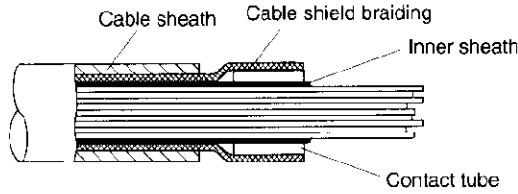
Accessories

Contact tubes

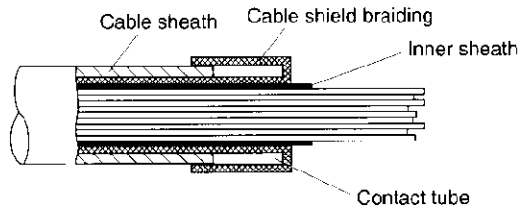


Material: AlMg 3 F 25

Mounting method A



Mounting method B (preferred)



ECN0747-B

For supporting the cable shield braiding. The tube guarantees long-term shield contacting, with low contact resistance and high constant shield attenuation (see diagram on page)

Ordering information

For housing size No. of contacts					Part Number	Dimension mm		For shield braiding outer diameter with mounting method B
09	15	25	37	50		a ^{+0.1}	b ^{+0.1}	
x					3-1393561-2	4	3	to 2,3
x	x				3-1393561-3	5	4	to 3,3
x	x	x	x		3-1393561-4	6	5	to 4,3
x	x	x	x		3-1393561-5	7	6	to 5,3
	x	x	x		3-1393561-6	8	7	to 6,3
		x	x		3-1393561-9	9	8	to 7,3
		x	x	x	4-1393561-0	10	9	to 8,3
				x	4-1393561-1	11	10	to 9,3
				x	4-1393561-2	12	11	to 10,3
				x	4-1393561-3	13	12	to 11,3
				x	4-1393561-4	14	13	to 12,3
				x	5-1393502-9	15	14	to 13,3

Input/Output Connectors