THIS DRAWING IS UNPUBLISHED. RELEASED FOR PUBLICATION - ,- .
© COPYRIGHT - By - ALL RIGHTS RESERVED.

LOC	DIST
AD	00

REVISIONS

P	LTR	DESCRIPTION	DATE	DWN	APVD
	J	REVISED PER ECO-14-000066	30JUN2014	NK	MM

1. ASSEMBLY MAY BE BROKEN TO THE DESIRED NUMBER OF POSITIONS
2. TRUE POSITION TOLERANCE OF THE POST TIPS APPLIES WHEN THE HEADER IS HELD FLAT AGAINST THE PRINTED CIRCUIT BOARD
3. THE NOTED DIMENSIONS APPLY AT THE INTERSECTION OF THE POST AND HOUSING
4. POST PLATING: 0.00254-0.00508[.000100-.000200] MATTE TIN-LEAD OVER 0.00127[.000050] NICKEL ENTIRE POST.
5. HOUSING: LCP, COLOR-BLACK.
6. POST: COPPER ALLOY
7. POST PLATING: 0.00254-0.00508[.000100-.000200] MATTE TIN OVER 0.00127[.000050] NICKEL ENTIRE POST.
8. OBSOLETE PARTS: OBSOLETE CIS STREAMLINING PER D.RENAUD/D.SINISI

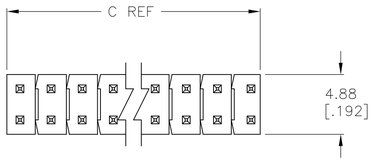

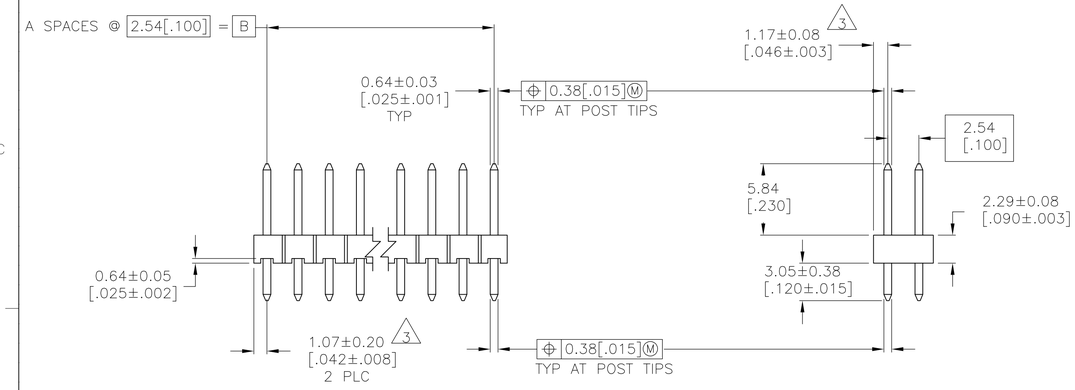

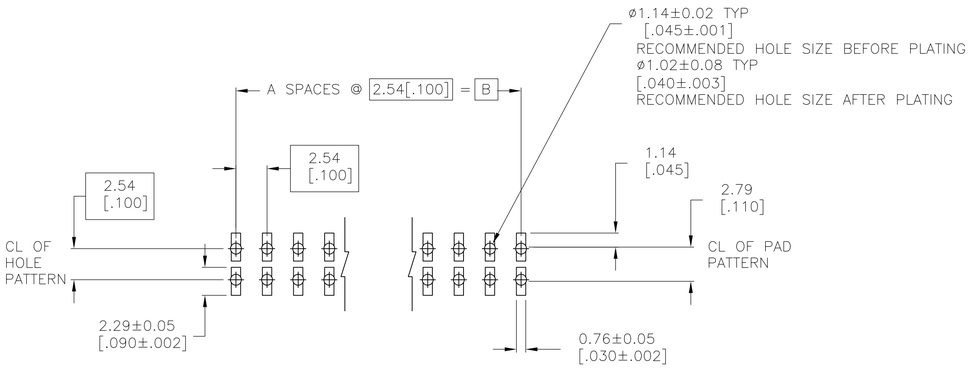

RECOMMENDED PC BOARD MOUNTING DIMENSIONS
FOR .063 [1.60] THICK PC BOARD AND
.012 [.305] STENCIL THICK.

	PLATING	C	B	A	NO. OF POSITIONS	PART NUMBER
	7	101.19 [3.984]	99.06 [3.900]	39	80	9-146254-0
	7	98.65 [3.884]	96.52 [3.800]	38	78	8-146254-9
	7	96.11 [3.784]	93.98 [3.700]	37	76	8-146254-8
	7	93.57 [3.684]	91.44 [3.600]	36	74	8-146254-7
	7	91.03 [3.584]	88.90 [3.500]	35	72	8-146254-6
	7	88.49 [3.484]	86.36 [3.400]	34	70	8-146254-5
	7	85.95 [3.384]	83.82 [3.300]	33	68	8-146254-4
	7	83.41 [3.284]	81.28 [3.200]	32	66	8-146254-3
	7	80.87 [3.184]	78.74 [3.100]	31	64	8-146254-2
8	7	78.33 [3.084]	76.20 [3.000]	30	62	8-146254-1
	7	75.79 [2.984]	73.66 [2.900]	29	60	8-146254-0
	7	73.25 [2.884]	71.12 [2.800]	28	58	7-146254-9
	7	70.71 [2.784]	68.58 [2.700]	27	56	7-146254-8
	7	68.17 [2.684]	66.04 [2.600]	26	54	7-146254-7
	7	65.63 [2.584]	63.5 [2.500]	25	52	7-146254-6
	7	63.09 [2.484]	60.96 [2.400]	24	50	7-146254-5
	7	60.55 [2.384]	58.42 [2.300]	23	48	7-146254-4
	7	58.01 [2.284]	55.88 [2.200]	22	46	7-146254-3
	7	55.47 [2.184]	53.34 [2.100]	21	44	7-146254-2
	7	52.93 [2.084]	50.80 [2.000]	20	42	7-146254-1
	7	50.39 [1.984]	48.26 [1.900]	19	40	7-146254-0
8	7	47.85 [1.884]	45.72 [1.800]	18	38	6-146254-9
8	7	45.31 [1.784]	43.18 [1.700]	17	36	6-146254-8
	7	42.77 [1.684]	40.64 [1.600]	16	34	6-146254-7
8	7	40.23 [1.584]	38.10 [1.500]	15	32	6-146254-6
	7	37.69 [1.484]	35.56 [1.400]	14	30	6-146254-5
	7	35.15 [1.384]	33.02 [1.300]	13	28	6-146254-4
	7	32.61 [1.284]	30.48 [1.200]	12	26	6-146254-3
	7	30.07 [1.184]	27.94 [1.100]	11	24	6-146254-2
	7	27.53 [1.084]	25.40 [1.000]	10	22	6-146254-1
	7	24.99 [.984]	22.86 [.900]	9	20	6-146254-0
8	7	22.45 [.884]	20.32 [.800]	8	18	5-146254-9
	7	19.91 [.784]	17.78 [.700]	7	16	5-146254-8
	7	17.37 [.684]	15.24 [.600]	6	14	5-146254-7
8	7	14.83 [.584]	12.70 [.500]	5	12	5-146254-6
	7	12.29 [.484]	10.16 [.400]	4	10	5-146254-5
	7	9.75 [.384]	7.62 [.300]	3	8	5-146254-4
	7	7.21 [.284]	5.08 [.200]	2	6	5-146254-3
	7	4.67 [.184]	2.54 [.100]	1	4	5-146254-2
	7	- [-]	- [-]	0	2	5-146254-1

		PLATING	C	B	A	NO. OF POSITIONS	PART NUMBER
		4	101.19 [3.984]	99.06 [3.900]	39	80	4-146254-0
		4	98.65 [3.884]	96.52 [3.800]	38	78	3-146254-9
		4	96.11 [3.784]	93.98 [3.700]	37	76	3-146254-8
		4	93.57 [3.684]	91.44 [3.600]	36	74	3-146254-7
		4	91.03 [3.584]	88.90 [3.500]	35	72	3-146254-6
		4	88.49 [3.484]	86.36 [3.400]	34	70	3-146254-5
		4	85.95 [3.384]	83.82 [3.300]	33	68	3-146254-4
		4	83.41 [3.284]	81.28 [3.200]	32	66	3-146254-3
8		4	80.87 [3.184]	78.74 [3.100]	31	64	3-146254-2
	OBSOLETE	4	78.33 [3.084]	76.20 [3.000]	30	62	3-146254-1
		4	75.79 [2.984]	73.66 [2.900]	29	60	3-146254-0
		4	73.25 [2.884]	71.12 [2.800]	28	58	2-146254-9
		4	70.71 [2.784]	68.58 [2.700]	27	56	2-146254-8
		4	68.17 [2.684]	66.04 [2.600]	26	54	2-146254-7
		4	65.63 [2.584]	63.5 [2.500]	25	52	2-146254-6
		4	63.09 [2.484]	60.96 [2.400]	24	50	2-146254-5
		4	60.55 [2.384]	58.42 [2.300]	23	48	2-146254-4
		4	58.01 [2.284]	55.88 [2.200]	22	46	2-146254-3
		4	55.47 [2.184]	53.34 [2.100]	21	44	2-146254-2
		4	52.93 [2.084]	50.80 [2.000]	20	42	2-146254-1
8	SUP/BY 7-146254-0	4	50.39 [1.984]	48.26 [1.900]	19	40	2-146254-0
	OBSOLETE	4	47.85 [1.884]	45.72 [1.800]	18	38	1-146254-9
		4	45.31 [1.784]	43.18 [1.700]	17	36	1-146254-8
8	SUP/BY 6-146254-7	4	42.77 [1.684]	40.64 [1.600]	16	34	1-146254-7
	OBSOLETE	4	40.23 [1.584]	38.10 [1.500]	15	32	1-146254-6
		4	37.69 [1.484]	35.56 [1.400]	14	30	1-146254-5
8		4	35.15 [1.384]	33.02 [1.300]	13	28	1-146254-4
8	SUP/BY 6-146254-3	4	32.61 [1.284]	30.48 [1.200]	12	26	1-146254-3
8	SUP/BY 6-146254-2	4	30.07 [1.184]	27.94 [1.100]	11	24	1-146254-2
8	SUP/BY 6-146254-1	4	27.53 [1.084]	25.40 [1.000]	10	22	1-146254-1
8	SUP/BY 6-146254-0	4	24.99 [.984]	22.86 [.900]	9	20	1-146254-0
	OBSOLETE	4	22.45 [.884]	20.32 [.800]	8	18	146254-9
8	SUP/BY 5-146254-8	4	19.91 [.784]	17.78 [.700]	7	16	146254-8
8	SUP/BY 5-146254-7	4	17.37 [.684]	15.24 [.600]	6	14	146254-7
	OBSOLETE	4	14.83 [.584]	12.70 [.500]	5	12	146254-6
8	SUP/BY 5-146254-5	4	12.29 [.484]	10.16 [.400]	4	10	146254-5
8	SUP/BY 5-146254-4	4	9.75 [.384]	7.62 [.300]	3	8	146254-4
8	SUP/BY 5-146254-3	4	7.21 [.284]	5.08 [.200]	2	6	146254-3
8	SUP/BY 5-146254-2	4	4.67 [.184]	2.54 [.100]	1	4	146254-2
8	SUP/BY 5-146254-1	4	- [-]	- [-]	0	2	146254-1

THIS DRAWING IS A CONTROLLED DOCUMENT.

DIMENSIONS: mm

TOLERANCES UNLESS OTHERWISE SPECIFIED:
0 PLC ± -
1 PLC ± -
2 PLC ± 0.51[.02]
3 PLC ± 0.127[.005]
4 PLC ± 0.0127[.0005]
ANGLES ± -

MATERIAL 5 6

FINISH SEE TABLE

DWN R BROWN 19JAN05
CHK J GESFORD 19JAN05
APVD J GESFORD 19JAN05
PRODUCT SPEC —
APPLICATION SPEC —
WEIGHT —

TE Connectivity

NAME HEADER ASSEMBLY, MOD II, BREAKAWAY, DOUBLE ROW, HIGH TEMPERATURE

SIZE A1 | CAGE CODE 00779 | DRAWING NO C-146254 | RESTRICTED TO —

CUSTOMER DRAWING | SCALE 4:1 | SHEET 1 OF 1 | REV J

4805 (3/11)