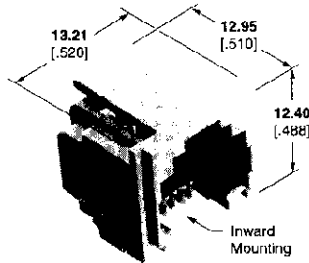




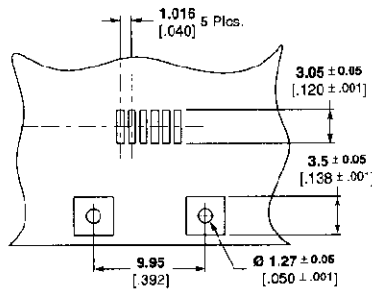
Modular Jacks (Continued)

RJ11 for Modem Applications

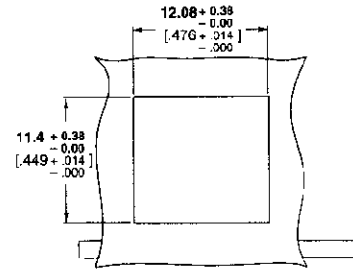
Side Entry, Unshielded, Surface Mount



(Photo 110558-2)



Recommended PC Board Layout



Recommended Panel Cutout
(Part Number 406514 shown)

Material and Finish

Housing — Polyphenylene Sulfide, UL 94V-0 rated

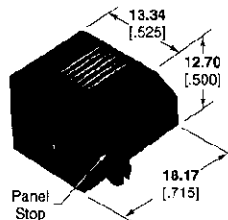
Contact — 0.36 [.014] thk Phosphor bronze; plated 0.00127 [.000050] gold in contact area and 0.00381 [.000150] tin-lead on solder tails, over 0.00127 [.000050] nickel underplate

Insulation Resistance — 500 megohm's min.

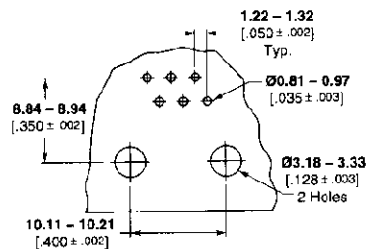
Compatible with Vapor Phase and IR Reflow Soldering

Pos./Contacts	Panel Stops	Inward	Quantity/Reel
6/4	Y	406545-1	600
6/4	Y	406545-2	200
6/6	Y	406514-1	600
6/6	Y	406514-2	200

Side Entry, Unshielded, Through-hole, 12.6mm Height



(Photo 109319-9)



Recommended PC Board Layout

Pos./Contacts	(IR) Reflow Compatible	Panel Stops	Tray Packaging Part Number
6/2	—	—	555165-5
6/4	—	Y	555163-2
6/4	—	—	555165-2
6/6	—	Y	555163-1
6/6	Y	—	569025-1
6/6	—	—	555165-1