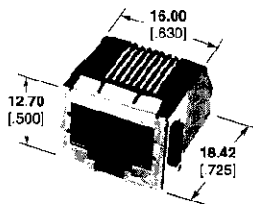
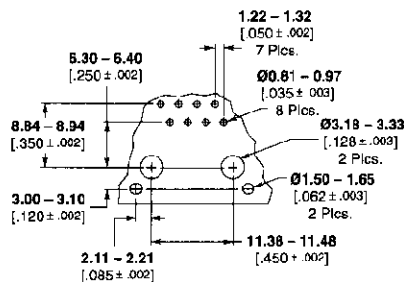


RJ45 Single Port (Continued)

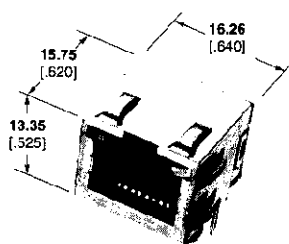
Side Entry, Face Shield, Through-hole


(Photo 109264-8)

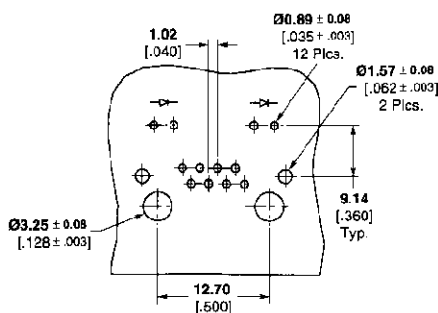

Recommended PC Board Layout

Pos./Contacts	(IR) Reflow Compatible	Panel Ground	Part Number	Keyed	Notes	Performance Level
8/8	—	—	555153-1	—	0.150 solder tail length	CAT 3
8/8	—	—	555153-5	—	0.110 solder tail length	CAT 3
8/8	—	—	555153-6	—	0.090 solder tail length	CAT 3
8/8	Y	—	406429-1	—		CAT 3
8/8	—	Y	555141-1	—		CAT 3
8/8	—	—	556591-1	Y		CAT 3

Note: Shielded product with panel grounds always contains PCB grounds.

Side Entry, Shielded, Through-hole, with LEDs


(Photo 109264-1)


Recommended PC Board Layout

See page 620 for product specifications.

Pos./Contacts	Panel Grounds	Solder Tail Length	Part Number	Performance Level
8/8	Y	2.54 [.100]	406549-X ¹	CAT 5 (2 Pair 1-2, 3-6)

Note: Shielded product with panel grounds always contains PCB grounds.
¹ For -X See page 620 for LED color combinations.