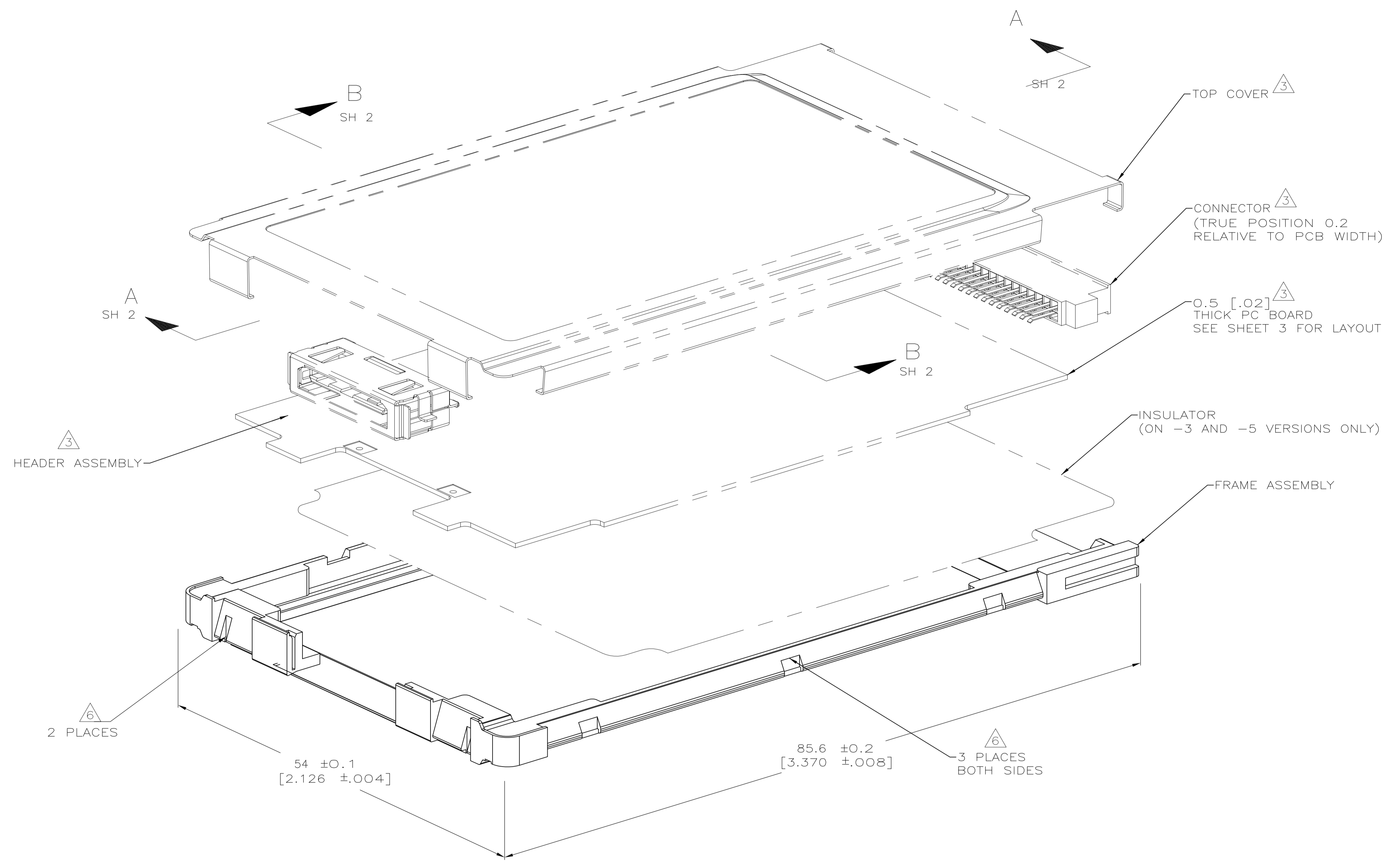


LOC	DIST	REVISIONS			
GP	00	REV	DESCRIPTION	DATE	BY
		H	REVISED PER 0513-0128-05	17OCT07	BM DG



- △ MATERIAL: FRAME -STAINLESS STEEL AND BLACK LCP MOLDING COMPOUND.
- 2. FRAME ASSEMBLY CONFORMS TO PCMCIA DIMENSIONAL STANDARDS.
- △ ITEMS INDICATED ARE SHOWN FOR REFERENCE ONLY AND NOT INCLUDED WITH KIT.
- △ RECESSED AREA SHALL ACCOMMODATE A LABEL SIZE OF 38.8 [1.528] X 62 [2.44], 0.08 [.003] MAXIMUM THICKNESS. RECESSED AREA IS LOCATED ON BOTTOM COVER.
- △ DIMENSION APPLIES TO AREA UNDER LABEL RECESS.
- △ SLOTS FOR TOOL TO REMOVE COVER.
- △ DIMENSIONS APPLY WHEN 6.0 [.236] WIDE CONNECTOR IS USED.
- △ DIMENSIONS APPLY WHEN 6.6 [.260] WIDE CONNECTOR IS USED.

VOLTAGE	DESCRIPTION	PART NUMBER
OBSOLETE 3.3V	△ WITH RECESSED AREA AND INSULATOR	558877-5
OBSOLETE 3.3V	△ WITH RECESSED AREA	558877-4
5V	△ WITH RECESSED AREA AND INSULATOR	558877-3
OBSOLETE 5V	△ WITHOUT RECESSED AREA	558877-2
5V	△ WITH RECESSED AREA	558877-1

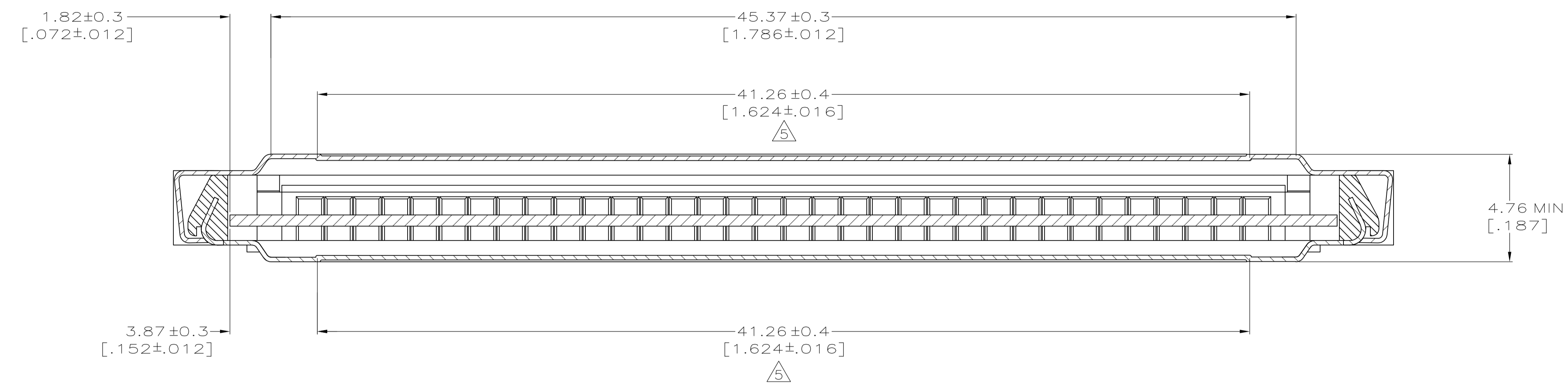
THIS DRAWING IS A CONTROLLED DOCUMENT.

DIMENSIONS: mm [INCHES]	TOLERANCES UNLESS OTHERWISE SPECIFIED:	0. PLC ± -	1. PLC ± -	2. PLC ± -	3. PLC ± -	4. PLC ± -	ANGLES ± -
-------------------------	--	------------	------------	------------	------------	------------	------------

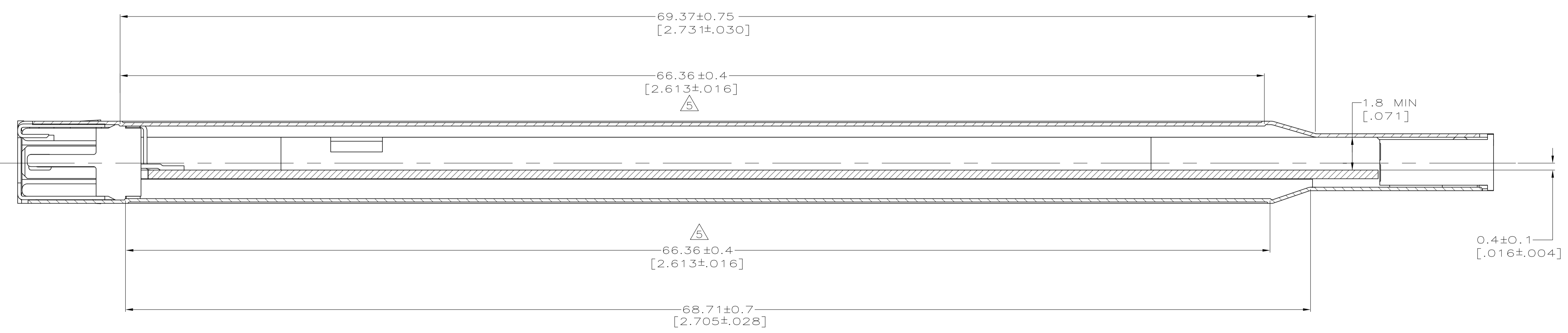
MATERIAL: △ FINISH: -

THIS DRAWING IS A CONTROLLED DOCUMENT. **OBsolete NOT THE LATEST REVISION**

DIN C. YATES 28-MAR-95	Tyco Electronics Corporation Harrisburg, PA 17105-3608
CHK D. AHERON 16-JUN-95	
APP'D M. DERSTINE 16-JUN-95	
PRODUCT SPEC	FRAME ASSEMBLY, SHIELDED, TYPE II, SERIES III
APPLICATION SPEC	
WEIGHT	A1 00779 C=558877
CUSTOMER DRAWING	SCALE: 4:1 SHEET 1 OF 3 REV H

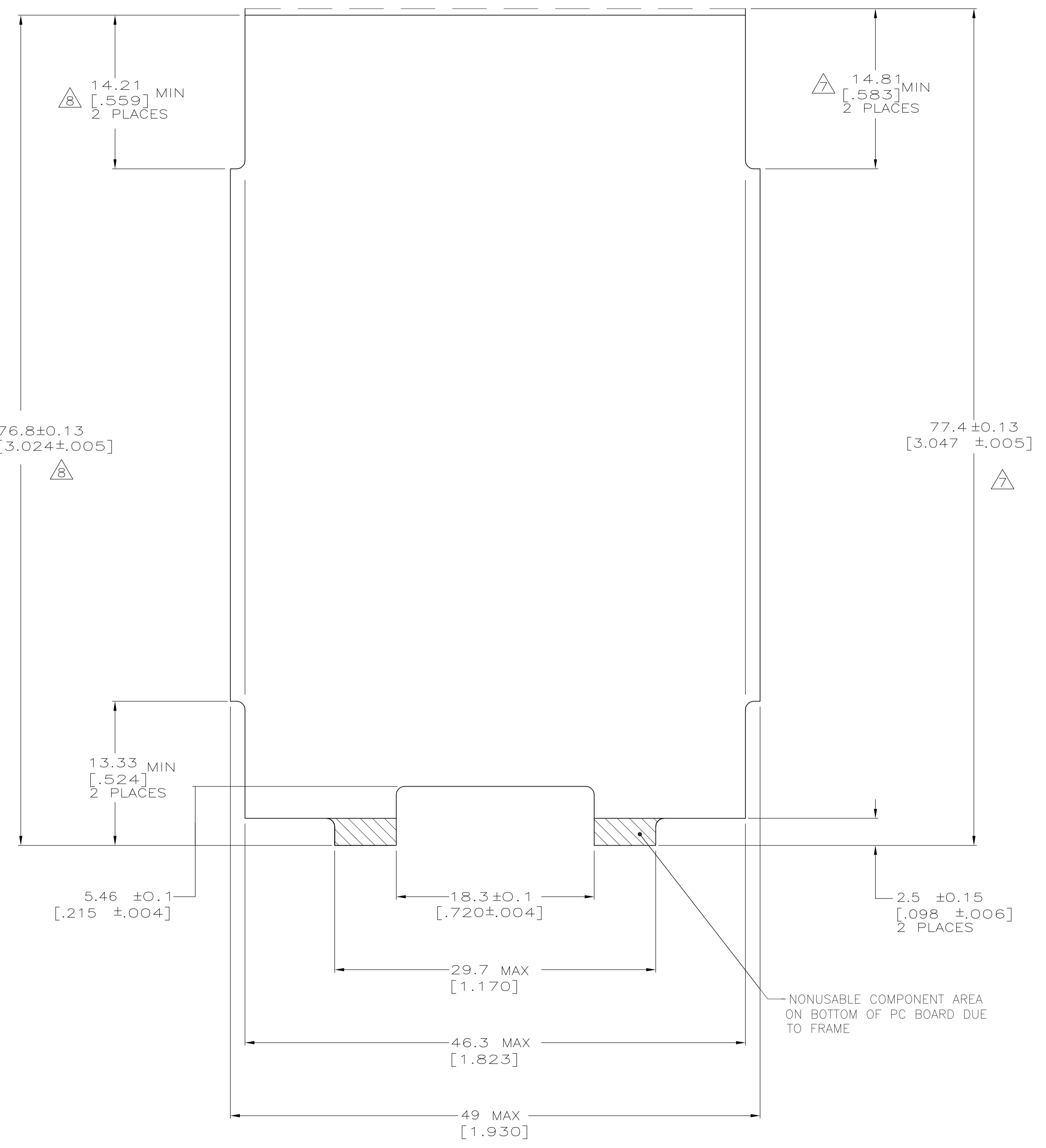
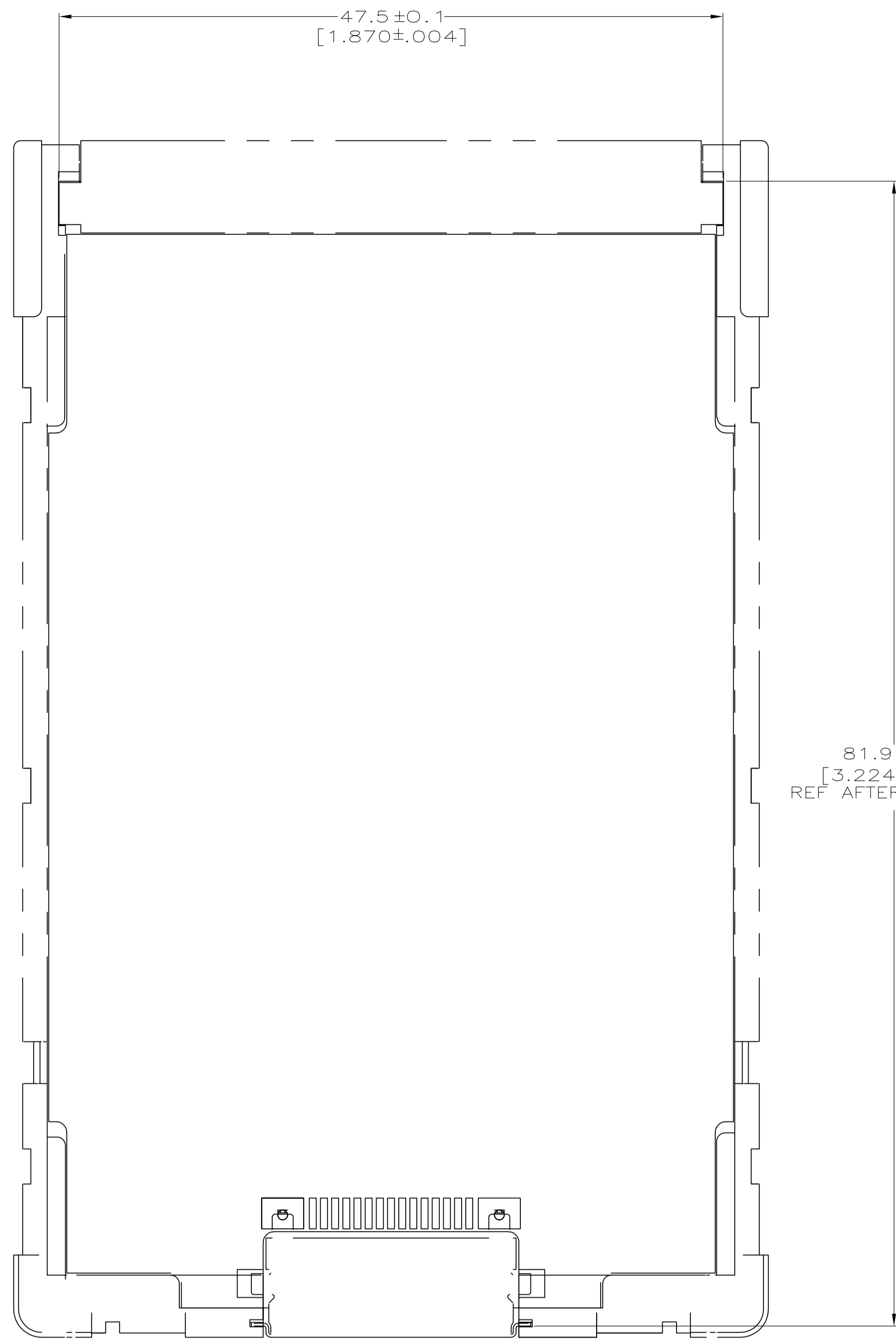


SECTION B-B
 SCALE 8:1
 ROTATED



SECTION A-A
 SCALE 8:1
 ROTATED

THIS DRAWING IS A CONTROLLED DOCUMENT.		DN C. YATES	28-MAR-95	Tyco Electronics Corporation Harrisburg, PA 17105-3608	
DIMENSIONS: mm [INCHES]		CHK D. AHERON	16-JUN-95	NAME FRAME ASSEMBLY, SHIELDED, TYPE II, SERIES III	
TOLERANCES UNLESS OTHERWISE SPECIFIED:		APVD M. DERSTINE	16-JUN-95	RESTRICTED TO	
0. PLC ± -	1. PLC ± -	PRODUCT SPEC		SIZE A1	
2. PLC ± -	3. PLC ± -	APPLICATION SPEC		CAGE CODE 00779	
4. PLC ± -	ANGLES ± -	WEIGHT		DRAWING NO 558877	
MATERIAL △	FINISH -	CUSTOMER DRAWING		SCALE 4:1 SHEET 2 OF 3 REV H	



NONUSABLE COMPONENT AREA ON BOTTOM OF PC BOARD DUE TO FRAME

SUGGESTED PC BOARD LAYOUT

THIS DRAWING IS A CONTROLLED DOCUMENT.		DIN C. YATES 28-MAR-95	Tyco Electronics Corporation Harrisburg, PA 17105-3608	
DIMENSIONS: mm [INCHES]		CHK D. AHERON 16-JUN-95	NAME M. DERSTINE 16-JUN-95	
TOLERANCES UNLESS OTHERWISE SPECIFIED:		PRODUCT SPEC		
0. PLC ± -	1. PLC ± -	APPLICATION SPEC		
2. PLC ± -	3. PLC ± -	SIZE CAGE CODE DRAWING NO		
4. PLC ± -	ANGLES ± -	RESTRICTED TO		
MATERIAL	FINISH	WEIGHT	A1 00779 C=558877	
		CUSTOMER DRAWING		SCALE 4:1 SHEET 3 OF 3 REV H