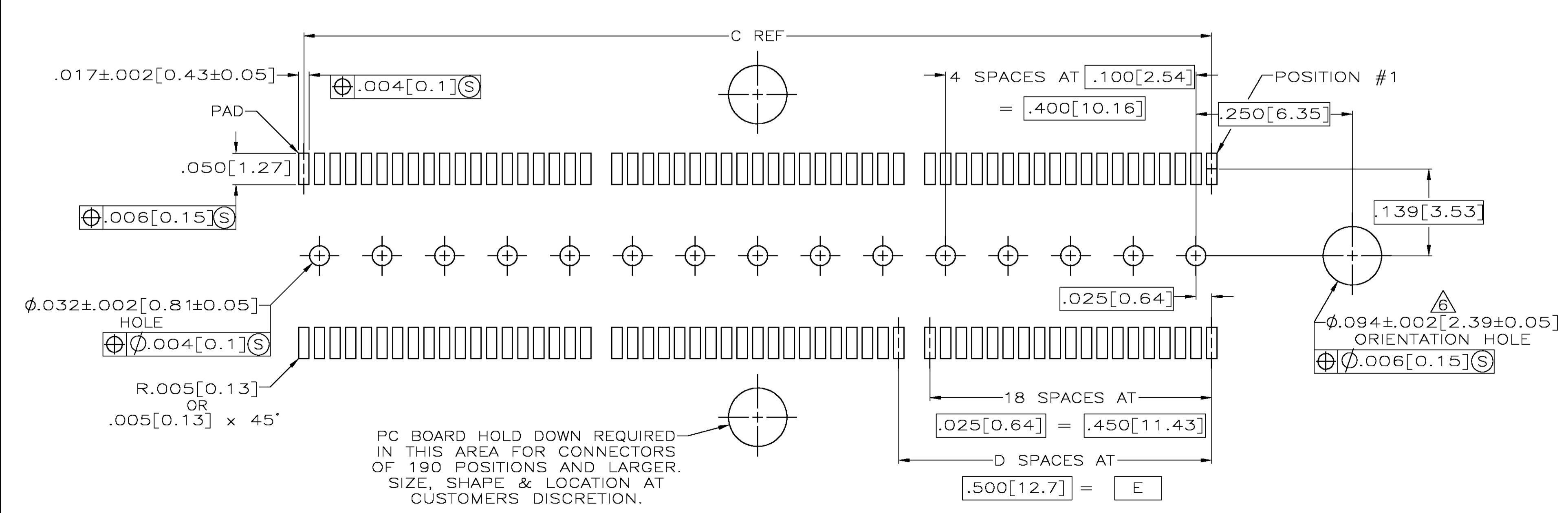
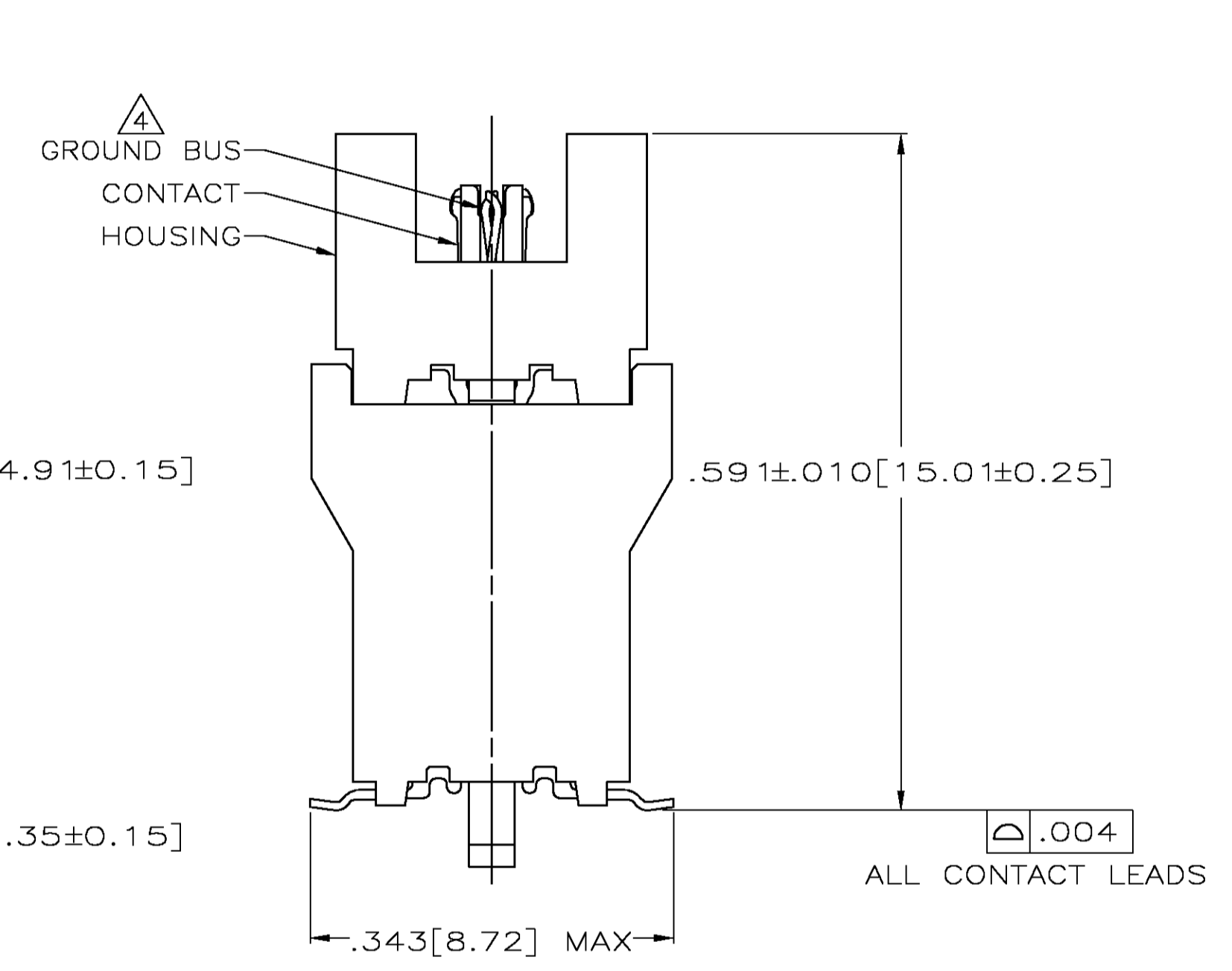
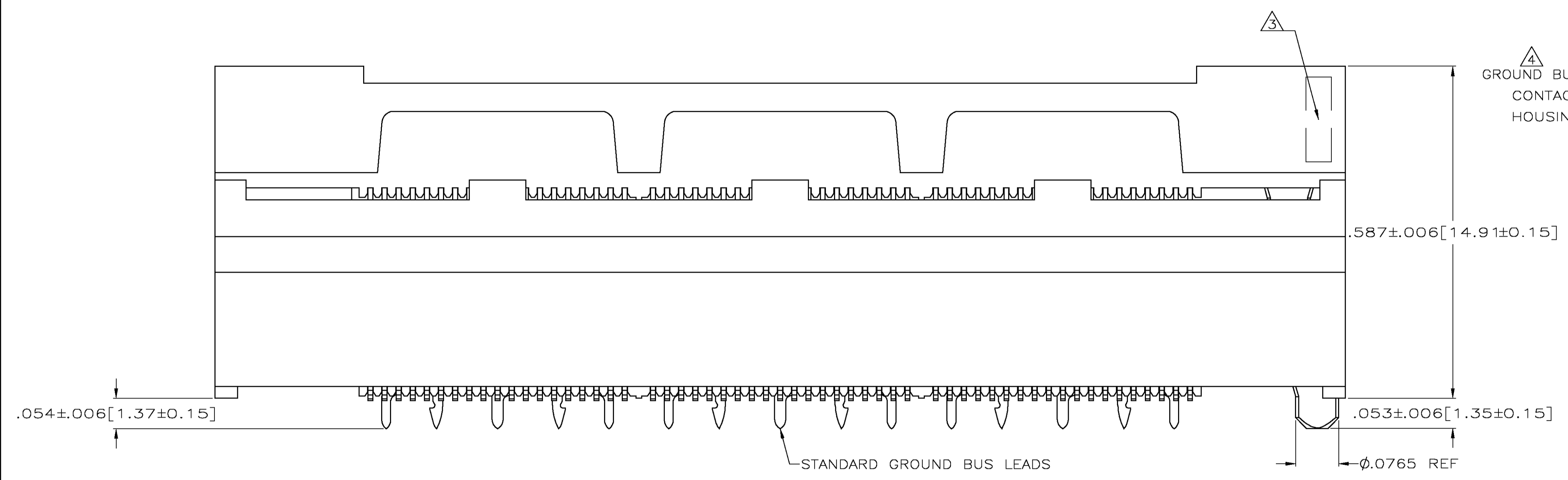


- △ HOUSING: LIQUID CRYSTAL POLYMER, COLOR BLACK.
CONTACTS: HIGH RELIABILITY COPPER ALLOY.
GROUND BUSES: PHOSPHOR BRONZE ALLOY, UNS C51100.
- △ CONTACTS & GROUND BUSES: .000005[0.00013] MIN. GOLD PER ASTM B 488 OVER, .000030(0.00076) MIN. PALLADIUM NICKEL ON CONTACT AREA, .000150-.000250(0.00381-0.00635) MATTE TIN PER ASTM B 545 ON LEADS, ALL OVER .000075-.000175 (0.00191-0.00445) MATTE NICKEL PER SAE AMS-QQ-N-290.
- △ DATE CODE MARKED IN AREA INDICATED ON SIDE OPPOSITE POSITION #1.
- △ ONE GROUND BUS WITH 5 TAILS PER EACH MODULE.
- △ TOLERANCE NON-ACCUMULATIVE.
- △ FOR SLIP-FIT APPLICATIONS, ORIENTATION HOLE TO BE $\phi.079\pm.001[2.00\pm0.03]$.



3.000[76.2]	6	3.450[87.63]	3.900[99.06]	4.000[101.6]	266	5767094-7
2.500[63.5]	5	2.950[74.93]	3.400[86.36]	3.500[88.9]	228	5767094-6
2.000[50.8]	4	2.450[62.23]	2.900[73.66]	3.000[76.2]	190	5767094-5
1.500[38.1]	3	1.950[49.53]	2.400[60.96]	2.500[63.5]	152	5767094-4
1.000[25.4]	2	1.450[36.83]	1.900[48.26]	2.000[50.8]	114	5767094-3
.500[12.7]	1	.950[24.13]	1.400[35.56]	1.500[38.1]	76	5767094-2
.000[0]	0	.450[11.43]	.900[22.86]	1.000[25.4]	38	5767094-1
E	D	C	B	A	NO OF POS	PART NUMBER

RECOMMENDED PC BOARD LAYOUT (VIEWED FROM CONNECTOR SIDE)

THIS DRAWING IS A CONTROLLED DOCUMENT.

DIMENSIONS: INCHES	TOLERANCES UNLESS OTHERWISE SPECIFIED:	0 PLC ± -	1 PLC ± -	2 PLC ± -	3 PLC ± -	4 PLC ± .005(0.13)	ANGLES ± -
MATERIAL	FINISH	APPROVED: G. ATTADIA - 26 OCT 04		CHK: D. DIXON - 26 OCT 04		NAME: D. DIXON	
CUSTOMER DRAWING		SCALE: 1:1		SHEET: 1 OF 1		REV: 0	

RECEIPTABLE ASSEMBLY, .355[9.02] VERTICAL, .025[0.64] CENTER LINE, MICTOR

TYCO ELECTRONICS CORPORATION
 HARRISBURG, PA 17105-3608

00779 ©=5767094