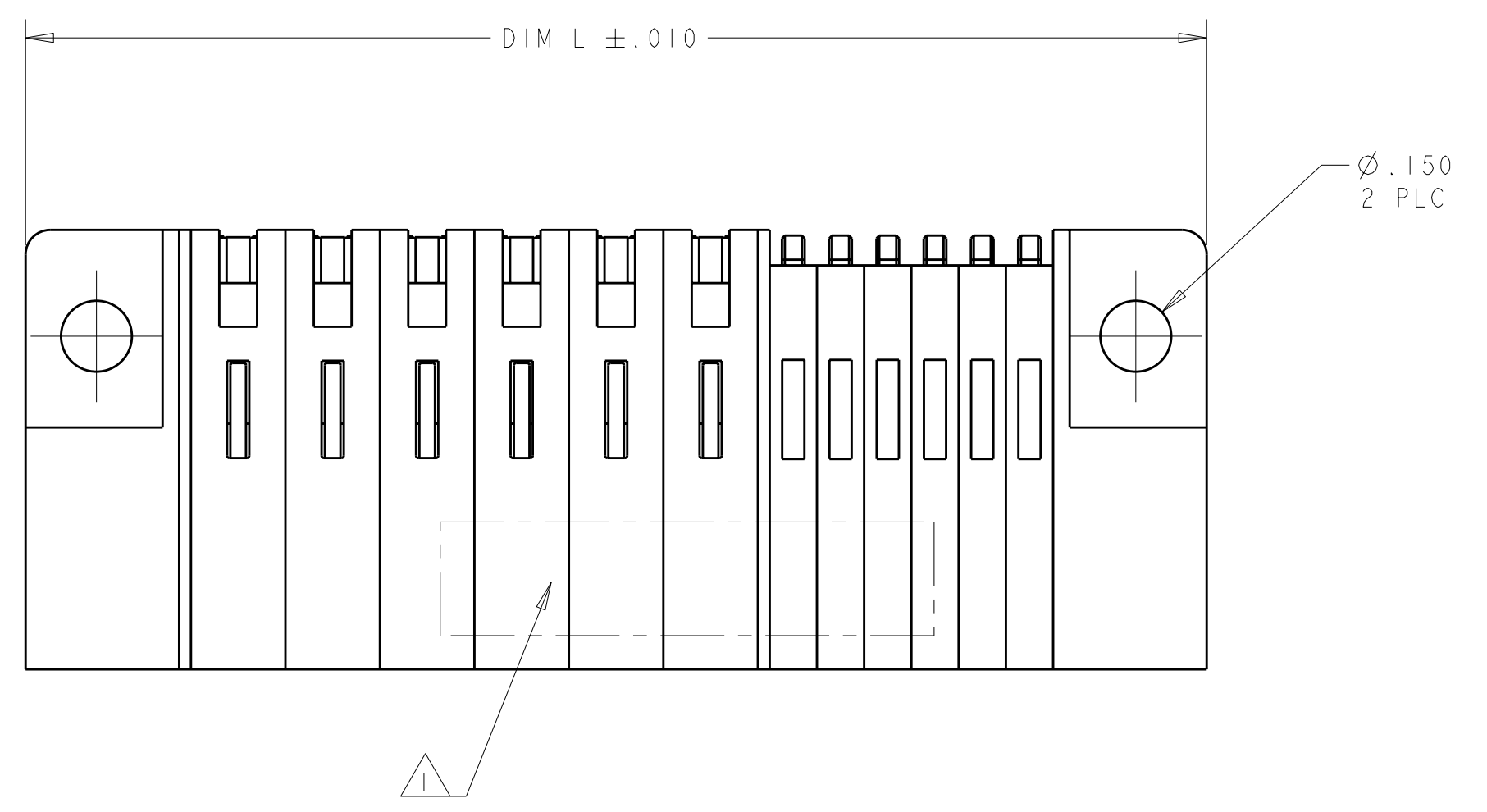
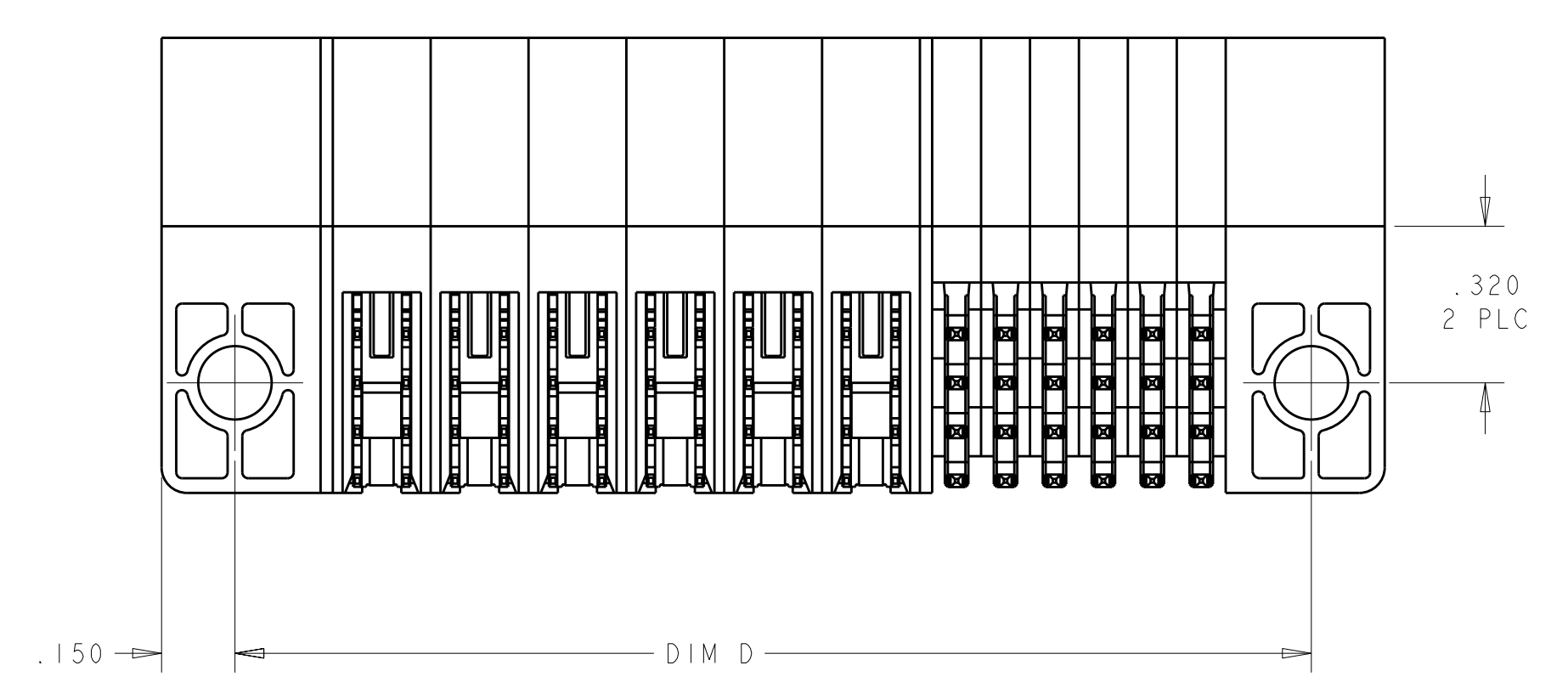
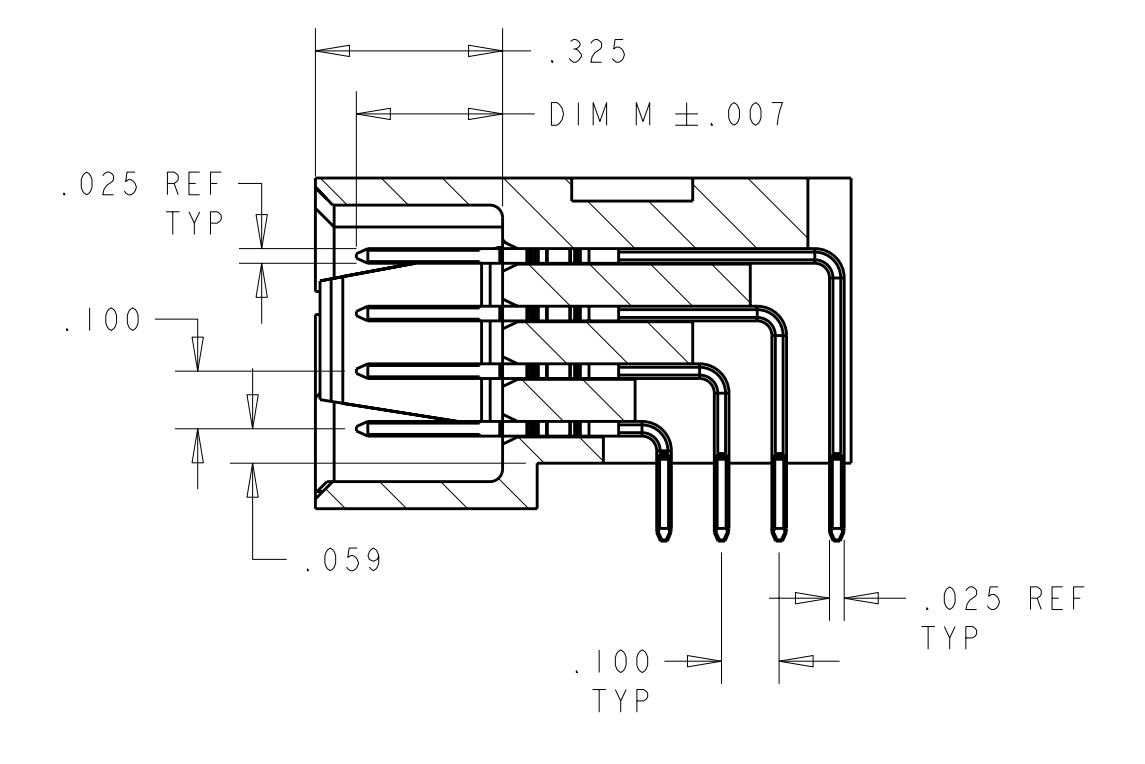
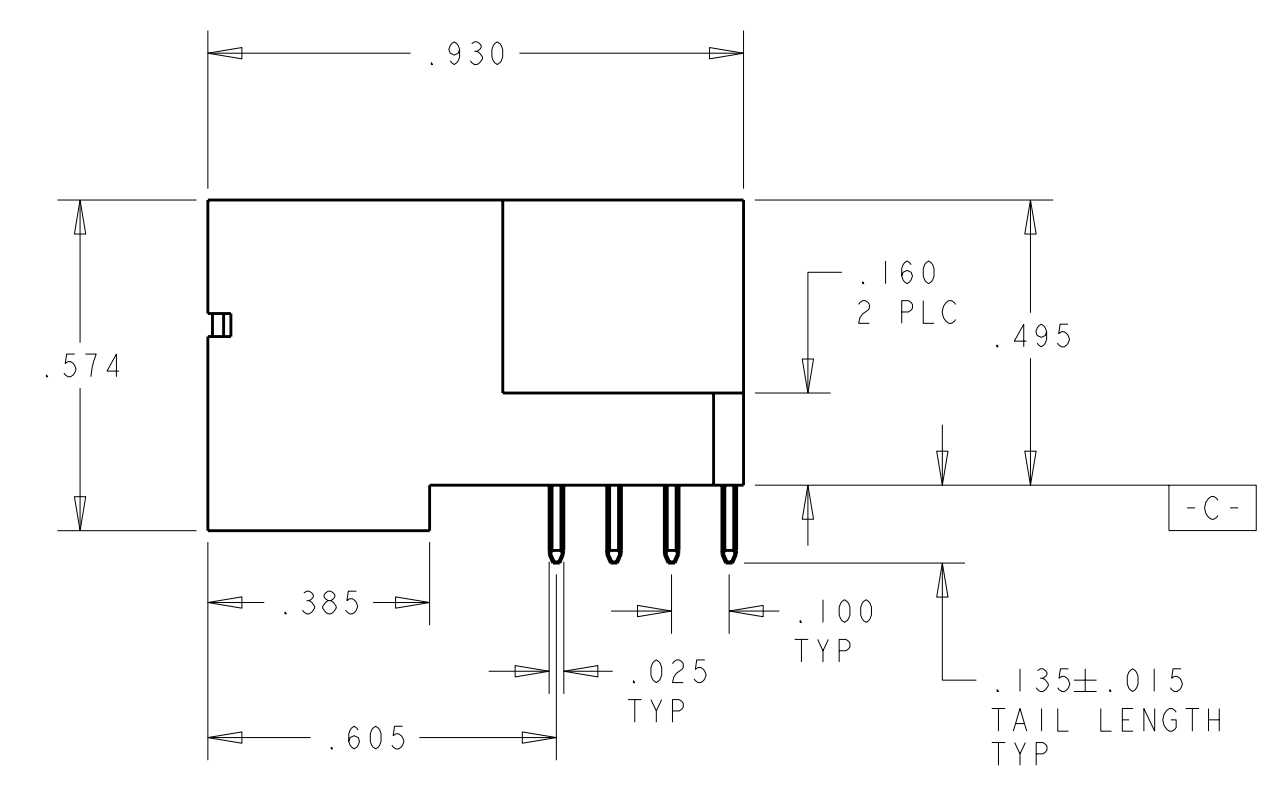
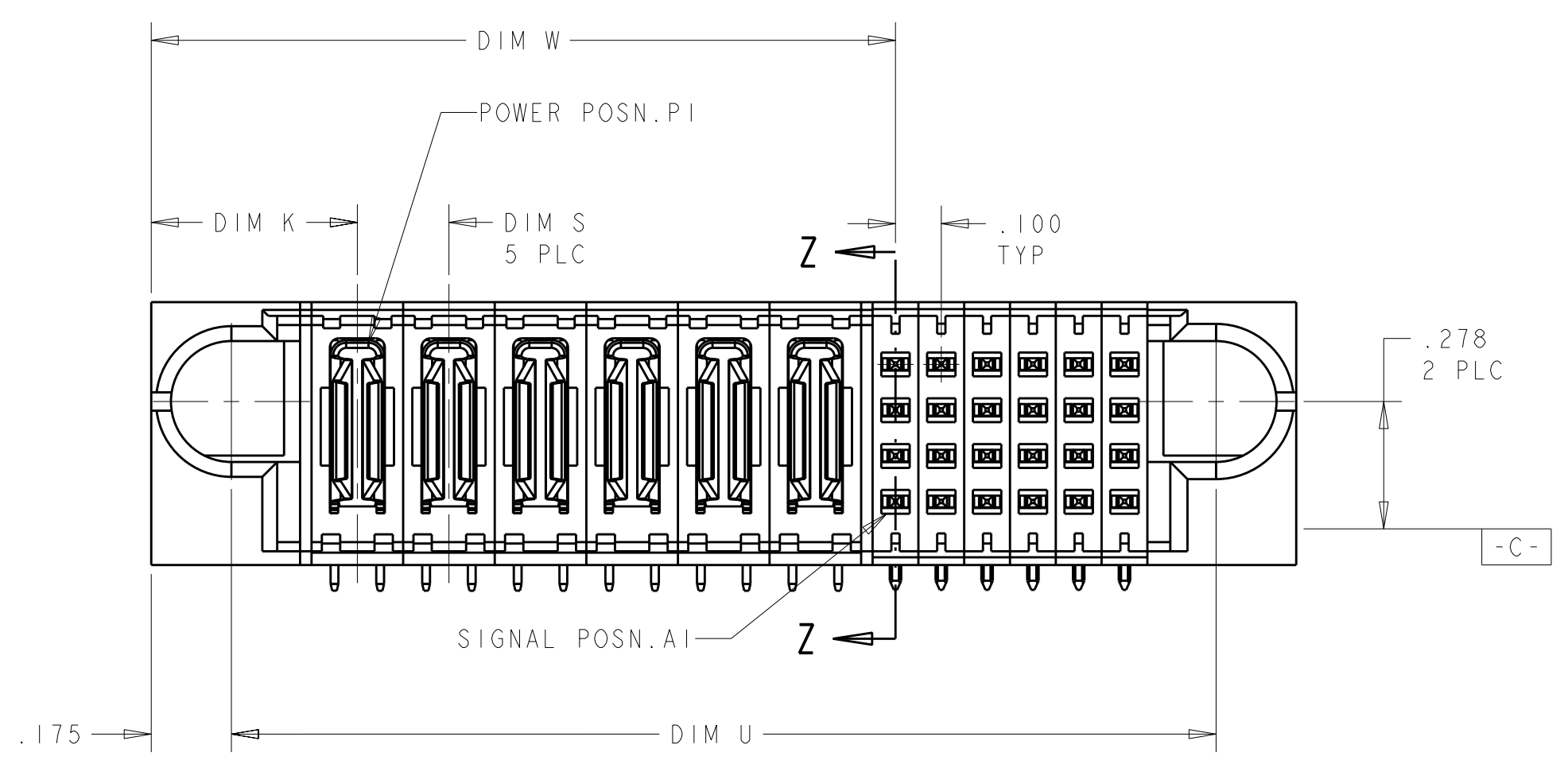


LOC	DIST	REV	DATE	BY	APPD
ES	00				
B1		REV PER ECR-09-007093	21MAR2009	HL	SY
B2		REV PER ECR-20-019428	14SEP2010	AY	SY
B3		REV PER ECR-11-003097	12FEB2011	ML	SY
B4		DESIGN IMPROVEMNET	11MAR2011	ML	SZ



- 1 PART NUMBER AND DATE CODE MARKED IN AREA SHOWN.
- 2 MATERIAL:
HOUSING: GLASS FILLED HIGH TEMP. THERMO PLASTIC, UL94 V-0
SIGNAL CONTACT: COPPER ALLOY
POWER CONTACT: HIGH CONDUCTIVITY COPPER ALLOY
- 3 CONTACT PLATING:
SIGNAL CONTACT - .000050 MIN Ni UNDER ALL.
.000030 MIN Au ON CONTACT AREA.
.000100 MIN Sn AT PCB INTERFACE.
POWER CONTACT - .000050 MIN Ni UNDER ALL.
.000030 MIN Au ON CONTACT AREA.
.000100 MIN Sn AT PCB INTERFACE.
- 4 MECHANICAL CONNECTOR KEEP OUT ZONE.
- 5 DATUM AND BASIC DIMENSIONS ESTABLISHED BY CUSTOMER.
- 6 PCB - ALL HOLE DIAMETERS ARE FINISHED HOLE SIZES.
- 7 PCB - .0453±.0010 DRILLED HOLES PLATED WITH .0003 MIN Sn OVER .001 TO .003 Cu PLATING TO ACHIEVE A .040±.003 HOLE.
- 8 FOR VARIABLE DIMENSIONS PLEASE REFER TO TABLE.



B3	8	3.175	2.825	2.875	2.300	.475	3ACP + 4P + 24S	6600112-7	
B3	8	4.225	3.875	3.925	3.550	1.025	3ACP + 9P + 16S	6600112-6	
B3	8	4.225	3.875	3.925	3.550	.475	3ACP + 9P + 16S	6600112-5	
B2	8	.250	2.250	1.900	1.950	1.375	4P + 24S	6600112-4	
	8	3.050	2.700	2.750	2.275	.450	4ACP + 3P + 20S	6600112-3	
	8	.300	1.950	1.600	1.650	.475	3ACP + 16S	6600112-2	
	8	.200	2.500	2.150	2.200	.450	6P + 24S	6600112-1	
		DIM S	DIM L	DIM U	DIM D	DIM W	DIM K	DESCRIPTION	PART NUMBER

THIS DRAWING IS UNPUBLISHED. RELEASED FOR PUBLICATION BY TYCO ELECTRONICS CORPORATION, ALL RIGHTS RESERVED.

DIMENSIONS: INCHES TOLERANCES UNLESS OTHERWISE SPECIFIED:
 9 PLC ±.01
 1 PLC ±.01
 5 PLC ±.005
 4 PLC ±.0020
 ANGLES ±.0020

MATERIAL: 2 FINISH: 3

DWN: T. YU 30MAY2008
 CHK: S. ZHAO 30MAY2008
 APPD: S. ZHAO

PRODUCT SPEC: 108-1973
 APPLICATION SPEC: 114-13038

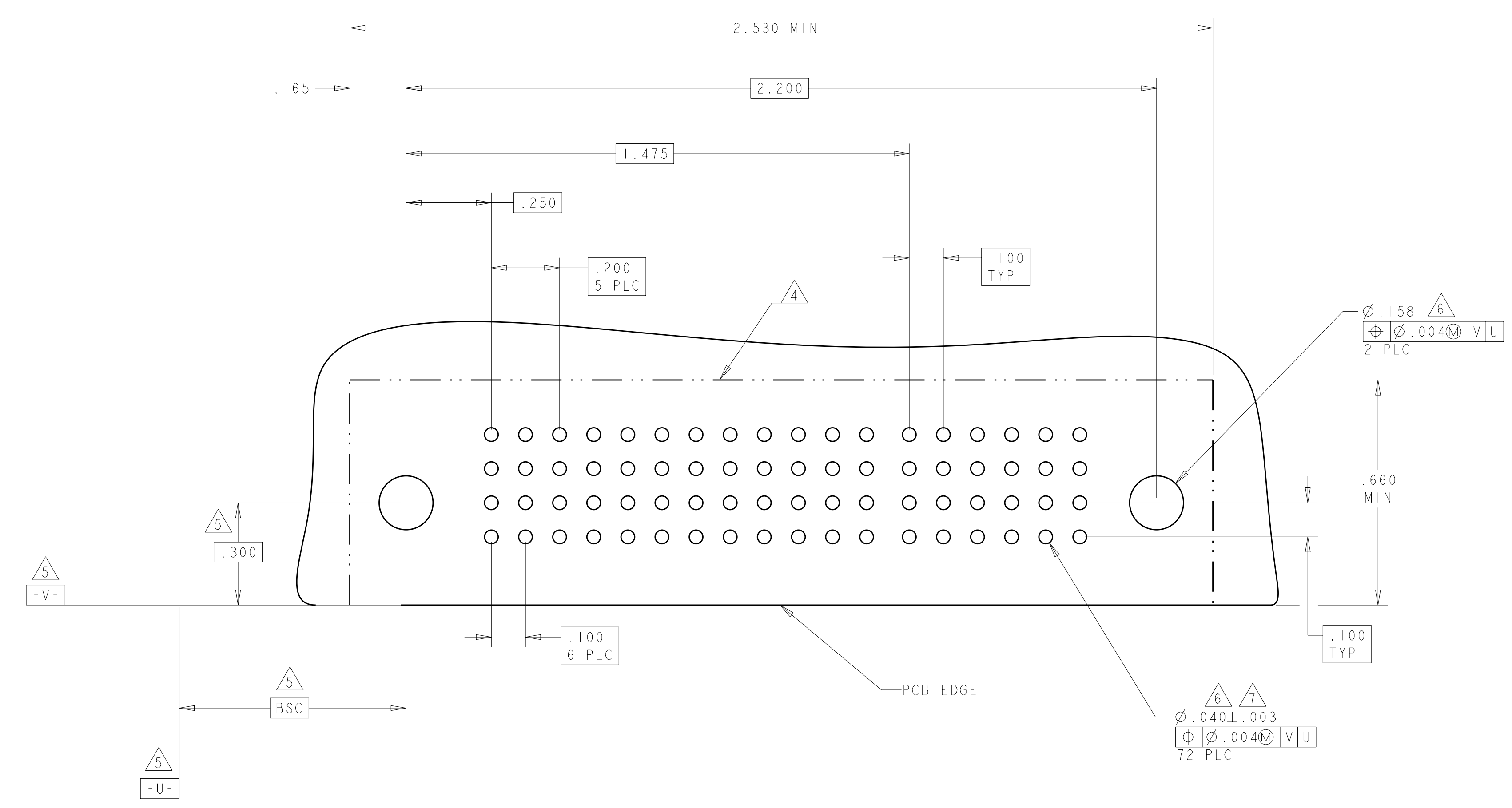
NAME: RIGHT ANGLE HEADER ASSEMBLY WITH MOUNTING HOLES, DUAL BEAM POWER, MULTI-BEAM XL

SIZE: CAGE CODE DRAWING NO: A100779 C=6600112
 RESTRICTED TO: -

CUSTOMER DRAWING SCALE: 4:1 SHEET 1 OF 5 REV: B4

LOC	DIST	REVISIONS			
ES	00	REV	DATE	BY	APPD
		1	SEE SHEET 1		

PART NUMBER	ROWS	POWER						SIGNAL					
		P1	P2	P3	P4	P5	P6	1	2	3	4	5	6
6600112-1	D C B A	PS	PS	PS	PS	PS	PS	J	J	J	J	J	J
								K	K	K	K	K	K
								N	N	N	N	N	N
6P + 24S								H	H	H	H	H	



STD	J	.135	D	.254
STD	K	.135	C	.254
STD	N	.135	B	.254
STD	S	.135	A	.254
MLBF	E	.135	D	.204
MLBF	F	.135	C	.204
MLBF	G	.135	B	.204
MLBF	H	.135	A	.204
MATING SEQUENCE	CODE	TAIL LENGTH	ROW	DIM M
SIGNAL CONTACT				

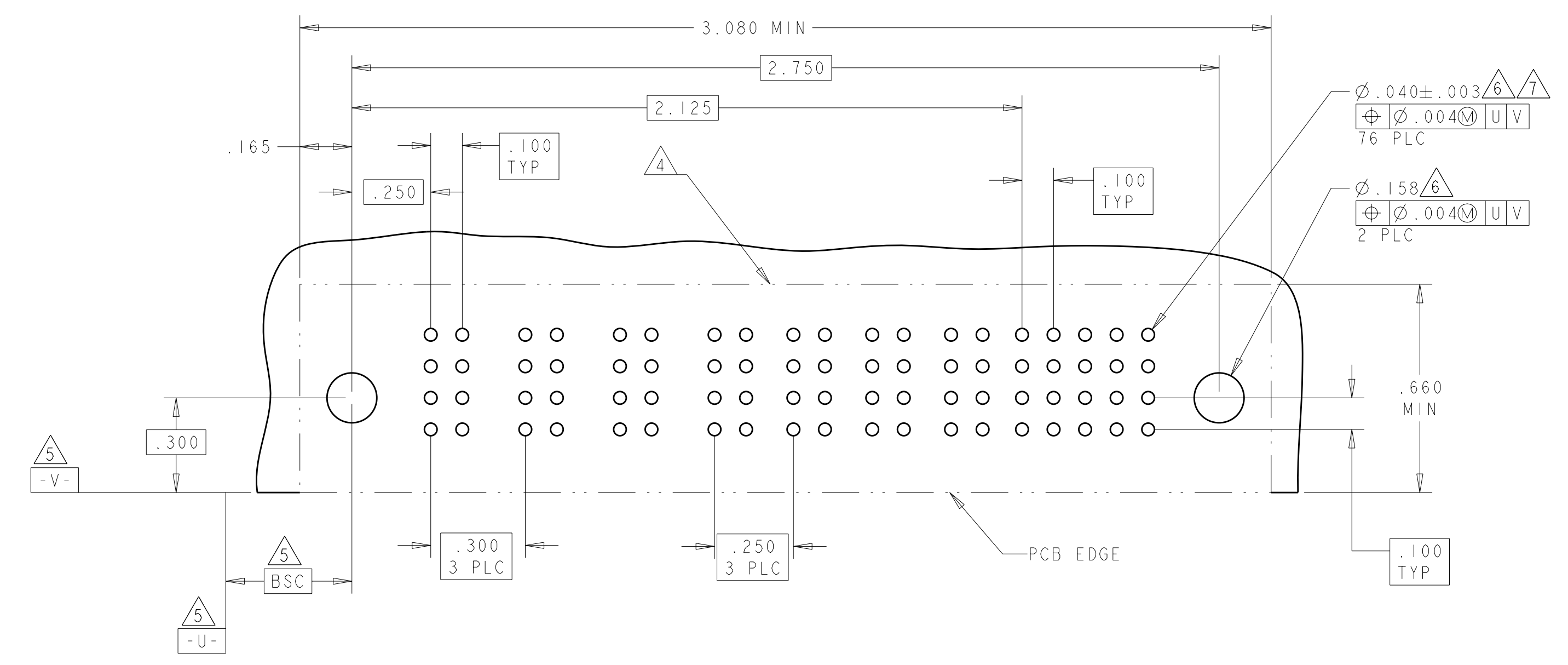
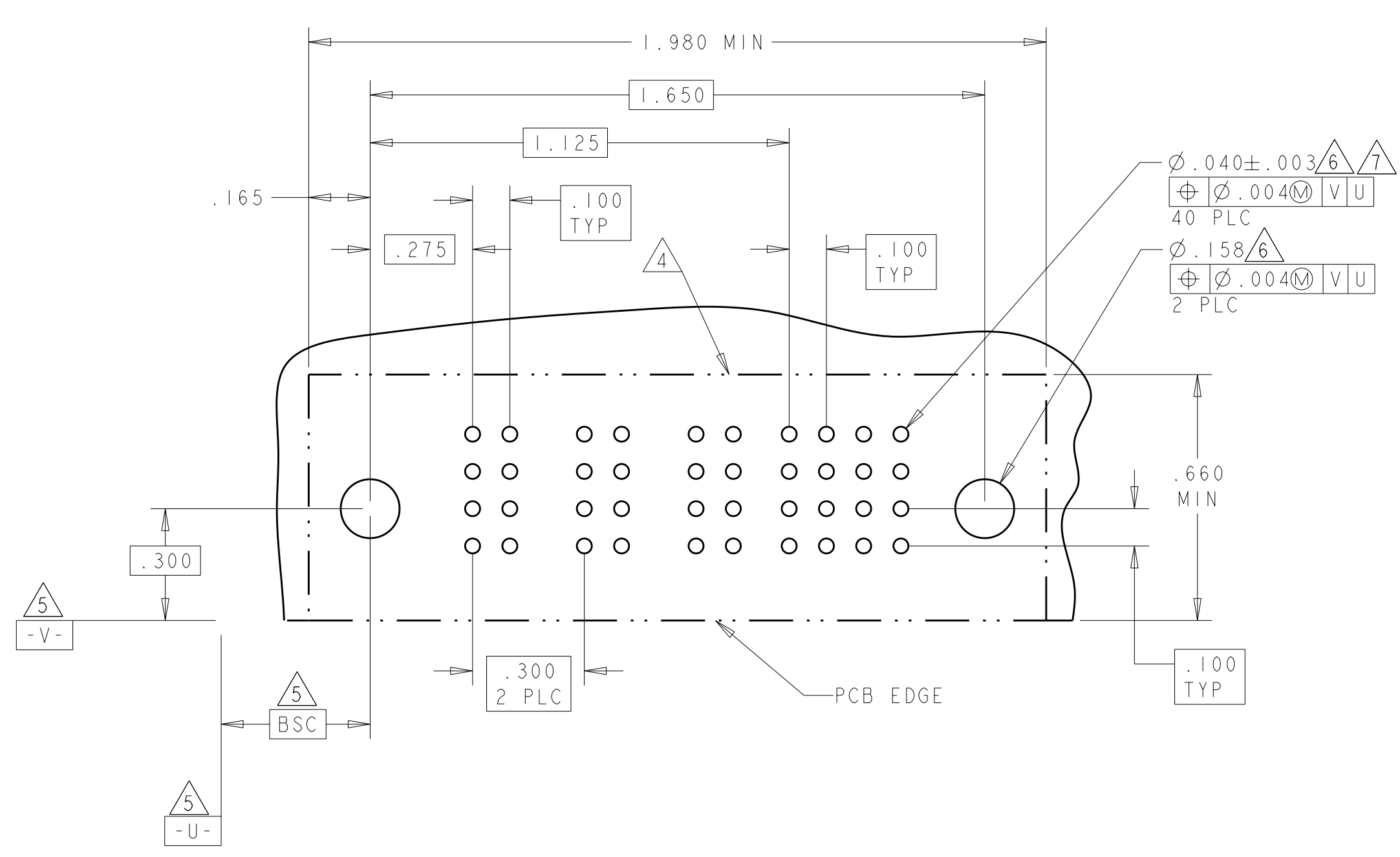
PS	.135
CODE	TAIL LENGTH
POWER CONTACT	

DIMENSIONS: INCHES TOLERANCES UNLESS OTHERWISE SPECIFIED: 9 PLC ±.01 5 PLC ±.005 4 PLC ±.0020 ANGLES ±.02° FINISH -		DWN T. YU 30MAY2008 CHK S. ZHAO 30MAY2008 APVD - PRODUCT SPEC 108-1973 APPLICATION SPEC 114-13038 WEIGHT - CUSTOMER DRAWING	Tyco Electronics Corporation Shanghai, P.R.China, 200233 NAME: RIGHT ANGLE HEADER ASSEMBLY WITH MOUNTING HOLES, DUAL BEAM POWER, MULTI-BEAM XL SIZE: A1100779 CAGE CODE: C=6600112 SCALE: 4:1 SHEET 2 OF 5 REV: B4
---	--	---	---

LOC	DIST	REV	DATE	BY	APPD
ES	00				
DESCRIPTION			DATE	DWN	APPD
SEE SHEET 1					

PART NUMBER	ROWS	POWER			SIGNAL			
		P1	P2	P3	1	2	3	4
		PS	PS	PS	J	J	J	J
6600112-2	D C B A				K	K	K	K
					N	N	N	N
					S	S	S	S
3ACP + 16S								

PART NUMBER	ROWS	POWER							SIGNAL				
		P1	P2	P3	P4	P5	P6	P7	1	2	3	4	5
		PS	PS	PS	PS	PS	PS	PS	J	J	J	J	J
6600112-3	D C B A								K	K	K	K	K
									N	N	N	N	N
									H	S	S	S	S
4ACP + 3P + 20S													



DIMENSIONS: INCHES 		TOLERANCES UNLESS OTHERWISE SPECIFIED: 9 PLC ±. 1 PLC ±.01 2 PLC ±.01 3 PLC ±.01 4 PLC ±.0020 ANGLES ±.0020		DWN T. YU 30MAY2008 CHK S. ZHAO 30MAY2008 APVD PRODUCT SPEC 108-1973 APPLICATION SPEC 114-13038 WEIGHT CUSTOMER DRAWING		Tyco Electronics Corporation Shanghai, P.R.China, 200233 NAME RIGHT ANGLE HEADER ASSEMBLY WITH MOUNTING HOLES, DUAL BEAM POWER, MULTI-BEAM XL SIZE CAGE CODE DRAWING NO. 114-13038 RESTRICTED TO	
MATERIAL FINISH		DIMENSIONS: INCHES TOLERANCES UNLESS OTHERWISE SPECIFIED: 9 PLC ±. 1 PLC ±.01 2 PLC ±.01 3 PLC ±.01 4 PLC ±.0020 ANGLES ±.0020		DWN T. YU 30MAY2008 CHK S. ZHAO 30MAY2008 APVD PRODUCT SPEC 108-1973 APPLICATION SPEC 114-13038 WEIGHT CUSTOMER DRAWING		Tyco Electronics Corporation Shanghai, P.R.China, 200233 NAME RIGHT ANGLE HEADER ASSEMBLY WITH MOUNTING HOLES, DUAL BEAM POWER, MULTI-BEAM XL SIZE CAGE CODE DRAWING NO. 114-13038 RESTRICTED TO	

LOC	DIST	REV	DESCRIPTION	DATE	OWN	APVD
ES	00		SEE SHEET 1			

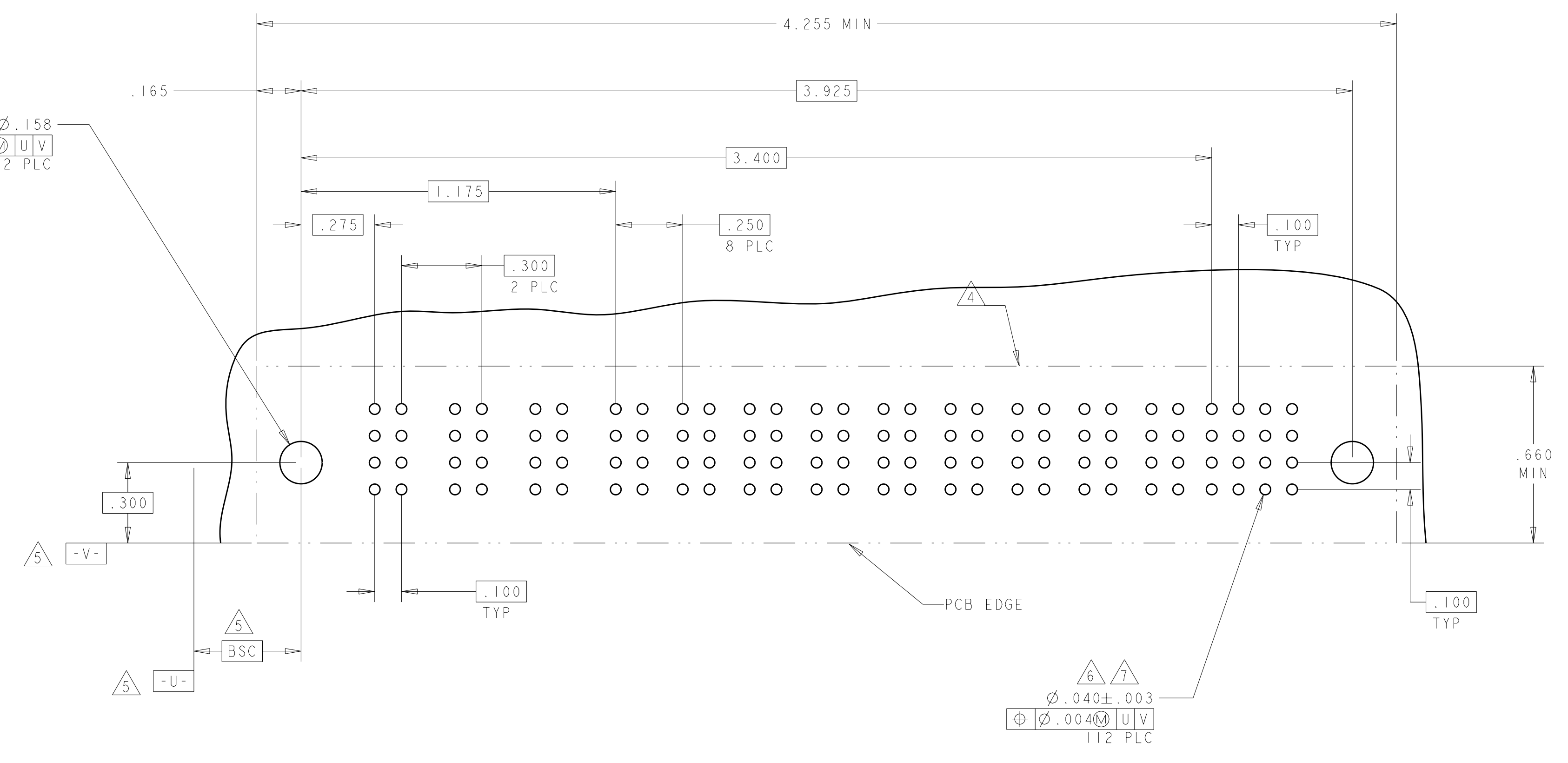
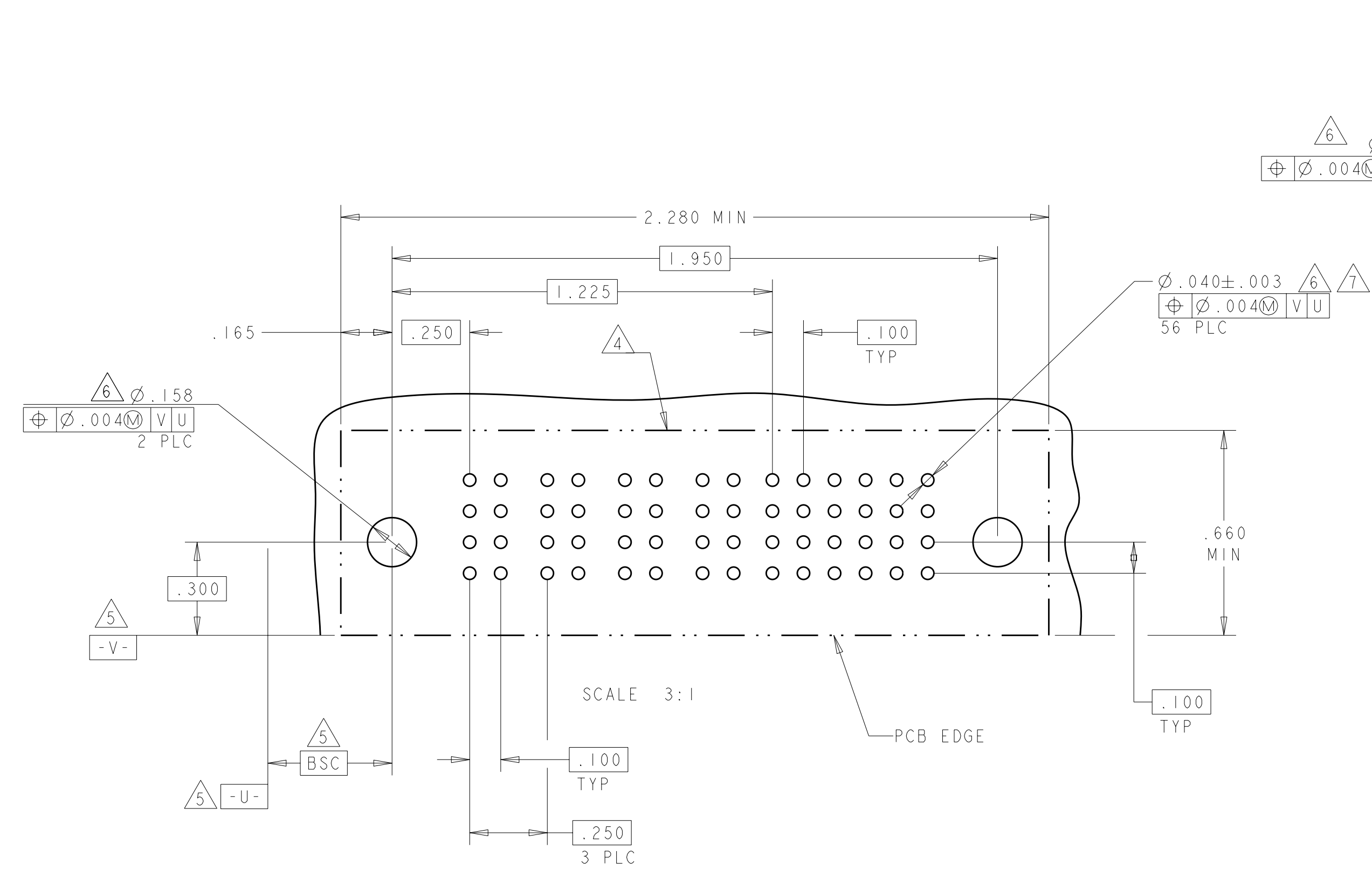
B2

PART NUMBER	ROWS	POWER				SIGNAL					
		P1	P2	P3	P4	1	2	3	4	5	6
6600112-4	D	PS	PS	PS	PS	J	J	J	J	J	J
	K					K	K	K	K	K	
	N					N	N	N	N	N	
C					S	S	S	S	S	S	
B											
A											
4P + 24S											

B3

PART NUMBER	ROWS	POWER												SIGNAL							
		P1	P2	P3	P4	P5	P6	P7	P8	P9	P10	P11	P12	1	2	3	4				
6600112-5	D	PS	PS	PS	PS	PS	PS	PS	PS	PS	PS	PS	PS	PS	PS	PS	PS	J	J	J	J
	K																	K	K	K	
	N																	N	N	N	
C																					
B																					
A																					
3ACP + 9P + 16S																					

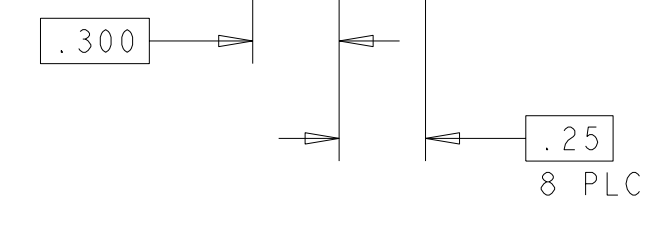
.300 3 PLC .250 8 PLC



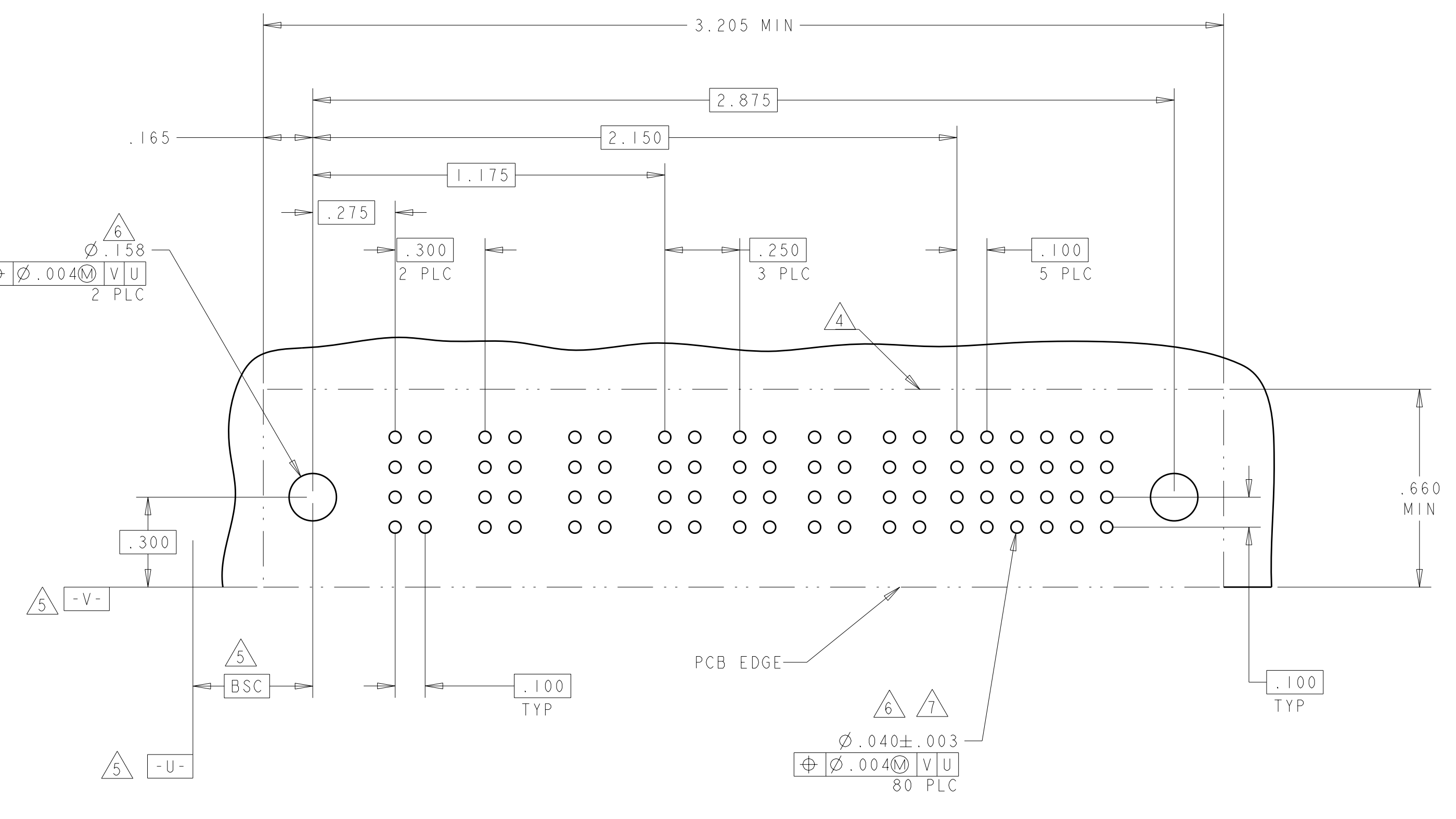
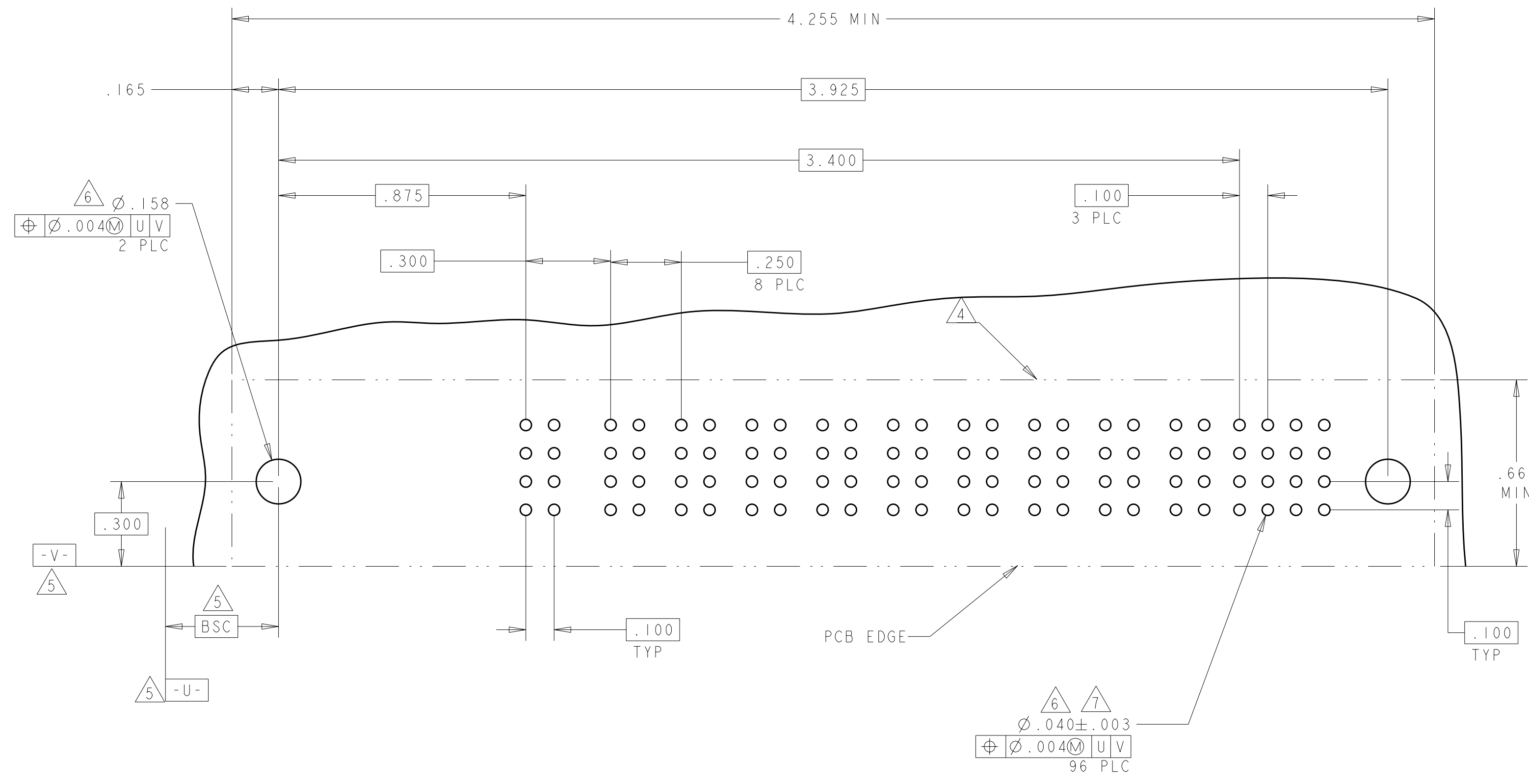
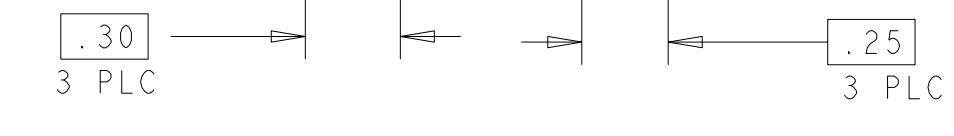
DIMENSIONS: INCHES 		TOLERANCES UNLESS OTHERWISE SPECIFIED: 9 PLC ±.01 7 PLC ±.01 5 PLC ±.005 4 PLC ±.0020 ANGLES ±.0020 FINISH		DWN: T. YU 30MAY2008 CHK: S. ZHAO 30MAY2008 APVD:		Tyco Electronics Tyco Electronics incorporation Shanghai, P.R.China. 200233	
MATERIAL:		WEIGHT:		PRODUCT SPEC: 108-1973 APPLICATION SPEC: 114-13038		NAME: RIGHT ANGLE HEADER ASSEMBLY WITH MOUNTING HOLES, DUAL BEAM POWER, MULTI-BEAM XL SIZE: A100779C=6600112 CAGE CODE:	
CUSTOMER DRAWING		SCALE: 4:1		SHEET: 4 OF 5		REV: B4	

LOC	DIST	REV	DATE	BY	APPD
ES	00				
DESCRIPTION			DATE	BY	APPD
SEE SHEET 1					

PART NUMBER	ROWS	POWER											SIGNAL			
		P1	P2	P3	P4	P5	P6	P7	P8	P9	P10	P11	P12	1	2	3
6600112-6	D												J	J	J	J
	C			PS	PS	PS	PS	PS	PS	PS	PS	PS	K	K	K	K
	B												N	N	N	N
	A												S	S	S	H



PART NUMBER	ROWS	POWER							SIGNAL					
		P1	P2	P3	P4	P5	P6	P7	1	2	3	4	5	6
6600112-7	D								E	E	J	J	J	E
	C			PS	PS	PS	PS	PS	K	F	F	F	K	F
	B								N	G	G	G	N	G
	A								S	H	S	S	H	H



<small>THIS DRAWING IS UNPUBLISHED. RELEASED FOR PUBLICATION BY TYCO ELECTRONICS CORPORATION. ALL RIGHTS RESERVED.</small>		DWN: T.YU 30MAY2008 CHK: S.ZHAO 30MAY2008 APVD: -	Tyco Electronics Corporation Shanghai, P.R.China, 200233
DIMENSIONS: INCHES 	TOLERANCES UNLESS OTHERWISE SPECIFIED: 9 PLC ±. 1 PLC ±.01 5 PLC ±.005 4 PLC ±.0020 ANGLES ±.020	PRODUCT SPEC: 108-1973 APPLICATION SPEC: 114-13038 WEIGHT: -	NAME: RIGHT ANGLE HEADER ASSEMBLY WITH MOUNTING HOLES, DUAL BEAM POWER, MULTI-BEAM XL SIZE: 114-13038 CAGE CODE: A100779 DRAWING NO: C=6600112
MATERIAL: -	FINISH: -	CUSTOMER DRAWING	SCALE: 4:1 SHEET: 5 OF 5 REV: B4