


**HD-20 All-Plastic Right-Angle Posted Connectors 318 Mount (Continued)**

Post Size—.026 [0.66] Dia.

Receptacle—Without Boardlocks



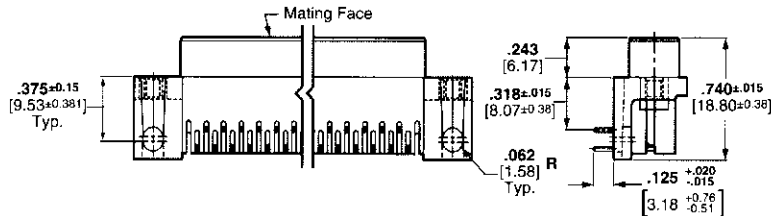
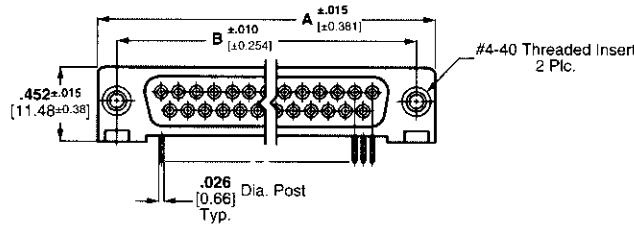
With Standard Mounting Holes



With Threaded Insert



With Fixed Female Screwlock



**Material and Finish:**

**Housing**—94V-0 rated thermoplastic, black

**Threaded Inserts**—Zinc, chromate coated

**Female Screwlocks**—Zinc, chromate coated

**Socket Contacts (Posted)**—Phosphor bronze, duplex plated as follows:

**A**—.000030 [0.00076] gold on mating end, tin-lead on termination end, with entire contact nickel underplated

**B**—Gold flash on mating end, tin-lead on termination end, with entire contact nickel underplated

**Technical Documents:**

**Product Specification**—108-40025

**Application Specification**—114-40015

**See customer drawings for printed circuit board layouts.**

Shell Size	No. of Contact Positions	Dimensions		Contact Finish (Plating Code)	Part Numbers		
		A	B		With Threaded Inserts	With Fixed Female Screwlocks	With .125 [3.18] Mounting Holes
1	9	1.213	.984	A	745394-2	745395-2	—
		30.81	24.99	B	—	—	745131-1
2	15	1.541	1.312	A	—	745396-2	745271-2
		39.14	33.32	B	—	—	—
3	25	2.088	1.852	A	745392-2	745397-2	745132-2
		53.04	47.04	B	—	—	—

- Notes:**
- All receptacle connectors are preloaded with size 20 DF posted socket contacts.
  - Recommended pc board thickness is .093 [2.36].
  - Male screw retainers are used as mating hardware for connectors with 4-40 female screwlocks.

.318 [8.08] Board Mount Footprint